



Contents [[hide](#)]

- [1 Brainco ML1A Easleep Mask Smart CES Physical Sleep](#)
- [2 Packing list](#)
- [3 Product introduction](#)
- [4 Product specifications](#)
- [5 Indicator](#)
- [6 Button operation](#)
- [7 6. App installation and pairing](#)
- [8 How to wear](#)
- [9 Two modes](#)
- [10 Charging](#)
- [11 Maintenance](#)
- [12 Safety Precautions](#)
- [13 Scan the QR code to download App](#)
- [14 Certification](#)
- [15 Disclaimer](#)
- [16 Q&A](#)
- [17 Documents / Resources](#)
 - [17.1 References](#)



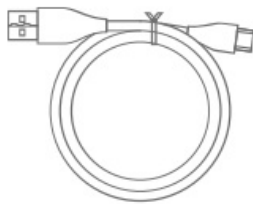
Brainco ML1A Easleep Mask Smart CES Physical Sleep



Packing list



Multifunctional BCI Sleep Device * 1



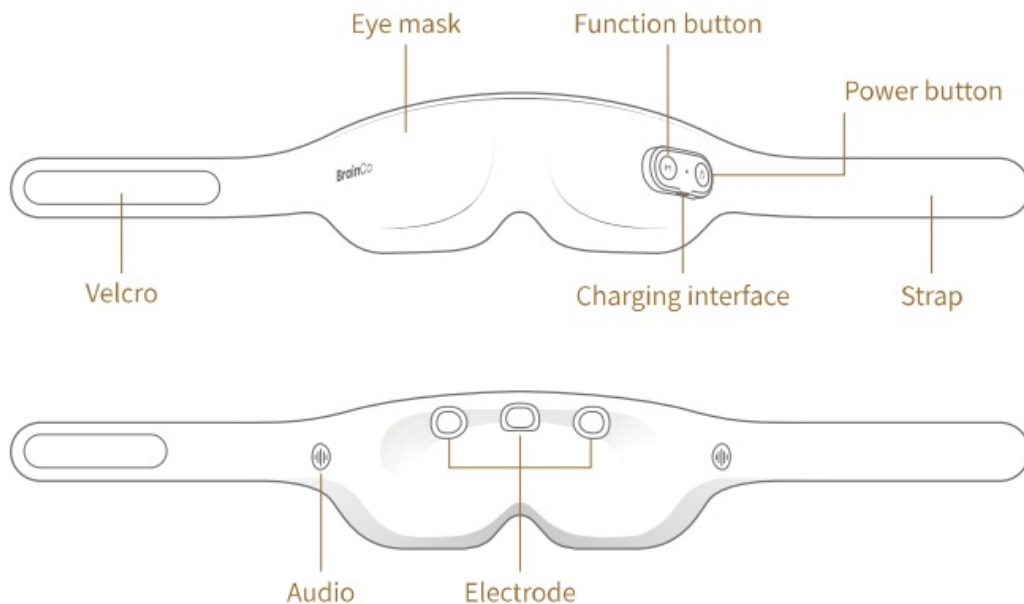
Type-C charging cable *1

User Manual

User Manual *1

Product introduction

This product is designed to assist users in overcoming insomnia. When users wearing this product are asleep, prefrontal lobe EEG signals will be collected and analyzed as a basis for determining sleep stages. The eye masks for shading and hot compress and music available by Bluetooth connection are greatly conducive to sleeping.



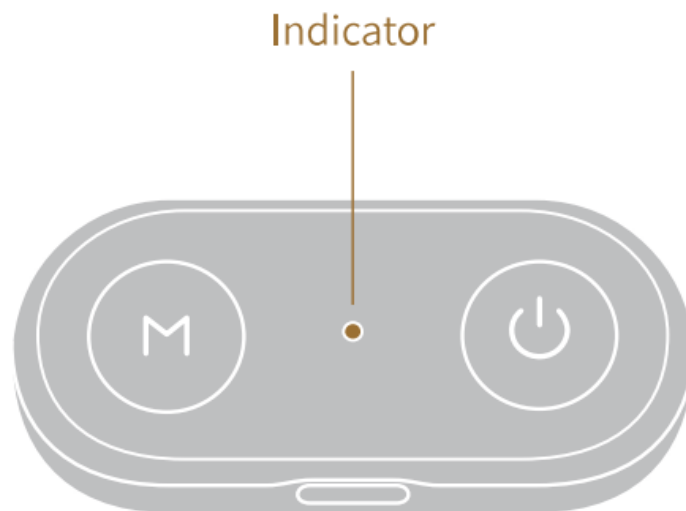
Product specifications

- **Product name:** Easleep Headband (Youth Version)
- **Device name:** Multifunctional BCI Sleep Device
- **Wireless connection:** V5.0 LE
- **Charging interface:** Charging via Type-C interface
- **Battery life:** 10h continuous operation
- **Standby time:** 6 months
- **Heating:** 3s quick heating, 38°C hot compress
- **Natural extension size:** 650'132*93mm
- **Weight:** 100g
- **Battery capacity:** 400mAh
- **Input:** 5V 500mA
- **Operating condition:**
 - **Temperature range:** -10°C to 45°C;
 - **Humidity range:** 15% rh to 85% RH, no condensation
- **Charging condition:** Temperature range: 0°C to 45°C

Indicator

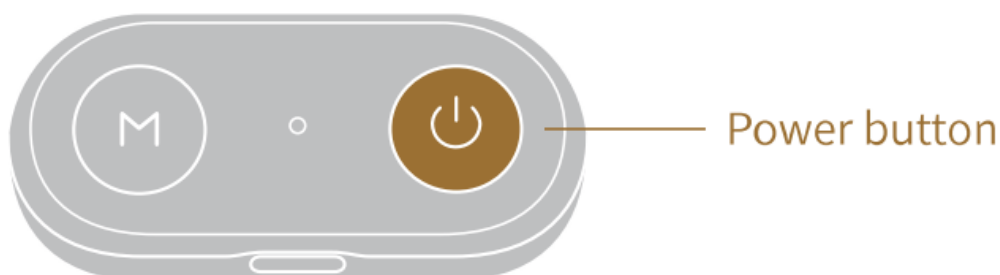
- **Normally green** Normal status
- **Indicator off** Status after use
- **Flashing green** Charging
- **Flashing red** Low battery/Anomaly in charging

- **Flashing red and OFF** Power-off
- **Flashing blue** Pairing
- **Normally blue** Firmware upgrading

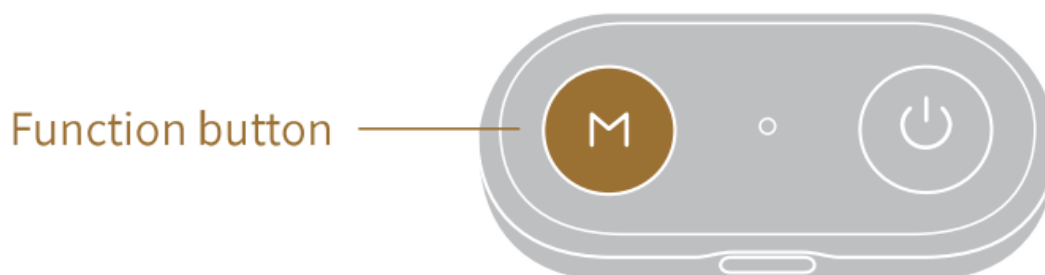


Button operation

Power button: Press and hold it for 2s to power on or off this product. In the power-on status, press and hold this button for 5s for re-pairing.



Function button: Press and hold it for 2s to enable or disable the heating mode. Or, press it to play/pause music.



6. App installation and pairing

1. Scan the QR code to download the App. Install the App and log in.

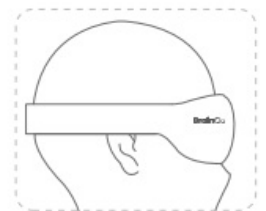

2. Open the App and enter the device pairing interface.
3. Press and hold the power button for 2s to power on this product. In the power-on status, press and hold the power button for 5s to enable the Bluetooth pairing mode, with the indicator rapidly flashing blue.
4. Open the Bluetooth Settings interface of your mobile phone, find the device [Easleep-XXXXXX] and click it for pairing.
5. Return to the App interface, showing the status of successful Bluetooth connection.



Scan the QR code to download App

How to wear

1. Forehead cleaning: Please wipe your forehead with a wet tissue.
2. Wearing: Power on this product and secure it around your head via the Velcro on the back of your head. The strap should be gently placed on your ears.
3. Adjustment: Align the electrodes with your forehead and keep it approximately 2cm above the glabella.



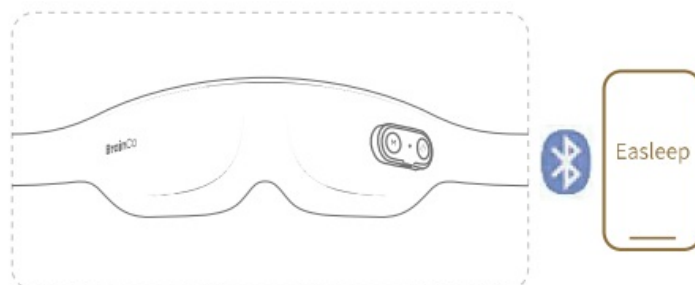
Two modes

Online use

Connect this product with mobile App

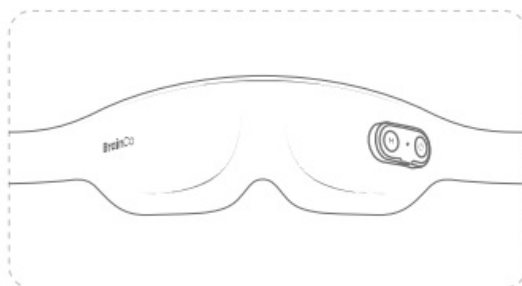
Open Easleep App or third-party audio software to play music Adjust the sound volume of mobile phone

How to wear Support the music from Easleep software and audio from third-party media software



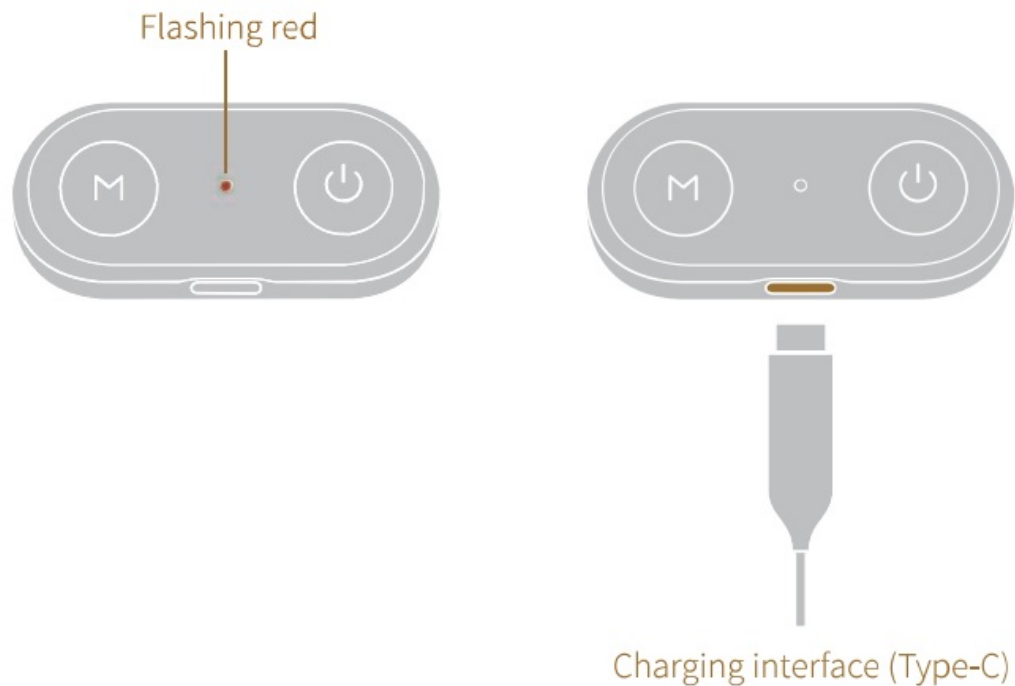
Offline use

Log in to App if you use this product for the first time



Charging

- To charge this product, please connect the accompanying cable to the charging interface. Please charge this product at 0°C to 45°C.
- The indicator will flash red if the battery level is below 10%. In this case, please charge this product as soon as possible.
- The indicator is red in the charging process. It turns green after this product is fully charged.



Maintenance

Do not wash this product with water. Please wipe the exterior with wet tissues.

Safety Precautions

Contraindications

There are no side effects or known contraindications in use up to now. Due to the lack of clinical data on the diseases described below, this product is not recommended for the following:

1. Patients suffering from major depressive disorder or recently suffering from stroke;
2. Patients recently suffering from hemorrhagic stroke;
3. Patients suffering from epilepsy;
4. Those who are advised by physicians not to use hot compress-type eye masks;
5. Those allergic to woven fabric electrodes.

If you feel a little uncomfortable, please reduce the hot compress level. In case of any severe discomfort such as headache, nausea, dizziness, allergy and red eyes, please stop using this product.

Precautions

- Children or those who are not able to express their own feelings are forbidden to use

this product.

- Do not use this product during the operation of complex and dangerous equipment or driving.
- Do not use this product in flammable and explosive places such as gas stations, dusty workshops and gas stations.
- Do not use this product in very wet places (e.g. bathrooms); otherwise, electric shock may occur or this product may get damaged.
- Used components of this product must be disposed of in accordance with local regulations.
- Do not use the hot compress mode at high levels for a long time. If you feel uncomfortable, please take a break and adjust this product to a lower-level mode. If discomfort still exists, please stop using this product.
- In the event of any discomfort during or after use, please stop using this product and consult a doctor.

Scan the QR code to download App

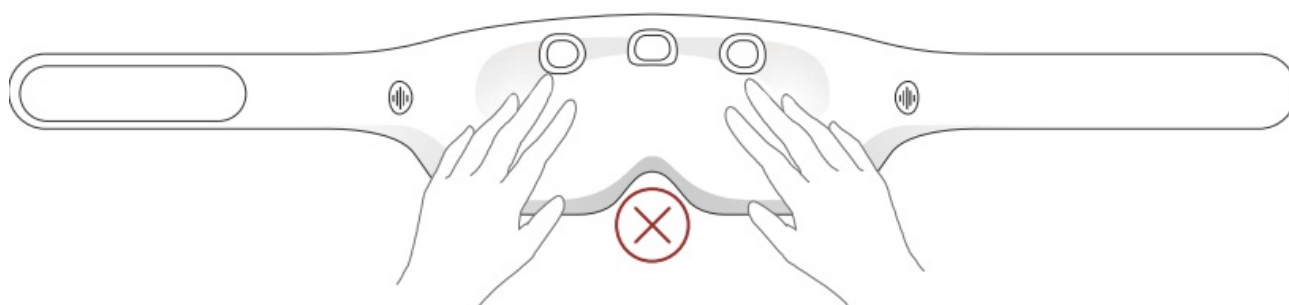
For safety reasons, others who borrow this product from you must log in to the Easleep App and read the instructions before using this product.



Scan the QR code to download App

For safety reasons, others who borrow this product from you must log in to the Easleep App and read the instructions before using this product.

Operation warnings



1. Do not touch the left and right electrodes simultaneously with both hands.
2. Do not connect this product and any high-frequency surgical equipment to the same

user. Otherwise, the electrodes may cause burns and this product may get damaged.

3. Do not use this product together with medical electronic devices such as electrocardiographs, as it may cause misinterpretation of medical electronic devices.
4. Do not use this product near short-wave or microwave therapeutic equipment. Otherwise, the output of this product may be instable.
5. Do not keep the electrodes close to the chest or heart. Otherwise, the likelihood of cardiac fibrillation may rise.
6. Keep the hydrogel patch away from wounds or scars.
7. Keep the hydrogel patch in tight and even contact with the skin to achieve the desired effect of this product.
8. Do not use the hydrogel patch that has fallen off. Otherwise, this product may cause burns or get damaged.

Other safety precautions

Please read all safety and operating instructions and keep them properly.

Warning/Caution:

Important safety note: Use the accessories/parts designated by the manufacturer.

Charge this product with the accompanying USB cable and charger (SV, 1A).

1. Keep this product away from wet or hot places, direct sunlight, intense magnetic fields or intense microwave fields.
2. Do not expose this product to high-temperature equipment.
3. Do not throw the host and electrodes into water, as it may cause damage to internal components.



Keep it away from children to avoid unexpected ingestion.

While using this product, please follow the basic precautions below:

- Before using this product, please carefully read the User Manual and Quick Start Guide. (%) Please use this product at 10°C to 45°C and charge it at 0°C to 45°C.
- Never expose the host case to water, rain, liquid, snow, etc. Refer to the maintenance instructions for the precautions regarding other components.
- Using any power supply or charger that is not recommended or sold by the product

manufacturer may lead to fire or personal injury.

- Do not use this product that is damaged or modified or electrodes that are notched or damaged. Otherwise, an accident or fault may occur.
- This product contains a lithium battery. Do not disassemble or squeeze this product or keep it in fire or at high temperatures. Exposure of this product to fire or high temperatures above 100°C may cause an explosion.
- Do not disassemble, repair or modify this product without authorization. Otherwise, malfunction or electric shock may be caused.

Lithium Battery WARNING:

This appliance contains a rechargeable lithium battery, and the scrapped battery is harmful to the environment, please follow the following tips before discarding the appliance:

- The battery must be removed from the appliance before discarding it;
- When removing the battery, the appliance must be disconnected from the power supply
- Batteries should be disposed of safely. Be careful not to damage the battery casing to prevent danger. Please take the removed battery to a designated professional and qualified battery recycling facility.
- Replacement of a battery with an incorrect type that can defeat a safeguard (for example, in the case of some lithium battery types);
- Disposal of a battery into fire or a hot oven, or mechanically crushing or cutting of a battery, that can result in an explosion; Leaving a battery in an extremely high temperature surrounding environment that can result in an explosion or the leakage of flammable liquid or gas;
- A battery subjected to extremely low air pressure that may result in an explosion or the leakage of flammable liquid or gas.

Certification

This device complies with Part 15 of the FCC Rules. Operation is subject to the following two conditions: (1) this device may not cause harmful interference, and (2) this device must accept any interference received, including interference that may cause undesired operation.

FCC Regulatory Compliance

This device complies with Part 15 of the FCC Rules. Operation is subject to the following two conditions:

1. this device may not cause harmful interference, and
2. this device must accept any interference received, including interference that may cause undesired operation. changes or modifications not expressly approved by the party responsible for compliance could void the user's authority to operate the equipment.

This equipment has been tested and found to comply with the limits for a Class B digital device, pursuant to Part 15 of the FCC Rules. These limits are designed to provide reasonable protection against harmful interference in a residential installation. This equipment generates, uses and can radiate radio frequency energy and, if not installed and used in accordance with the instructions, may cause harmful interference to radio communications. However, there is no guarantee that interference will not occur in a particular installation. If this equipment does cause harmful interference to radio or television reception, which can be determined by turning the equipment off and on, the user is encouraged to try to correct the interference by one or more of the following measures:

- Reorient or relocate the receiving antenna.
- Increase the separation between the equipment and receiver.
- Connect the equipment into an outlet on a circuit different from that to which the receiver is connected.
- Consult the dealer or an experienced radio/TV technician for help.

FCC Radiation Exposure statement

This equipment complies with FCC radiation exposure limits set forth for an uncontrolled environment. This transmitter must not be co-located or operating in conjunction with any other antenna or transmitter.

Disclaimer

1. In order to protect your legitimate rights and interests, please carefully read the User Manual (hereinafter referred to as the Manual) and other accompanying documents before using this product. BrainCo reserves the right to update these documents.
2. Once you use this product, it is deemed that you have read, understood and accepted all terms and contents of the User Manual. Users shall undertake the responsibility for all your own actions and consequences arising therefrom. Users shall also promise to use this product for proper purposes only and agree with all terms herein and other related policies or criteria that may be developed by BrainCo.
3. While using this product, please strictly follow and implement the requirements in the User Manual, but without limitation. Users shall bear the liabilities and losses arising from any personal injuries, accidents, property losses, legal disputes or any other adverse events leading to conflicts of interest in the event of violations of safety precautions or force majeure. BrainCo shall not assume any responsibility for such incidents.
4. BrainCo shall not assume any liability for direct or indirect violations of legal provisions during the use of this product.
5. Other exemptions stipulated in the laws and regulations.

Notes:

Minor users and their guardians shall be aware that they bear all legal responsibilities arising from violations of the laws and regulations or requirements in this document.

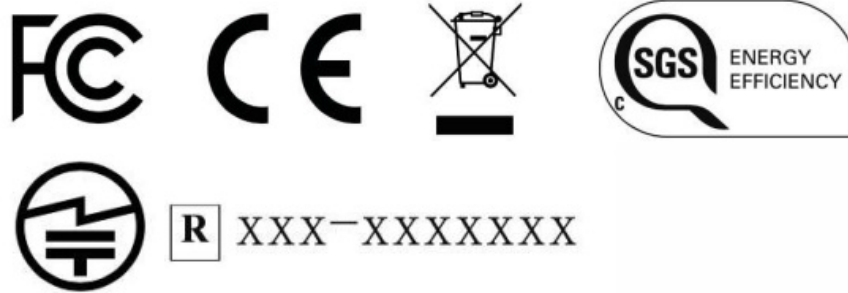
ISED compliance statement

This device contains licence-exempt transmitter(s)/receiver(s) that comply with Innovation, Science and Economic Development Canada's licence-exempt RSS(s). Operation is subject to the following two conditions:

1. This device may not cause interference.
2. This device must accept any interference, including interference that may cause undesired operation of the device.

ISED Radiation Exposure statement

This equipment complies with IC RSS-102 radiation exposure limits set forth for an uncontrolled environment. This transmitter must not be co-located or operating in conjunction with any other antenna or transmitter.



Q&A

Q1. How long does heating last?

AL This product supports 3s quick heating. It will automatically stop heating if the cumulative heating time exceeds 20min.

Q2. How to adjust the music volume?

A2. Please adjust the volume of your mobile phone.


Q3. Where are sleep reports?

A3. After getting up, power on this product again. It will be automatically connected to the App to transmit data through Bluetooth. The App automatically generates sleep reports. Users can view the detailed sleep stage charts and analysis results in the App.

Q4. How to perform upgrading and maintenance?

A4. The App will send firmware and software update information. Please follow the standard procedures to upgrade the firmware and software to the latest version.

Documents / Resources

	<p>Brainco ML1A Easleep Mask Smart CES Physical Sleep [pdf] User Manual</p> <p>ML1A, 2AQA9-ML1A, 2AQA9ML1A, ML1A Easleep Mask Smart CES Physical Sleep, ML1A, Easleep Mask Smart CES Physical Sleep, Smart CES Physical Sleep, CES Physical Sleep, Physical Sleep</p>
---	---

References

- [User Manual](#)

BrainCo

2AQA9-ML1A, 2AQA9ML1A, BrainCo, CES Physical Sleep, Easleep Mask Smart CES Physical Sleep, ML1A, ML1A Easleep Mask Smart CES Physical Sleep, Physical Sleep, Smart CES Physical Sleep

Leave a comment

Your email address will not be published. Required fields are marked *

Comment *

Name

Email

Website

☐ Save my name, email, and website in this browser for the next time I comment.

[Post Comment](#)

Search:

[Search](#)

[Manuals+](#) | [Upload](#) | [Deep Search](#) | [Privacy Policy](#) | [@manuals.plus](#) | [YouTube](#)

This website is an independent publication and is neither affiliated with nor endorsed by any of the trademark owners. The "Bluetooth®" word mark and logos are registered trademarks owned by Bluetooth SIG, Inc. The "Wi-Fi®" word mark and logos are registered trademarks owned by the Wi-Fi Alliance. Any use of these marks on this website does not imply any affiliation with or endorsement.