



# BOYA BY-M3-OA Omnidirectional Lavalier Microphone Instruction Manual

[Home](#) » [Boya](#) » BOYA BY-M3-OA Omnidirectional Lavalier Microphone Instruction Manual 

## Contents

- [1 BOYA BY-M3-OA Omnidirectional Lavalier Microphone](#)
- [2 Instruction](#)
- [3 Package Contents](#)
- [4 Product Structure](#)
- [5 How to Use?](#)
- [6 Features](#)
- [7 Specifications](#)
- [8 Documents / Resources](#)
- [9 Related Posts](#)



**BOYA BY-M3-OA Omnidirectional Lavalier Microphone**



## Instruction

Thanks for purchasing BOYA!

The BY-M3-OA is an omnidirectional microphone, specially designed for the DJI OSMO ACTION. It delivers an improved sound compared with the internal microphone. It features plug-and-play operation and has a wide frequency response of 50 Hz to 20 kHz. It's very lightweight and compact, so you can effortlessly take it to anywhere.

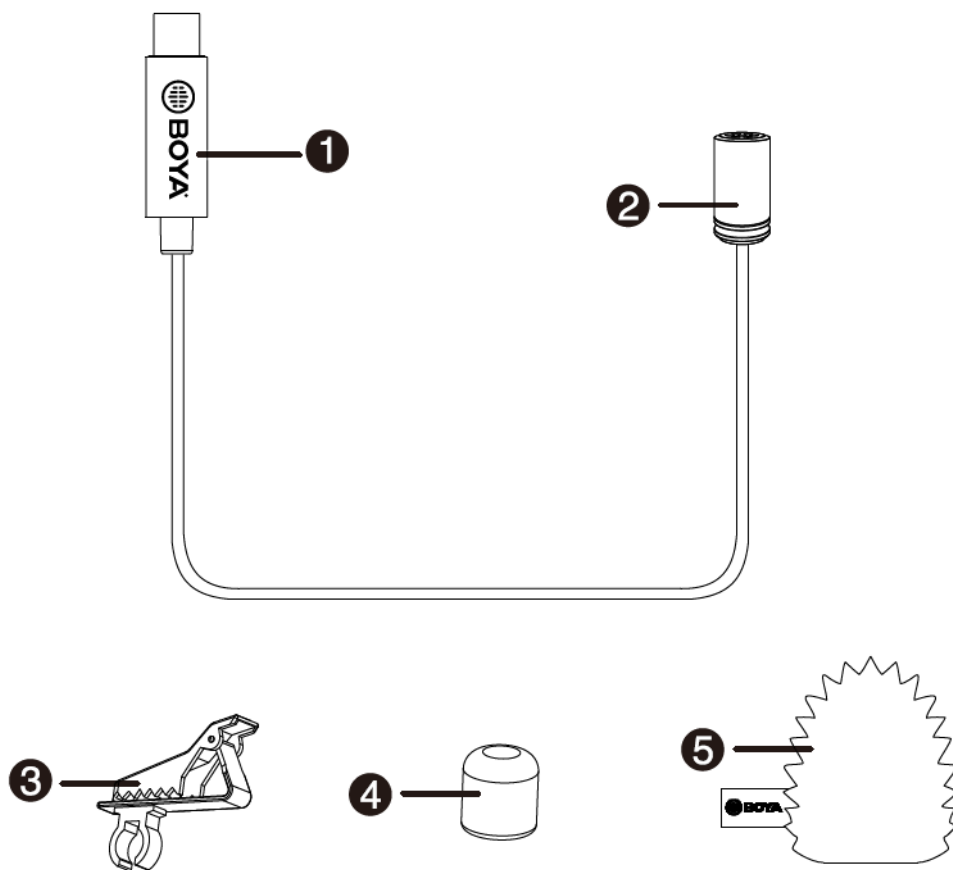
Furthermore, the 2m (6.6') cable terminates with a Type-C output, but it doesn't support either Type-C devices or other DJI series.

With the foam windscreen and fur windshield, the microphone greatly fights against the wind noise and unwanted vocal plosive in outdoor activities.

## Package Contents

- BY-M3-OA lavalier microphone
- Foam windscreen
- Fur windshield
- Lapel clip
- Carry pouch
- Velcro
- User manual
- Warranty card

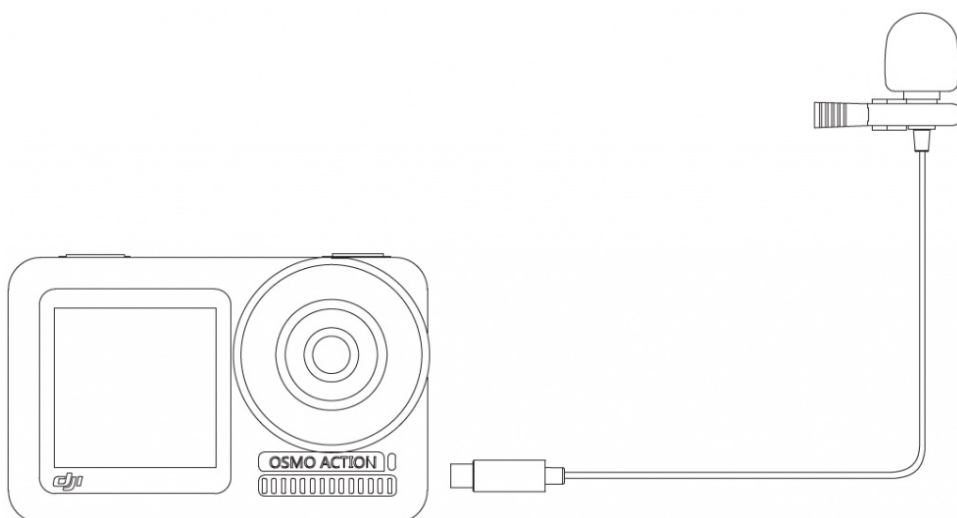
## Product Structure



1. USB Type-C connector (Only for DJI OSMO™ Action)
2. Microphone
3. Lapel clip
4. Foam windscreen
5. Fur windshield

## How to Use?

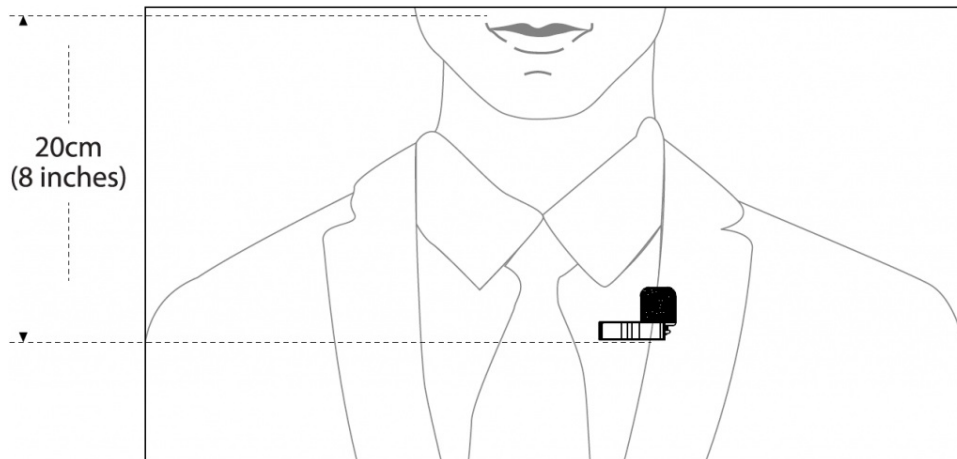
1. Connect BY-M3-OA to your DJI OSMO™ Action.
2. When the DJI OSMO Action shows"( )", it means the microphone gets ready to work.



3. Mounting the microphone to your Clothing
  - Attach the microphone to the front of your clothing with the clothing clip, keeping 20cm (8 inches) from your face.
    - Attach the microphone upside down to reduce excessive breath noises and tonal inconsistencies

due to head movements.

- It is recommended that you use the foam wind screen at all times to avoid wind noise, even when recording inside.



**NOTE:**

This microphone features non-waterproof, please don't submerge it for use in water with the DJI OSMO™ ACTION together.

**Features**

- USB Type-C connector specially designed for DJI OSMO™ ACTION
- Omnidirectional lavalier microphone
- Delivers rich and natural sound
- Plug-and-play operation
- 2 meters cable in length
- Foam windscreen, fur windshield, lapel clip included


**Specifications**

|                       |   |
|-----------------------|---|
| Output                | USB Type-C Connector                          |
| Polar Pattern         | Omnidirectional                               |
| Frequency Response    | 50Hz-20kHz                                    |
| Sensitivity           | -40±3dB(0dB=1V/ Pa,at 1KHz)                   |
| Signal-to-Noise Ratio | 78dB S:(f=1KHz,S.P.L=1Pa) N:(A-Weightedcurve) |
| Power Requirement     | Powered by OSMO™ Action                       |
| Weight                | 20g (0.7 oz)                                  |
| Cable Length          | 2m (6.6ft)                                    |


**SHENZHEN JIAZY PHOTO INDUSTRIAL., LTD.**

The BOVA logo is a trademark which is registered and owned by Shenzhen Jiayz Photo Industrial., Ltd. COPY  
RIGHT 2010-2020  
TEL: 400 6131096

Email: [sales@boya-mic.com](mailto:sales@boya-mic.com)  
[www.boya-mic.com](http://www.boya-mic.com) / [www.jiayz.com](http://www.jiayz.com)



## Documents / Resources



[BOYA BY-M3-OA Omnidirectional Lavalier Microphone](#) [pdf] Instruction Manual  
BY-M3-OA, BY-M3-OA Omnidirectional Lavalier Microphone, Omnidirectional Lavalier Microphone for DJI OSMO Action

[Manuals+](#)