

boxxtool S20 Basic Transparent Pack



boxxtool S20 Basic Transparent Pack User Guide

[Home](#) » [boxxtool](#) » boxxtool S20 Basic Transparent Pack User Guide 

Contents

- [1 boxxtool S20 Basic Transparent Pack](#)
- [2 Product Information](#)
- [3 Product Usage Instructions](#)
- [4 FAQs](#)
- [5 PANEL](#)
- [6 CONNECTION](#)
- [7 USER GUIDE AND WARNINGS](#)
- [8 CONTACT](#)
- [9 Documents / Resources](#)
 - [9.1 References](#)



boxxtool S20 Basic Transparent Pack



Product Information

- **Specifications**

- System of panels that can be interconnected easily for countless purposes
- **Material:** Plastic
- Suitable for food contact
- Not suitable for children under 36 months
- For domestic use only

Product Usage Instructions

- **Warnings**

- **CAUTION:** Risk of injury! Damaged panels must not be used! Please regularly check, but at least before use, all hinges for fractures or other damages. Failure to check may result in tipping, breaking, or falling hazards. In case of damage, please contact customer service or visit the website (www.boxxtool.com).
- **CAUTION:** Fall Hazard! Keep away from edges, cliffs, and heights above 40 inches! Ensure proper stability on flat surfaces. Do not exceed a weight of 100 pounds. Always supervise usage and keep away from children under 36 months.

- **Connection Instructions**

- Identify panels A, B, C, D.
- Connect panels by aligning the locks and latches.
- Ensure a secure connection before use.
- Avoid placing near edges or unstable surfaces.

FAQs

- **Q: Can this product be used as a toy for children?**

- **A:** No, this product is not suitable for children under 36 months and should only be used under adult supervision.

- **Q: What should I do if I notice any damage to the panels?**

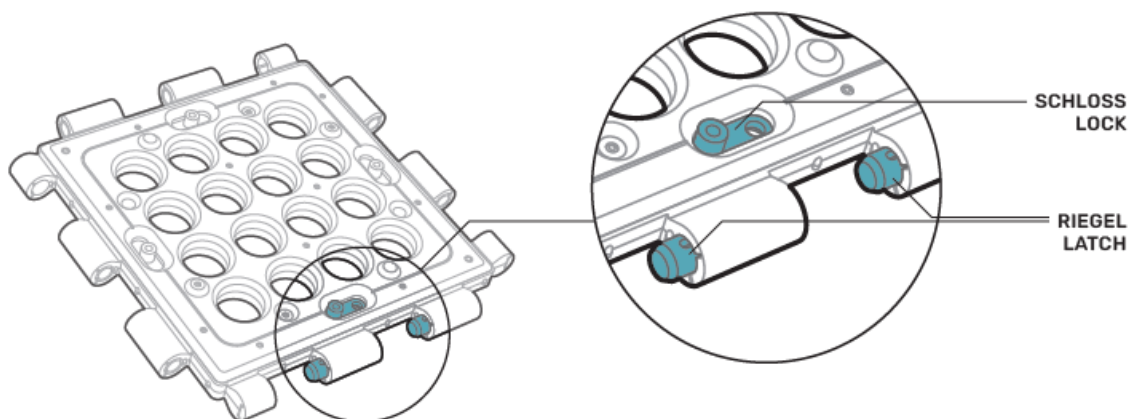
- **A:** If you notice any damage, do not use the panels. Contact customer service or visit the website for assistance.

WARNINGS:

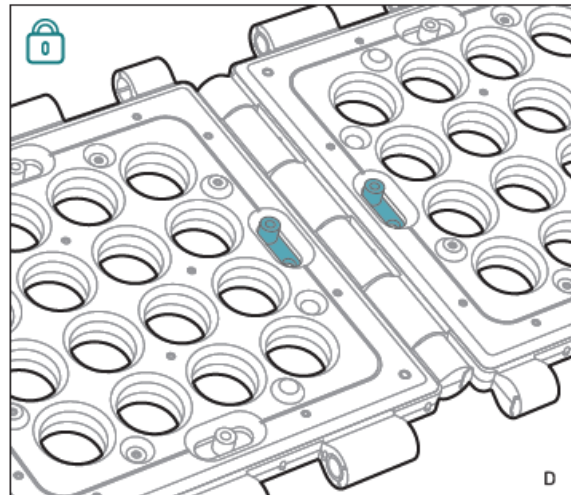
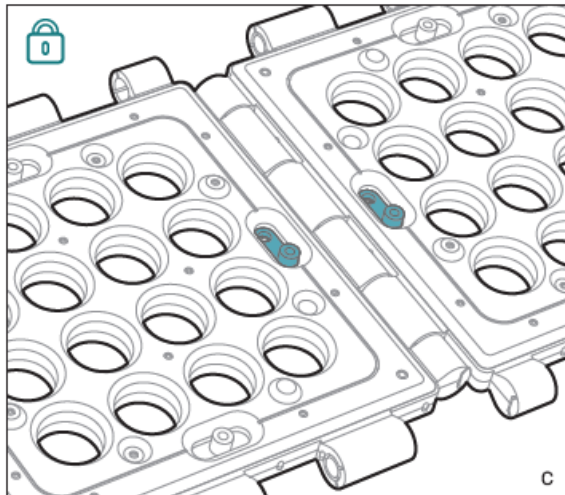
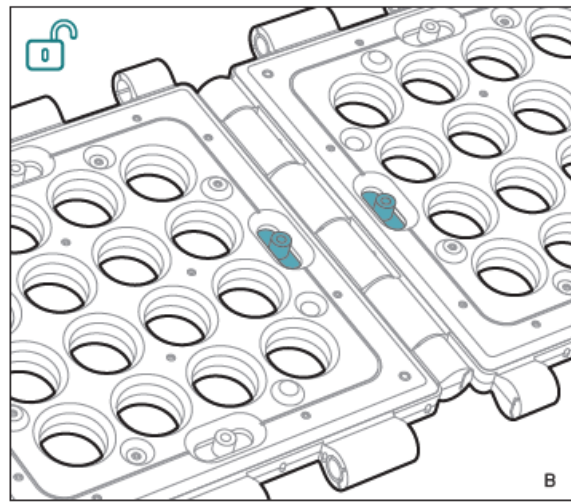
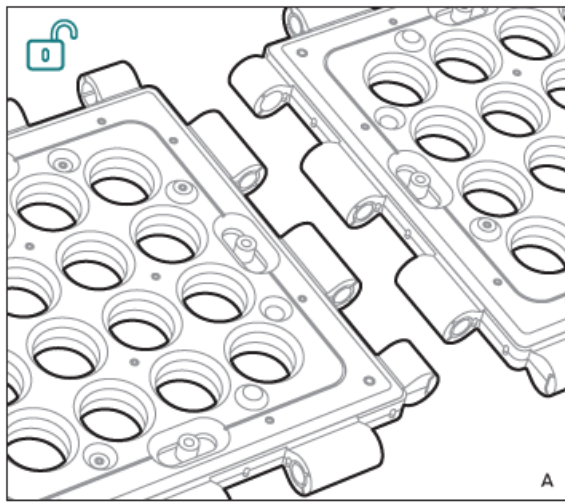
- In case of use as a toy: CAUTION! For domestic use only!
- **CAUTION!** This product is not suitable for children under 36 months and should only be used under adult supervision!



PANEL



CONNECTION



USER GUIDE AND WARNINGS

• CONNECTION AND CONSTRUCTION OF BOXXTOOL® PANELS

- The boxxtool® lock connects panels in two directions: the middle position means unlocked, while the left and right or upper and lower positions mean locked.
- The latch on the opposite side of the adjacent panel moves automatically with it and locks or unlocks automatically.
- By firmly connecting the panels, flat or three-dimensional structures can be created for various applications.
- Each panel can be individually removed or opened as a flap in all four directions. boxxtool® can be used by children aged 3 and above as well as by adults.

• USE OF BOXXTOOL® PANELS

- After appropriate assembly, boxxtool® is intended particularly for use as a portable transport box, as furniture such as shelves, stools, or tables, and as a toy.
- The use of boxxtool® is excluded in all areas and applications where the safety or health of a person or animal would depend on the stability of the panels or the chosen construction!
- The stability and durability of a construction made from boxxtool® panels cannot be guaranteed in all possible combinations and situations.
- It is at the discretion and judgment of the user or supervisor to carefully inspect and ensure the necessary stability and durability of the chosen construction before use.
- The panels are made of food-grade plastic and suitable for contact with food.

- **CAUTION: RISK OF INJURY!**

- Damaged panels must not be used! Please regularly check, but at least before use, all hinges for fractures or other damages.
- Failure to check may result in tipping, breaking, or falling hazards.
- In case of damage, please contact customer service or visit the website (www.bboxxtool.com).

- **CAUTION: FALL HAZARD!**

- Constructions intended to be climbed must not exceed a height of 40 cm or two-panel heights!
- The surface for such a construction must be flat and non-slip!
- It is particularly important to ensure that all locking latches are closed!
- A locking latch is closed when the latch is audibly engaged in the right or left, upper or lower position.
- The maximum load should not exceed 100 kg under any circumstances.
- The chosen construction must be suitable for the load and is the responsibility of the user or supervisor due to the numerous connection possibilities of the panels!
- Carefully check and ensure the required stability and durability of the chosen construction before use!
- Hanging surfaces of more than two panels, overhangs, or simple horizontal corner connections without lateral support must be avoided at all costs!

- **General Inquiries**

- If you have any questions or need more information, please do not hesitate to contact us directly during our office hours.

CONTACT



- bboxxtool®
 - c/o die haptiker GmbH
 - Bergstr. 12
 - 82024 Taufkirchen
 - Germany
 - **Service** +49 89 67 97 335 – 10
 - Mail, Web
 - hello@bboxxtool.com.
 - www.bboxxtool.com.
-

Documents / Resources



[bboxxtool S20 Basic Transparent Pack](#) [pdf] User Guide
S20 Basic Transparent Pack, S20 Basic, Transparent Pack, Pack

References

-  [boxxtool - Shop](#)
-  [boxxtool - Shop](#)
- [User Manual](#)

[Manuals+](#), [Privacy Policy](#)

This website is an independent publication and is neither affiliated with nor endorsed by any of the trademark owners. The "Bluetooth®" word mark and logos are registered trademarks owned by Bluetooth SIG, Inc. The "Wi-Fi®" word mark and logos are registered trademarks owned by the Wi-Fi Alliance. Any use of these marks on this website does not imply any affiliation with or endorsement.