




## BOTEX DD-6 DMX-Splitter User Manual

[Home](#) » [BOTEX](#) » BOTEX DD-6 DMX-Splitter User Manual 



### DMX-Splitter DD-6

#### User manual

This manual contains important information on the safe operation of the product. Read and follow the safety advice and instructions given. Retain the manual for future reference. If you pass the product on to others please include this manual.

#### Contents

- [1 Safety instructions](#)
- [2 Features](#)
- [3 Technical specifications](#)
- [4 Documents / Resources](#)
  - [4.1 References](#)
- [5 Related Posts](#)

#### Safety instructions

##### Intended use

This device is used to distribute DMX signals to up to six devices. Any other use or use under other operating conditions is considered to be improper and may result in personal injury or property damage. No liability will be assumed for damages resulting from improper use.

##### Danger for children



Ensure that plastic bags, packaging, etc. are disposed of properly and are not within reach of babies and young children. Choking hazard!  
Ensure that children do not detach any small parts from the product.  
They could swallow the pieces and choke! Never let children unattended use electrical devices.

### **Where to use the product**

#### **Never use the product**

- in conditions of extreme temperature or humidity
- in extremely dusty or dirty areas
- at locations where the unit can become wet

### **General handling**

- To prevent damage, never use force when handling the product.
- Never immerse the product in water. Just wipe it with a clean dry cloth. Do not use liquid cleaners such as benzene, thinners or flammable cleaning agents.

### **Features**

- One DMX input is spread to six DMX outputs
- Connections are galvanically isolated
- Indicator LEDs for outputs
- Independent drivers

## Operating elements and connections



1. On/of switch

2. DMX outputs 1-6

These six outputs are electronically separated from each other.

Each output has its own driver, which amplifies the signal.

3. Link Out / Terminate switch

If the switch is in the 'Terminate' position, the DMX output (4) is deactivated and no other devices can be linked. If the switch is in 'Link

Out' position, a second Botex DMX splitter DD-6 can be linked.

4. DMX OUT

This output can exclusively be used to link another Botex DMX splitter DD-6.

5. DMX IN



Connect the DMX signals to be distributed here.

6. Fuse

7. Power cord for connection to a properly wired and grounded 230 V power outlet.

## Technical specifications

Supported protocol:	DMX 512
Voltage supply:	230-V~ / 50-Hz
Dimensions (W-x-H-x-D):	484 mm-x-45 mm-x-146-mm
Weight:	2.10-kg
In / outputs:	XLR 3-pin & 5-pin
Fuse:	5-x-20-mm, 250-V 1-A, fast-acting


	<p>For the transport and protective packaging, environmentally friendly materials have been chosen that can be supplied to normal recycling. Ensure that plastic bags, packaging, etc. are properly disposed of. Do not just dispose of these materials with your normal household waste, but make sure that they are collected for recycling. Please follow the notes and markings on the packaging.</p>
	<p>This product is subject to the European Waste Electrical and Electronic Equipment Directive (WEEE) in its currently valid version. Do not dispose of your old device with your normal household waste. Dispose of this product through an approved waste disposal firm or through your local waste facility. Comply with the rules and regulations that apply in your country. If in doubt, consult your local waste disposal facility.</p>

#### Thomann GmbH

- Hans-Thomann-Straße 1
- 96138 Burgebrach
- [www.thomann.de](http://www.thomann.de)
- [info@thomann.de](mailto:info@thomann.de)

DocID: 390207\_22.07.2020

## Documents / Resources

	<p><a href="#">BOTEX DD-6 DMX-Splitter</a> [pdf] User Manual DD-6, DMX-Splitter</p>
---	---

## References

- [t Welcome – Thomann United States](#)