

# BOSCH PXV890DV5E Series 8 Flex Induction Cooktop Instruction Manual

[Home](#) » [Bosch](#) » BOSCH PXV890DV5E Series 8 Flex Induction Cooktop Instruction Manual 




Series 8, Flex induction cooktop, 80cm, Black,  
PXV890DV5E

## Contents

- [1 PXV890DV5E Series 8 Flex Induction Cooktop](#)
- [2 Safety](#)
- [3 Installation](#)
- [4 Documents / Resources](#)

**PXV890DV5E Series 8 Flex Induction Cooktop**



HEZ390012 Steaming Rack for Stainless Steel roasts, HEZ390090 Wok Set consisting of 3 items, HEZ390210 System pan diameter 15 cm, HEZ390220 System pan diameter 19 cm, HEZ390230 System pan diameter 21cm, HEZ390512 Teppan Yaki (large), HEZ390522 Griddle Plate, HEZ394301 Connecting strip, HEZ9ES100 Espresso maker 4 cups, HEZ9FE280 Iron pan Ø 18 / 28 cm, HEZ9FF010 Flex Pan, large, HEZ9FF030 Flex Pan set, 3 pcs., HEZ9FF040 Flex Pan set, 4 pcs., HEZ9SE040 4 pieces Set, HEZ9SE060 6 pieces Set, HEZ9TY010 Teppan Yaki, HZ390011 Stainless Steel roaster with glass lid

The FlexInduction cooktop: you can place multiple pots and pans or large cookware anywhere on the flexible cooking zone.

- Cooktop with GlassProtect surface: the new coating increases the scratch-resistance of the cooktop surface.
- DirectSelect Premium: spacious and intuitive touch interface.
- FlexInduction: more flexibility on your cooktop for large pots and pans.
- PerfectFry: no more worries about scorching.
- Comfort Profile: elegant, appealing design with bevelled front and metal strips on the side.

Product name/family: ..... Cooking zone ceramic  
 Built-in / Free-standing: ..... Built-in  
 Energy input: ..... Electric  
 Total number of positions that can be used at the same time: ..... 5  
 Min. required niche size for installation (HxWxD): ..... 51 x 750-780 x 490-500 mm  
 Width of the appliance: ..... 816 mm  
 Dimensions (HxWxD): ..... 51 x 816 x 527 mm  
 Dimensions of the packed product (HxWxD): ..... 130 x 950 x 600 mm  
 Net weight: ..... 14.2 kg  
 Gross weight: ..... 17.9 kg  
 Residual heat indicator: ..... separate  
 Location of control panel: ..... Hob front  
 Basic surface material: ..... Ceramic glass  
 Color of surface: ..... Black  
 Length electrical supply cord: ..... 110.0 cm

EAN code: .....4242005238637  
Voltage: ..... 220-240 V  
Frequency: ..... 50-60 Hz

The FlexInduction cooktop: you can place multiple pots and pans or large cookware anywhere on the flexible cooking zone.

- 80 cm Cooktop Induction: space for 5 pots or pans.

### **Flexibility of cooking zones**

- FlexInduction Zone: use cookware of any shape or size anywhere within the 40cm long zone.
- Cooking zone front left: 180 mm, 1.8 KW (max. power 3.1 KW)
- Cooking zone rear left: 145 mm, 1.4 KW (max. power 2.2 KW)
- Cooking zone middle: 240 mm, 2.2 KW (max. power 3.7 KW)
- Cooking zone rear right: 200 mm, 210 mm , 2.2 KW (max power 3.7 KW)
- Cooking zone front right: 200 mm, 210 mm, 2.2 KW (max. power 3.7 KW)

### **Usage convenience**

- Direct Select Premium Touch Control: directly control the power on the extra large illuminated touch bar (invisible when switched off).
- 17 power levels for each cooking zone: precisely adapt the heat with 17 power levels (9 main levels and 8 intermediate levels).
- Timer with automatic switch off for all zones: switches off the cooking zone at the end of the time set (e.g. for boiled eggs).
- Alarm: an alarm sounds at the end of the time set (e.g. for pasta).
- Count-up timer: shows how much time has passed since starting the timer (e.g. for potatoes).

### **Time saving & efficiency**

- PowerBoost function – reduce the time to heat up large quantities of water: boil water faster with up to 50% more energy than at the highest standard level.
- Move Mode – 3 Automatic Power Levels: increase or decrease the power level simply by moving the pot forwards or backwards.
- QuickStart – Quick and automatic first pot detection: when switching on, the cooktop automatically selects the cooking zone with cookware on it.
- ReStart – Quickly reinstates previous settings: in case of unintentional switch-off, restore all previous settings by switching on the cooktop again within 4 seconds.

### **Cooking assistance**

- FryingSensor with 5 temperature settings: prevents scorching with the automatic temperature regulation of the integrated sensor.
- Dish assistant: easily find the right temperature setting for a certain dish via the Home Connect app.

## Connectivity

- Remote Monitoring and Control: check if the cooktop is switched off even when not at home, and find recipes or additional functions in the Home Connect app.
- cook2hood control (with matching rangehood): automatically activates the rangehood when cooking, thanks to the WiFi connection of cooktop and suitable rangehood.

## Design

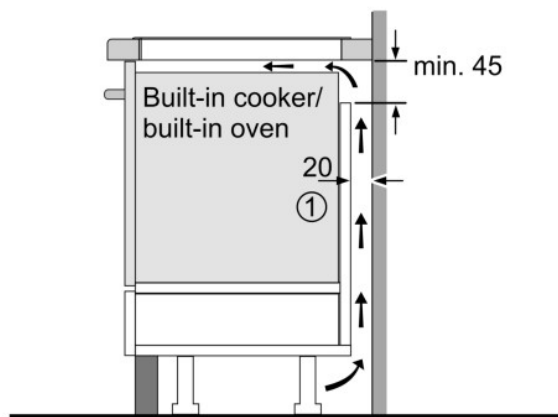
- Glass Protect Surface : scratch-resistant glass ceramics.
- Accent|line, Carbon Black

## Safety

- Digital 2-stage residual heat indicator: indicates which cooking zones are still hot or warm.
- Childproof lock: prevent unintended activation of the cooktop.
- WipeProtection: wipe overboiled liquids without unintentionally changing settings (blocking all touch buttons for 30 seconds).
- Main switch: switch off all cooking zones at the touch of a button.
- Automatic safety switch-off: for safety reasons, heating stops after a preset time without interaction (customisable).
- Energy consumption display: shows the electricity consumption of the last cooking process.

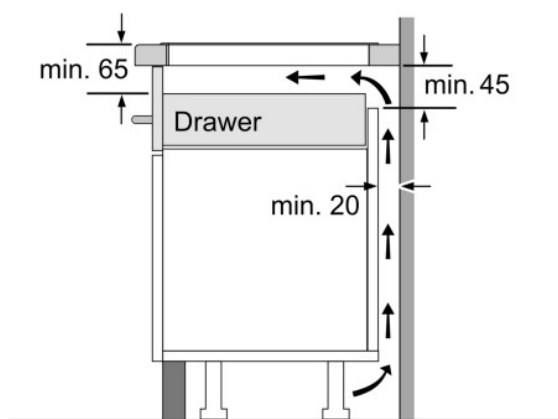
## Installation

- Dimensions of the product (HxWxD mm): 51 x 816 x 527
- Required niche size for installation (HxWxD mm) : 51 x 750 x (490 500)
- Min. worktop thickness: 16 mm
- Connected load: 7.4 KW
- Power cord: 1.1 m, Cable included

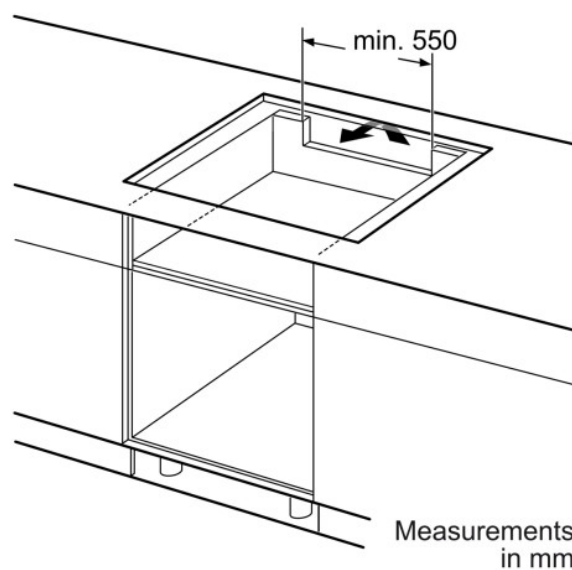
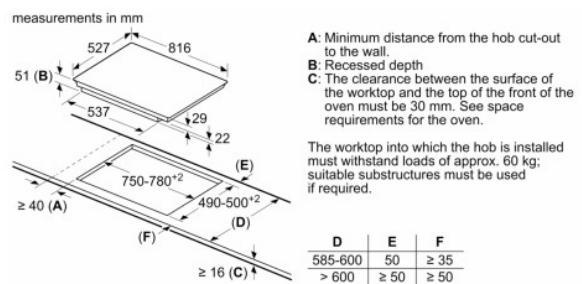


①  
Ventilation gap must  
be present


All measurements in mm



Measurements in mm



## Documents / Resources

	<p><b><a href="#">BOSCH PXV890DV5E Series 8 Flex Induction Cooktop</a></b> [pdf] Instruction Manual PXV890DV5E, PXV890DV5E Series 8 Flex Induction Cooktop, 8 Flex Induction Cooktop, Flex I nduction Cooktop, Induction Cooktop, Cooktop</p>
---	---