

BOSCH AMN-P15-SIP Amplifier Module Installation Guide

[Home](#) » [Bosch](#) » **BOSCH AMN-P15-SIP Amplifier Module Installation Guide** 

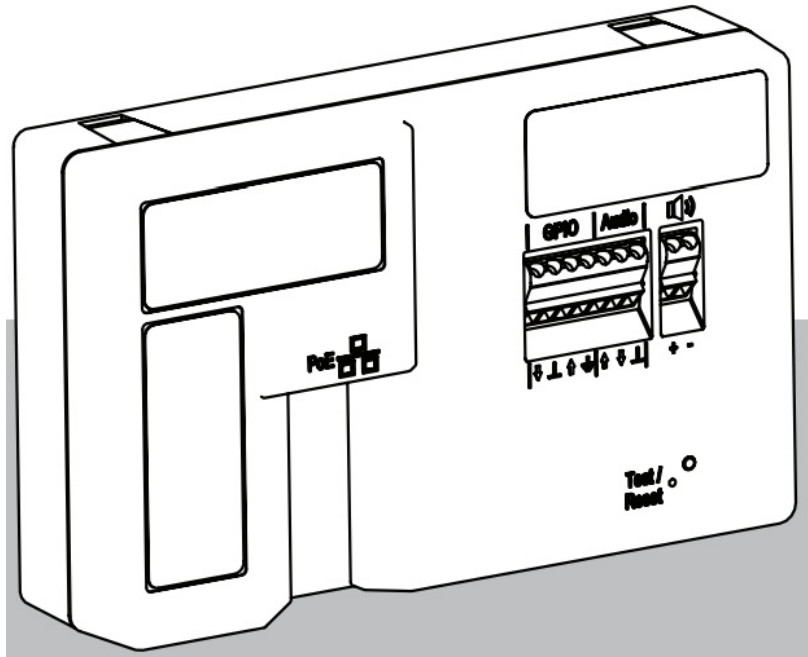
Contents

- [1 BOSCH AMN-P15-SIP Amplifier Module](#)
- [2 Product Information](#)
- [3 Key Features](#)
- [4 Product Usage Instructions](#)
- [5 BOX CONTENT](#)
- [6 INSTALLATION INSTRUCTION](#)
- [7 ABOUT COMPANY](#)
- [8 Documents / Resources](#)
 - [8.1 References](#)
- [9 Related Posts](#)



BOSCH

BOSCH AMN-P15-SIP Amplifier Module



Product Information

The TX20 Amplifier Module is a high-quality audio amplifier designed for use in various applications. It provides 15 watts of power output and is built on the SIP (System-in-Package) platform, ensuring compact size and easy integration into different devices.

The AMNP15SIP model is a quick installation guide version, aimed at simplifying the setup process for users.

Key Features

- Power Output: 15 watts
- Amplifier Type: SIP (System-in-Package)
- Quick Installation Guide Version: AMNP15SIP

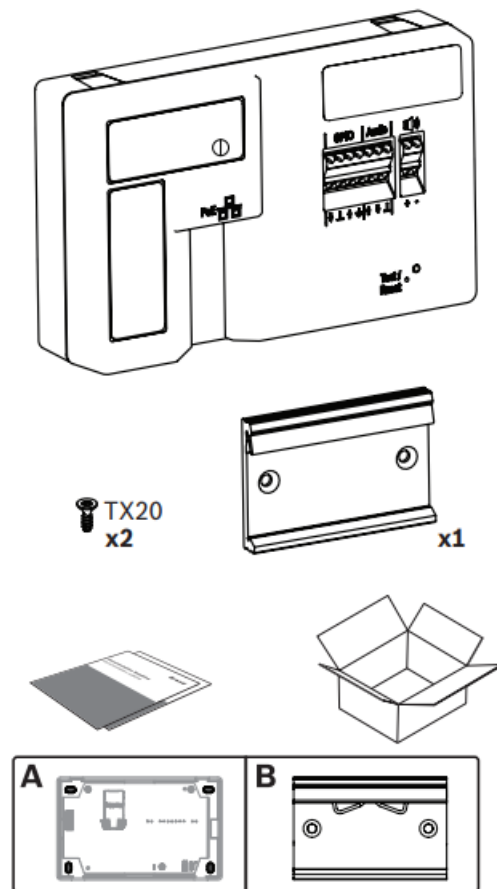
Product Usage Instructions

Follow the steps below to properly use the TX20 Amplifier Module:

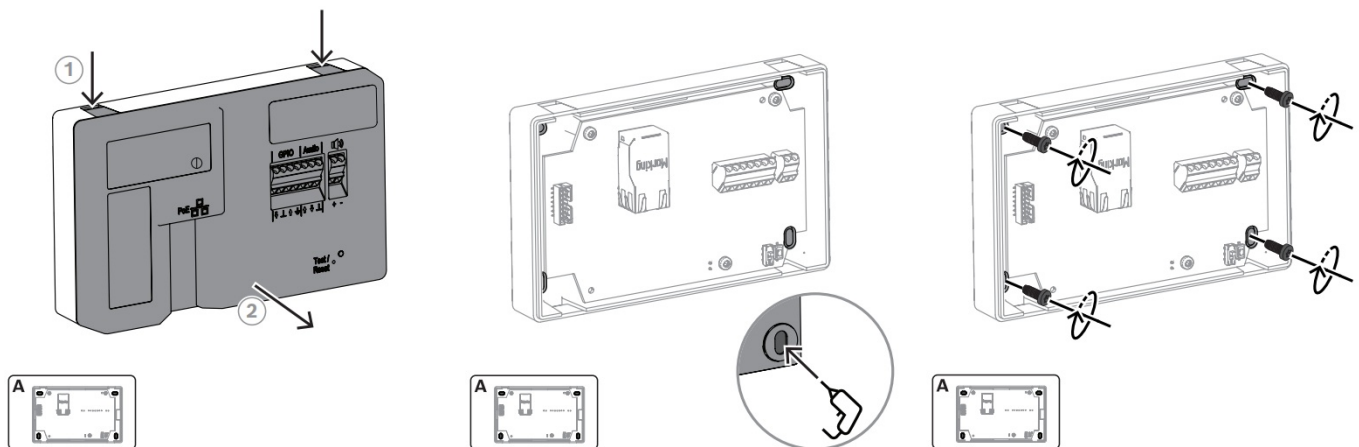
1. Ensure you have all the necessary components for installation.
2. Identify the TX20 Amplifier Module. It should be labeled as "TX20".
3. Check if you have two (x2) units of the TX20 Amplifier Module.
4. Confirm that you have one (x1) quick installation guide version labeled as "AMNP15SIP".
5. Proceed with the installation process by referring to the quick installation guide provided.
6. Follow the instructions in the guide to connect the TX20 Amplifier Module to your desired audio source and output device.
7. Ensure all connections are secure and properly aligned.
8. Power on the audio source and output device.
9. Adjust the volume settings as needed using the controls available on the TX20 Amplifier Module.
10. Enjoy high-quality audio output from your connected devices.

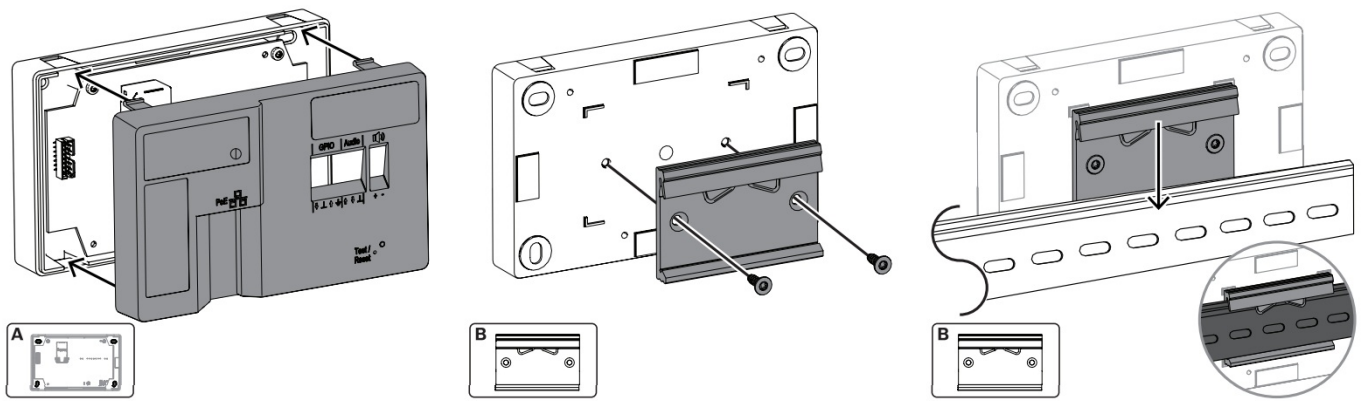
If you encounter any issues during installation or usage, refer to the comprehensive user manual for troubleshooting assistance or contact our customer support for further guidance.

BOX CONTENT



INSTALLATION INSTRUCTION





ABOUT COMPANY

- Bosch Security Systems B.V.
- Torenallee 49
- 5617 BA Eindhoven
- Netherlands
- www.boschsecurity.com
- © Bosch Security Systems B.V., 2022

Documents / Resources

	<p>BOSCH AMN-P15-SIP Amplifier Module [pdf] Installation Guide AMN-P15-SIP Amplifier Module, AMN-P15-SIP, Amplifier Module, Module</p>
--	--

References

- [Home | Bosch Security and Safety Systems | Global](#)