

BOOTECH BT-CORE PLUS Variable Amplitude Massage Gun User Manual

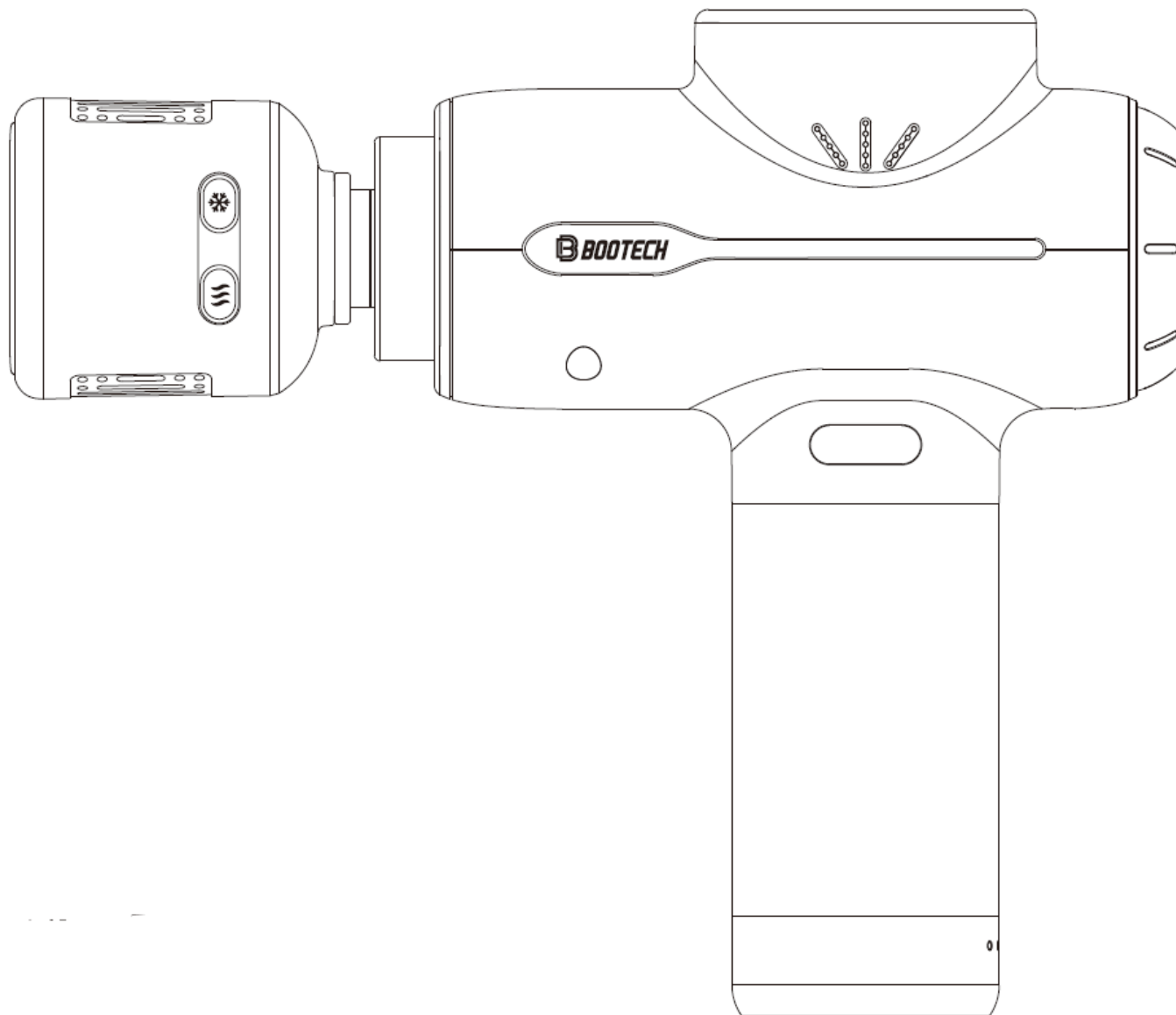
[Home](#) » [BOOTECH](#) » BOOTECH BT-CORE PLUS Variable Amplitude Massage Gun User Manual

Contents

- [1 BOOTECH BT-CORE PLUS Variable Amplitude Massage Gun](#)
- [2 Specifications](#)
- [3 Product Usage Instructions](#)
- [4 FAQs](#)
- [5 product information](#)
- [6 safety instruction](#)
- [7 Instructions](#)
- [8 App instruction](#)
- [9 Troubleshooting](#)
- [10 Product Disposal Precautions](#)
- [11 Fcc](#)
- [12 MORE INFO](#)
- [13 Documents / Resources](#)
 - [13.1 References](#)
- [14 Related Posts](#)



BOOTECH BT-CORE PLUS Variable Amplitude Massage Gun



Specifications

- **Compliance:** FCC Part 15
- **Class:** Class B digital device
- **RF Exposure:** Meets general RF exposure requirements
- **Environment:** WEEE Directive compliant
- **RoHS:** Complies with RoHS 2.0

Product Usage Instructions

Installation and Operation:

This device complies with FCC Part 15 regulations. To ensure proper operation:

1. Avoid causing harmful interference to other devices.
2. Accept any interference received for uninterrupted operation.
3. Follow the provided instructions for installation.
4. If interference occurs, try reorienting the antenna or relocating the device.

Disposal and Recycling:

Properly handle the product to promote environmental sustainability:

1. Do not dispose of the product with normal household waste.
2. Recycle responsibly to reuse material resources.
3. Return used devices to designated collection points or retailers for safe recycling.

FAQs

1. Is this device safe for portable use?

Yes, the device meets general RF exposure requirements and can be used in portable conditions without restrictions.

2. What should I do if there is interference with radio or TV reception?

If interference occurs, you can try the following measures:

- Reorient or relocate the receiving antenna.
- Increase the separation between the equipment and the receiver.
- Connect the equipment to a different outlet than the receiver.
- Consult a dealer or experienced technician for assistance.

3. How do I know if the device is compliant with RoHS?

The product conforms to the Restriction of Hazardous Substances Directive (RoHS 2.0) and complies with restrictions on toxic substances such as Cadmium (Cd).

product information

Thank you for choosing **BOOTECH** Massage Gun. This device provides deep relaxation for fascia and muscles through powerful percussion massage. Please use the device carefully and safely while enjoying muscle and body relaxation. To ensure safety and avoid any property damage, please read this manual carefully and use the device according to the instructions. Otherwise, it may result in severe personal injury or serious property damage. **BIOTECH** has always focused on the field of sports rehabilitation industry, striving to create a global sports rehabilitation professional brand.

• Warnings and Safety Reminders

- This product is not a medical device and is not recommended for medical
- This product is intended for healthy adults only. Seniors, children, and those with limited cognitive abilities or sensory feedback deficiencies should not use this product or should only use it under supervision.
- Do not use or store this product within the reach of infants and children, as it may cause accidents, injuries, or physical discomfort.
- Use this product gently. Applying excessive force or speed when using this product may cause bruising. Check the massaged area frequently and stop immediately at the first sign of pain or discomfort. If pain or discomfort persists or cannot be relieved, seek medical advice immediately.

- Use on soft tissue areas only and avoid any hard or bony areas of the body. Including the head, the cervical spine, vertebral bodies of the spine, and joints. Shinbones, the dorsum of feet and hands, etc.
- Do not use around sensitive parts, organs, and central nervous system, such as the neck, eyes, teeth, reproductive organs, artificial limbs, the chest cavity, the abdominal cavity, the spine, etc.
- Do not use the massage gun on the genital area (i.e., for sexual purposes). This is a powerful massage device and can cause serious physical injuries.
- Do not apply the product to any area that may be fractured or broken.
- Keep fingers, hair, or other body parts away from the shaft and the backside of the massage head to avoid risks of pinching injury.
- Use on dry and clean skin only; lightly press the product against the skin and move it across the body, and massage for approximately 60 seconds for each spot.
- Do not use the product on or near body areas with implants (e.g., breast implants or prosthetics), as it may loosen the implant or affect its function.
- The device is unsuitable for those being advised against massaging by doctors as it may cause accidents, injuries, or physical discomfort. This includes patients with varicose veins, blood clots, demands of any kind, skin intact, (local) bleeding, blood stasis, abrasions, contusions, and rashes.
- This product is intended for healthy adults only and is not recommended for those with certain conditions, including but not limited to Pregnancy, diabetes complications such as neuropathy or retinal damage, Heart diseases, pacemakers or defibrillator implantation, recent surgeries or injuries, epilepsy or migraines, osteoporosis, herniated disks, spondylolisthesis, spondylitis, recent joint replacements, intrauterine device (IUDs) implantation, metastatic cancer, male genital tumors, near blindness, cachexia, or any other

safety instruction

• Battery Safety Precautions

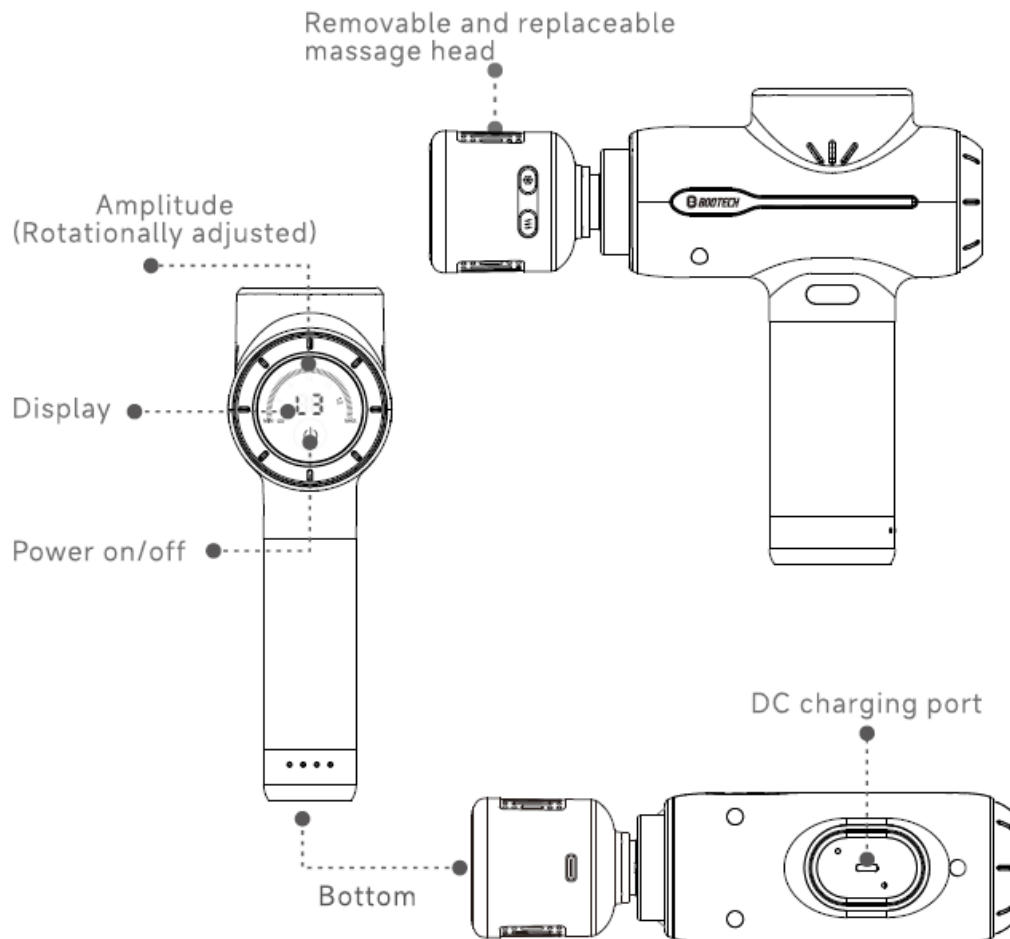
- Do not disassemble the battery in any way.
- Keep the battery away from fire and stop using it in case of any leakage or smell. Avoid contact of the leaked liquid with skin, eyes, or other body parts. In case of contact, wash with plenty of water and seek medical advice.
- Do not use the battery if you notice any abnormality, such as radar, heat, deformity, discoloration, or any other unusual situation. If the battery is being used or charged, stop using it or disconnect the charger immediately.
- Do not pierce the battery case with nails or other sharp objects. Do not hammer or trample on the battery.
- Battery life may vary depending on conditions of use or operation. Keep the device turned on and charge it at least once a month if left unused for a long time to prolong the battery life.

Parameters in Detail

- **Product Name:** Variable Amplitude Massage Gun;
- **Product Model:** BG-CORE PLUS;
- **Structure:** It mainly consists of a control part, display, massage head and a battery. Instrument vertical vibration amplitude 60 Hz;
- **Amplitude:** 6-12mm adjustable;

- **Rated power:** 25W;
- **Instrument:** Rated voltage: 7.3V ~ Battery capacity: 4000 mAh;
- **Timing:** 10 minutes intelligent timing:
 - The instrument has an output control function switch,
 - Massage head can be replaced as needed
- **Running mode:** intermittent loading.

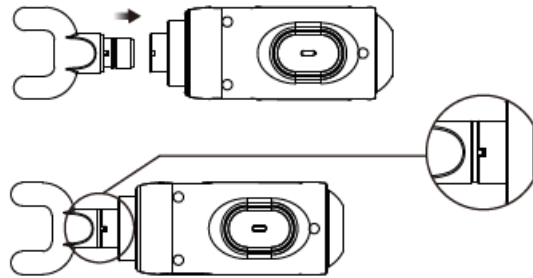
Main Structure of the Device



Instructions

Instructions of Use

1. The massage gun needs to be installed with the massage head before first use.
To install the massage head, take it out of the package, insert it into the slot on the massage gun, and make sure it is secured **Note:** The U-shaped head needs to be positioned correctly for proper installation. Ensure the tab is in place by inserting it into the slot. If not installing removing, correctly sugrunelug Twitter rotating

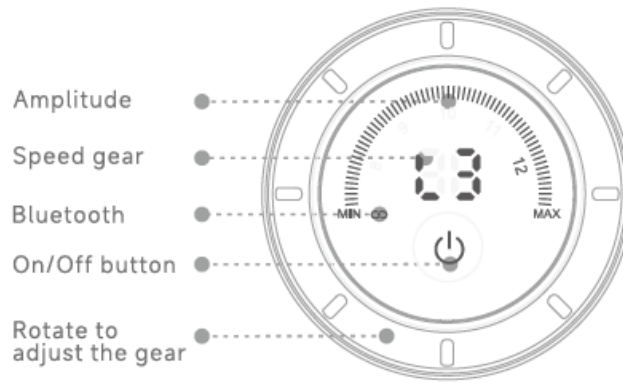


operation instruction

Operate method	Function
(!) Long press	Power on from shu down state
	Shutd o wn while powered on
	Switch the device to standby mode when it is in operation
(!) Short press	Switch speed gear in standby mode
C Rotation	“+” amplitude de when the device is in standby or running
8 Rotation	“-” ample stud e when the device is on standby or running

Notice

1. The device is switched on by default to LO gear:
2. The initial amplitude of the device is 6mm; after use, it defaults to the amplitude used last time amplitude with the memory function);
3. The device is in standby mode and will automatically shut down if there is no operation for 60 seconds:
4. When the device is running, if the display shows EO, it is the maximum stall. After the maximum stall is 5 times, the device will automatically shut down. If you need to continue using it, please restart it:
5. When adjusting the amplitude, if the display shows E1, the amplitude adjustment has failed. Please restart the device and adjust the amplitude:
6. When the device is running, if the display shows E2, the device temperature is too high, and it will automatically shut down and continue to be used when the temperature drops to normal.



App instruction

1. Download the “Beoka” APP

Method 1: Scan the QR code on the right to install.

Method 2: Search “Beoka” in the App Store.

2. Add a device

Make sure the massager is turned on, the phone is connected to the Wi-F network,, and Bluetooth is turned on: After completing the APP account registration, follow the prompts to add the device to complete it through “My → My Devices → Add Device” in the APP interface

3. Installing and Replacing the Massage Head

Before replacing a massage head, make sure the device is switched off and unplug the massage head from the installation slot. Gently apply force to detach the massage head. Attach the new head to the message gun by inserting the tab into the slot and ensuring it is secured.



• Device Precautions

- Do not use the product if it is malfunctioning, gets damaged from falling, or has dropped into water. Return the product to the service center for check and repair.
- Do not use it in the bath or shower.
- Do not place this product in water or under high-temperature or high- humidity environments, as it contains a lithium battery. Do not charge, use, or store this product near a heat source or under extremely high temperatures.
- Do not place the product in a microwave oven or any pressure vessel.

- Choose the massage head that produces the best effect accordingly.
- Do not block or cover the ventilation holes of the product with any object.
- Do not store the product at any location that is unsteady or unstable. Avoid dropping or bumping the device itself and its accessories. It can lead to body injuries, product damage, or failure.
- Before each use, carefully check the main unit, battery power, massage head, etc., to ensure they can function properly.
- Do not alter or modify the product in any way.
- Do not leave the product charged overnight or unattended while charging or in use.
- Do not start the device when charging. Unplug the power supply promptly after the device is fully charged.
- It is recommended to start the massage from the lowest intensity. Complete each session within 10 minutes. Avoid massaging the same spot for three minutes, or it may overstimulate muscles and nerves to cause injury.
- Do not overuse this product. Rest it for 10 minutes after 30 minutes of continuous use before restarting. Failure to do so may cause the device to overheat and shorten its lifespan.
- Do not use this product with the vents blocked. Keep the vents free of lint, hair, or anything that could block the airflow.
- Do not use the product under blankets or pillows. The overheating device can cause fire, electric shock, or personal injury.
- Do not use the product when you are on soft surfaces (e.g., beds or sofas) that may block the vents.
- Do not use the product near long hair, loose clothing, or jewelry.
- Do not operate the product where aerosol (spray) products are used or where oxygen is used.
- Use original massage heads only, as third-party massage heads may cause damage to the product and void the warranty.
- Stop using the product immediately if it is overheating or emits odor.
- Do not wrap the charging cable around the device when storing it.
- When unplugging the charging cable, hold the front end instead of the cable. In addition, do not unplug with wet hands. It may cause electric shock, short circuits, and fire.
- Do not use the charging cable when it is damaged or loosely plugged. It may cause electric shock, short circuits, and fire.
- The temperature can be high where the massage head is plugged due to continuous high-frequency vibration; please mind the risks of burning when replacing the massage head.

• **Charging**

- Fully charge the device for approximately 3 hours before first use.
- To charge the product, connect it to a 5V/2A power supply with the USB-A to USB-C cable provided with the product. When charging through a power socket, an adapter is required for the USB-A to USB-C cable; a common cellphone adapter will do. The charging time will be longer when the power supply is less than 5V/2A.
- When the battery indicator light pulses, it means the device is charging
- When all the battery indicator lights stop pulsing and remain fully illuminated, it means the device is fully charged.
- You can charge the battery anytime at any battery level.
- When using the massager, the battery indicator light turns red when the battery level is below 30% and flashes in red when the battery level is below 20%, which you should charge promptly.

- It is not recommended to fully deplete the battery.
- The device can run for 1 hour on average after being fully charged, depending on the vibration frequency and pressure applied during use.

- **Maintenance**

- Use a damp towel to clean the device and dry it with a soft cloth.
- Store the device in the package box if unused for a long time.
- Do not remove any screws or attempt to disassemble the product.
- To quickly achieve the best battery capacity, fully charge and deplete the new battery three times or more.
- When left unused for a long time, the battery should be charged once a month.
- Avoid using alcohol, diluent, benzene, and other solvents. These can lead to malfunction, broken parts, or discoloration.

Troubleshooting

Problem	Cause	Solution
The massage gun cannot be turned on.	The power is off	Turn on the massage gun by pressing and holding the On button harder
	Low battery.	Charge the massage gun.
	The massage gun is set to automatically shut down after 10 minutes.	Turn on the massage gun by pressing and holding the On button to use it for another 10 minutes.
The massage gun automatically shuts down.	Overload protection is activated; the massage gun will shut down automatically when overloaded.	Turn on the massage gun again after 10 mins.
	The massage gun is set to automatically shut down after 10 minutes.	Turn on the massage gun by pressing and holding the On button to use it for another 10 minutes.
The massage gun is stuck.	Lubricating oil solidifies due to low temperature.	Slightly loosen the fitting tab of the massage head, then turn on the massage gun.
For other issues, please contact: INFO@BOOTECH.EU		

Product Disposal Precautions

Please support the recycling of rechargeable batteries (lithium-ion batteries).

Danger	<p>The rechargeable battery should be used exclusively for this product and not others. Do not charge the battery that has been taken out.</p> <ul style="list-style-type: none">· Keep the battery away from the fire to avoid overheating;· Do not pierce the battery with nails, strike it with force, or disassemble and modify it;· Do not connect the positive and negative poles of the battery directly with metal;· Do not store it with necklaces, hairpins, etc.;· Do not charge, use, or place the battery in high-temperature environments such as near the stove or under the blazing sun. <p>These can cause the heating, burning, or breaking of the battery.</p>
Danger	<p>This product contains a lithium battery; please do not disassemble it.</p> <ul style="list-style-type: none">· Please keep this product out of the reach of infants and young children;· In case of battery liquid leakage, avoid touching the liquid with bare hands and handle it as follows:<ul style="list-style-type: none">a) Direct contact of the battery liquid with the eyes may cause blindness. Do not rub your eyes with your hands; flush with water and seek medical aid immediately.b) Contact of the battery liquid with body parts or clothes could cause skin irritation or injury. Flush with water and seek medical aid immediately if the discomfort persists· The battery may be disassembled only when discarding the product. Failure to follow this instruction can lead to fire, electric shock, injury, or other accidents. Please consult the original retailer for any repair request (excluding battery replacement)

The lithium-ion battery of this product is a valuable resource that can be recycled and remanufactured. Take out the battery before discarding the product and transfer it to professional organizations that are competent at recycling and remanufacturing rechargeable batteries I

• Warranty

- **BOOTECH** product comes with a one-year free warranty with the purchase receipt
- **BOOTECH** does not provide free warranty services for the following user-induced failures, such as:
 - Failures caused by unauthorized disassembly and modification of the product;
 - Failures or damages caused by accidental drop during use and handling;
 - Failures due to lack of reasonable maintenance;
 - Failures caused by not following the manual instructions correctly;
 - Failures caused by improper repairing of entities not authorized by **BOOTECH**.
- Repairing services outside the scope of the warranty will be charged according to the relevant policy.
- Please contact the customer service team promptly via email for warranty requests.
- When necessary, product circuit diagrams and information on repairable components can be obtained by BOOTECH-qualified technicians.
- The safe service life of the product is 5 years.
- Please see the main unit or packaging box for the production date.

RoHS Declaration of Conformity

Our products comply with the Restriction of Hazardous Substances Directive (2011/65/EU) (RoHS 2.0). The raw materials and components of our products comply with the restrictions on the following toxic and hazardous substances.

Cadmium (Cd): <100 ppm	Lead (Pb): <1000 ppm
Mercury (Hg): <1000 ppm	Hexavalent chromium (Cr VI): <1000 ppm
Polybrominated biphenyls (PBB): <1000 ppm	Polybrominated diphenyl ethers (PBDE): <1000 ppm
Bis(2-ethylhexyl) phthalate (DEHP): <1000 ppm	Benzyl butyl phthalate (BBP): <1000 ppm
Dibutyl phthalate (DBP): <1000 ppm	Diisobutyl phthalate (DIBP): <1000 ppm

Fcc

This device complies with part 15 of the FCC Rules. Operation is subject to the following two conditions: (1) This device may not cause harmful interference, and (2) this device must accept any interference received, including interference that may cause undesired operation.

Any Changes or modifications not expressly approved by the party responsible for compliance could void the user's authority to operate the equipment.

Note: This equipment has been tested and found to comply with the limits for a Class B digital device under part 15 of the FCC Rules. These limits are designed to provide reasonable protection against harmful interference in a residential installation. This equipment generates uses and can radiate radio frequency energy and, if not installed and used by the instructions, may cause harmful interference to radio communications. However, there is no guarantee that interference will not occur in a particular installation. If this equipment does cause harmful interference to radio or television reception, which can be determined by turning the equipment off and on, the user is encouraged to try to correct the interference by one or more of the following measures:

- Reorient or relocate the receiving antenna.

- Increase the separation between the equipment and the receiver.
- Connect the equipment to an outlet on a circuit different from that to which the receiver is connected.
- Consult the dealer or an experienced radio/TV technician for help.
- FCC Radiation Exposure Statement
- The device has been evaluated to meet general RF exposure requirements. The device can be used in portable exposure conditions without restriction.

WEEE Directive

Proper handling of this product



— This symbol indicates that the product should not be disposed of with normal household waste. To prevent possible harm to the environment or human health from uncontrolled waste disposal, recycle it responsibly to promote the sustainable reuse of material resources. To return a used device, please use the return and collection system or contact the retailer where the product was purchased. They can take this product to environmentally safe recycling.

MORE INFO

- MADE IN CHINA
- MANUFACTURER BODYTEIBERIAIAL S.L
- EMAIL: INFO@BOOTECH.EU WWW.BOOTECH.EU
- ADDRESS: C/CAPELLANIA 42 28411 MORALZARZAL MADRID

Documents / Resources

	<p>BOOTECH BT-CORE PLUS Variable Amplitude Massage Gun [pdf] User Manual 2A55F-M2PROMAX, 2A55FM2PROMAX, BT-CORE PLUS Variable Amplitude Massage Gun, B T-CORE PLUS, Variable Amplitude Massage Gun, Amplitude Massage Gun, Massage Gun, Gu n</p>
--	--

References

- [User Manual](#)

[Manuals+](#), [Privacy Policy](#)

This website is an independent publication and is neither affiliated with nor endorsed by any of the trademark owners. The "Bluetooth®" word mark and logos are registered trademarks owned by Bluetooth SIG, Inc. The "Wi-Fi®" word mark and logos are registered trademarks owned by the Wi-Fi Alliance. Any use of these marks on this website does not imply any affiliation with or endorsement.