

Boori V23 Euler Multi-Function Desk



Boori V23 Euler Multi Function Desk Instruction Manual

[Home](#) » [Boori](#) » Boori V23 Euler Multi Function Desk Instruction Manual 

Contents

- 1 Boori V23 Euler Multi-Function Desk
- 2 Product Information
- 3 Product Usage Instructions
- 4 FAQ
- 5 Hardware
- 6 Parts List
- 7 Assembly
- 8 Kids Furniture Care Instructions
- 9 Product Positioning
- 10 Maintenance
- 11 Documents / Resources
 - 11.1 References

Boori

Boori V23 Euler Multi-Function Desk



Product Information

Specifications

- Main Materials: Plywood, European Beech
- Hardware:
 - A x 1
 - B x 1
 - C x 4
 - D x 12
 - E x 12
 - F x 6
 - G x 8
 - H x 12
 - M4
 - I x 12
 - J x 1
 - K x 4
 - L x 1
 - M x 4

- N x 12

Product Usage Instructions

Assembly

1. Follow the parts list and assembly steps provided in the manual.
2. Tighten all connecting bolts as per the instructions.
3. Adjust the desk to your desired height level among the three available options.
4. Insert bolts into remaining holes as illustrated to avoid any safety hazards.
5. Ensure both slide rails are inserted correctly for the drawer installation.
6. Assemble the furniture near a wall and fix it securely using appropriate screws.

Kids Furniture Care Instructions

- Follow the care instructions provided to maintain the furniture's quality.
- Avoid altering the positioning of the furniture without proper handling.
- Clean the furniture regularly as per the cleaning instructions.
- Perform maintenance tasks to ensure longevity and durability.

FAQ















- **Q: Are the Boori Multi-function Desk and Storage Bookcase sold together?**
 - A: No, the Boori Multi-function Desk (BK-EUMDEv23) and Storage Bookcase (BK-EUSBCv23) are sold separately.
- **Q: What materials are used in the construction of the desk?**
 - A: The main materials used are plywood and European Beech.
- **Q: How many height levels are available for the desk?**
 - A: There are three height levels available for the desk: 750mm, 686mm, and 622mm.

Dimensions

- 1056×600×1980(mm)

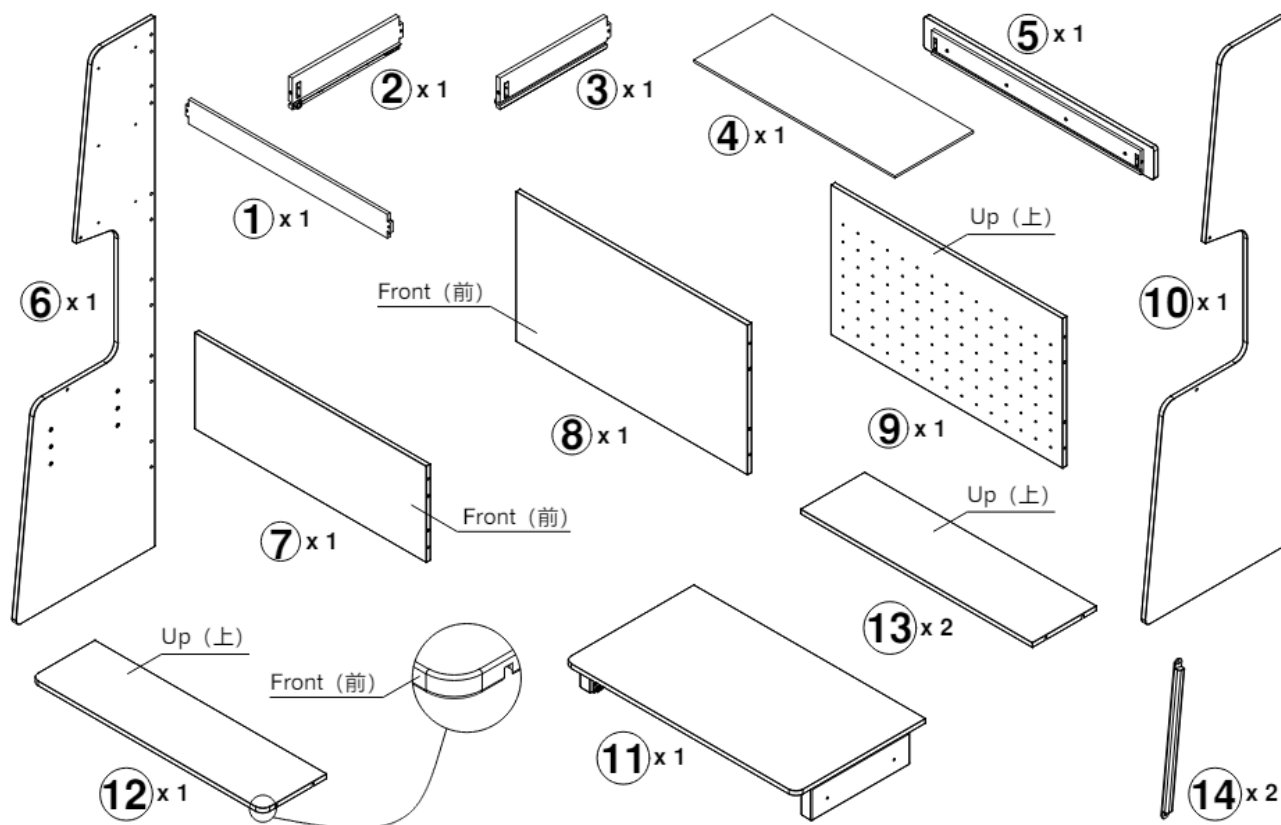
Main Materials Plywood / European Beech

Hardware

A x 1	B x 1	C x 4	D x 12	E x 12	F x 6	G x 8	H x 12
							
M4	M3,62×20	ø4×40mm	ø7×42mm	ø15×13mm	M6×54mm	M6×13mm	ø20×12mm
I x 12	J x 1	K x 4	L x 1	M x 4	N x 12		
							
M7×17mm	M5×16mm	M6×14mm	190×30mm	M6×23mm	ø10×30mm		

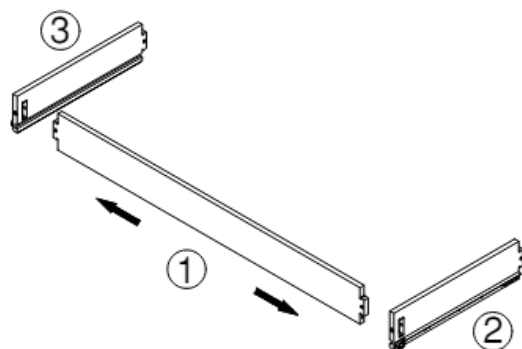
Parts List

Note: Use only spare parts approved by the manufacturer.

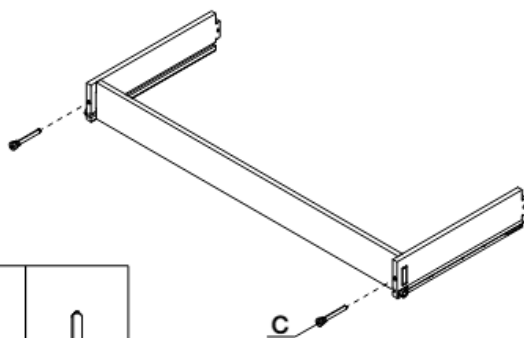


Assembly

1



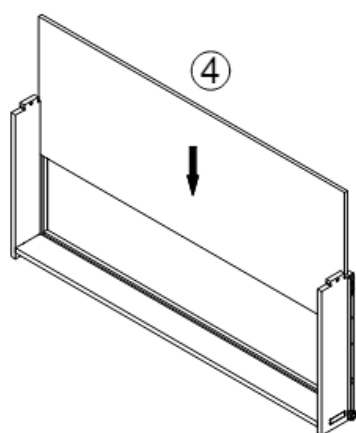
2



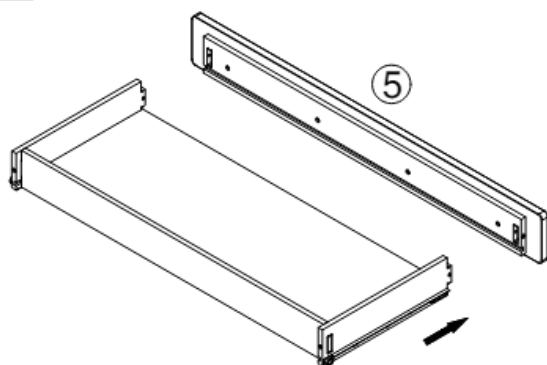
B x 1

C x 2

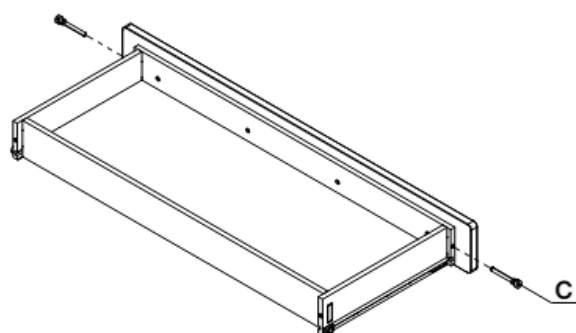
3



4



5



B x 1

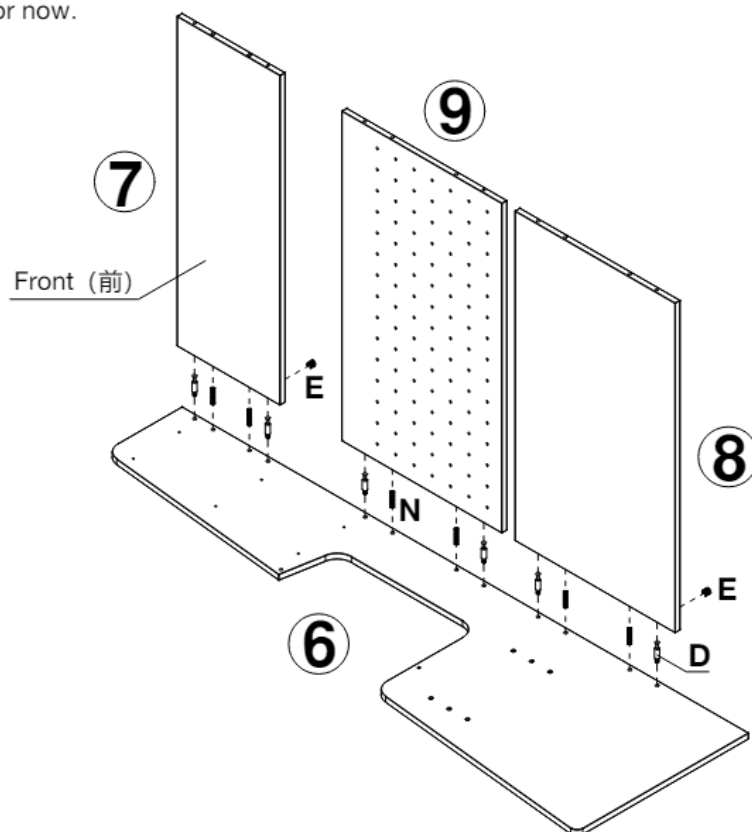


C x 2

⚠ Tighten all the connecting bolts.
锁紧所有螺丝。

6

⚠ Do not tighten the bolts for now.
螺丝暂时不要完全锁紧。



D x 6

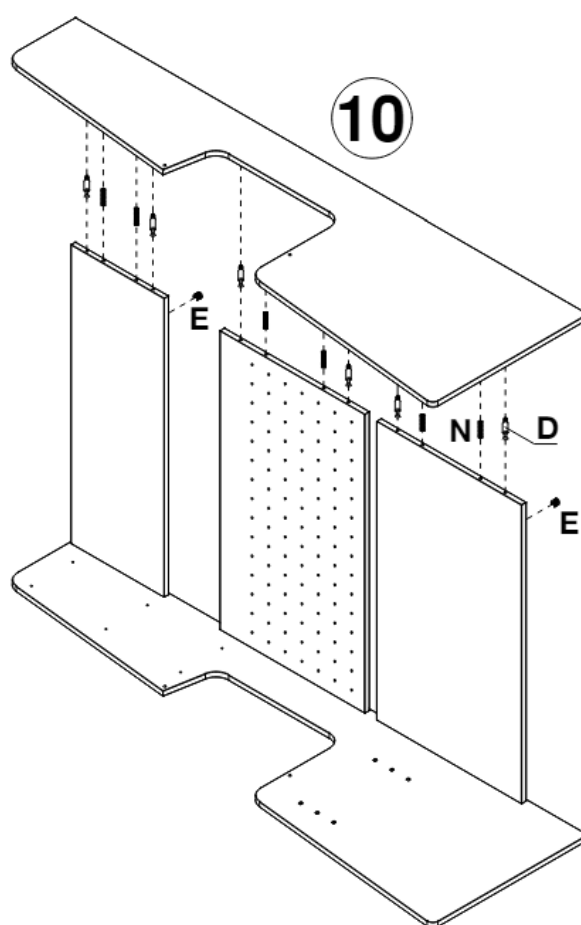


E x 6



N x 6

7



D x 6



E x 6



N x 6

8

NOTE:

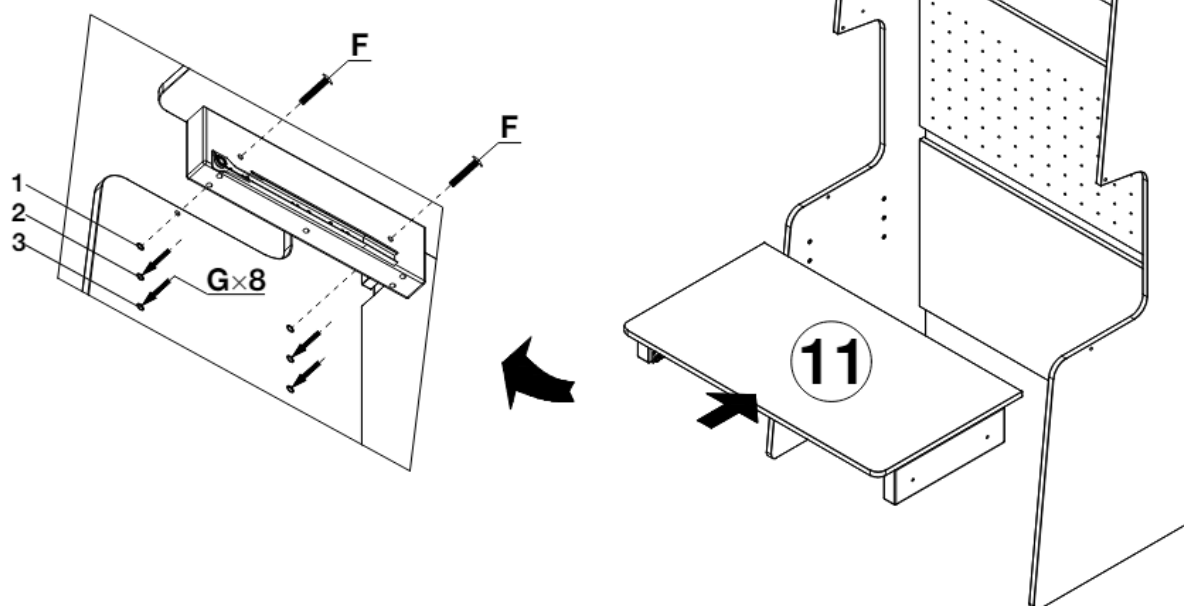
Please insert bolts into remaining holes as illustrated to avoid little fingers getting stuck.

注意:

请按图示把剩余的孔堵上, 以免宝宝手指插入孔内造成伤害。

⚠ Do not tighten the bolts F for now.

螺丝 F 暂时不要完全锁紧。

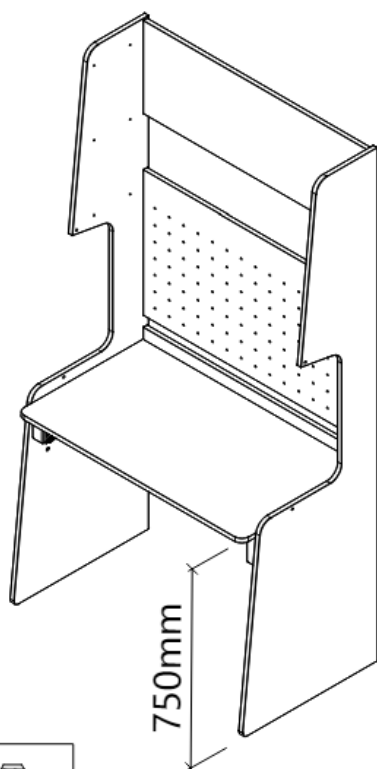


There is a choice of three desk height levels.

高度有三档可调节。

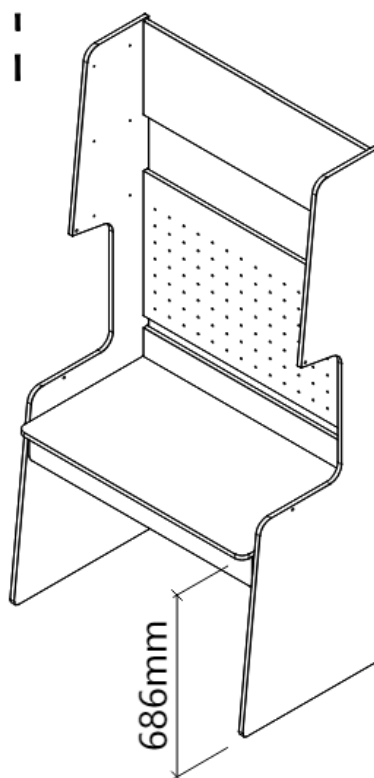
First Height Level.

第一档。



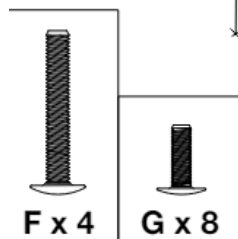
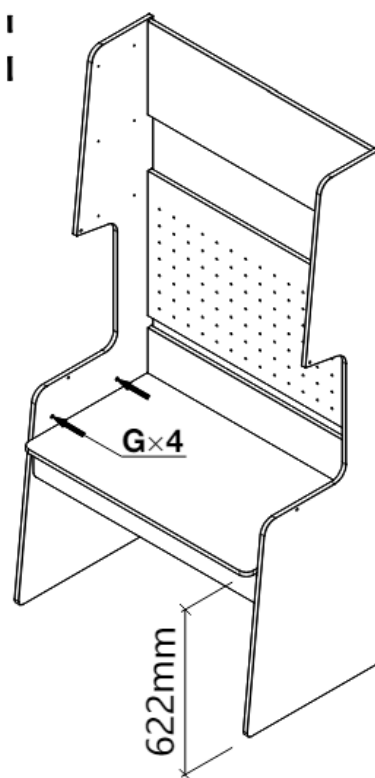
Second Height Level.

第二档。



Third Height Level.

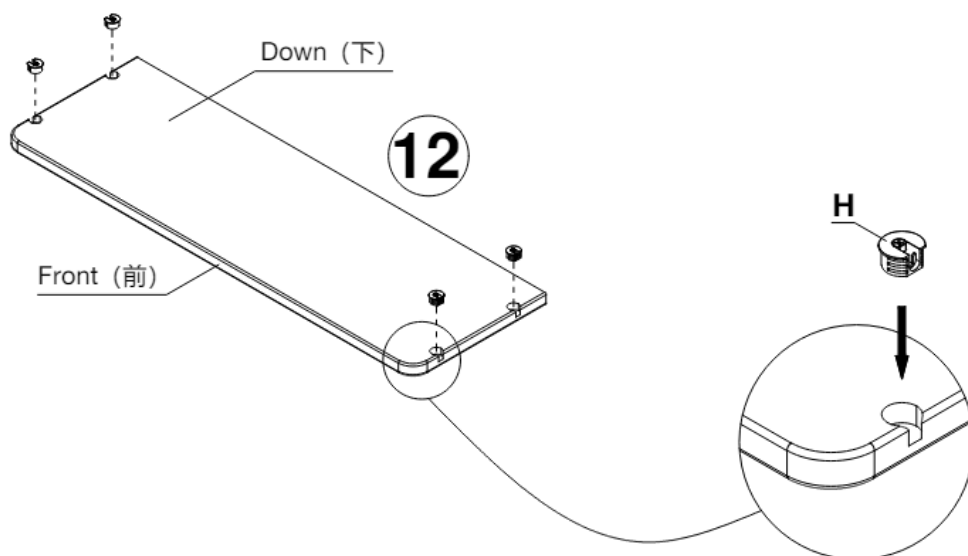
第三档。



F x 4

G x 8

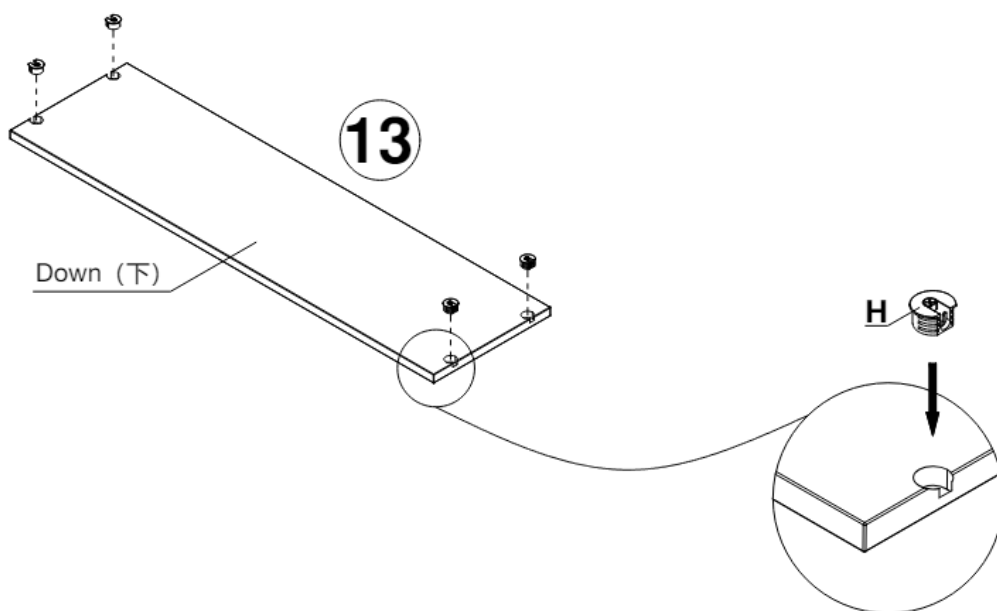
9



H x 4

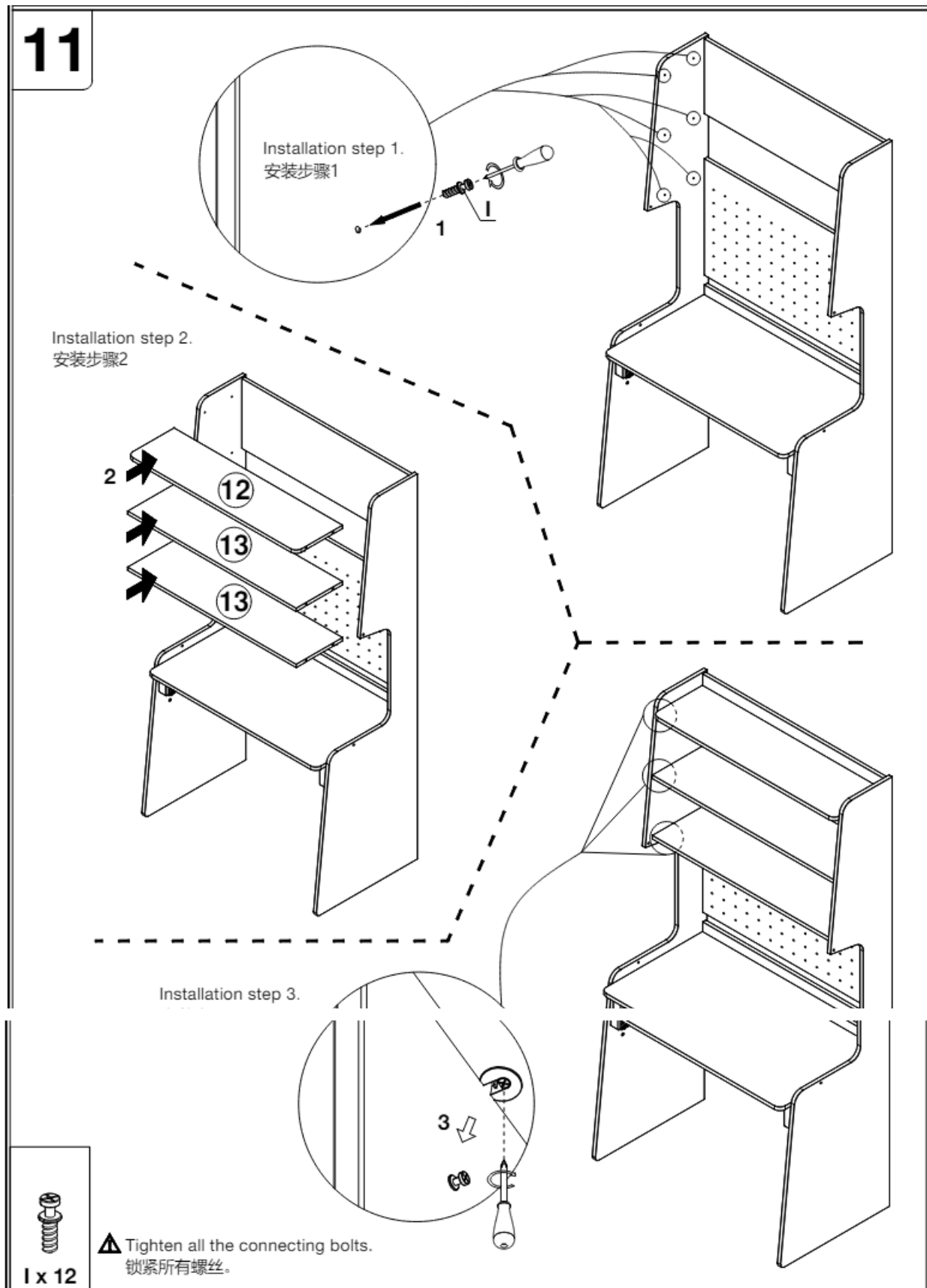
10

Repeat process for both ends.
请用相同方法安装另外一个。



H x 8

11

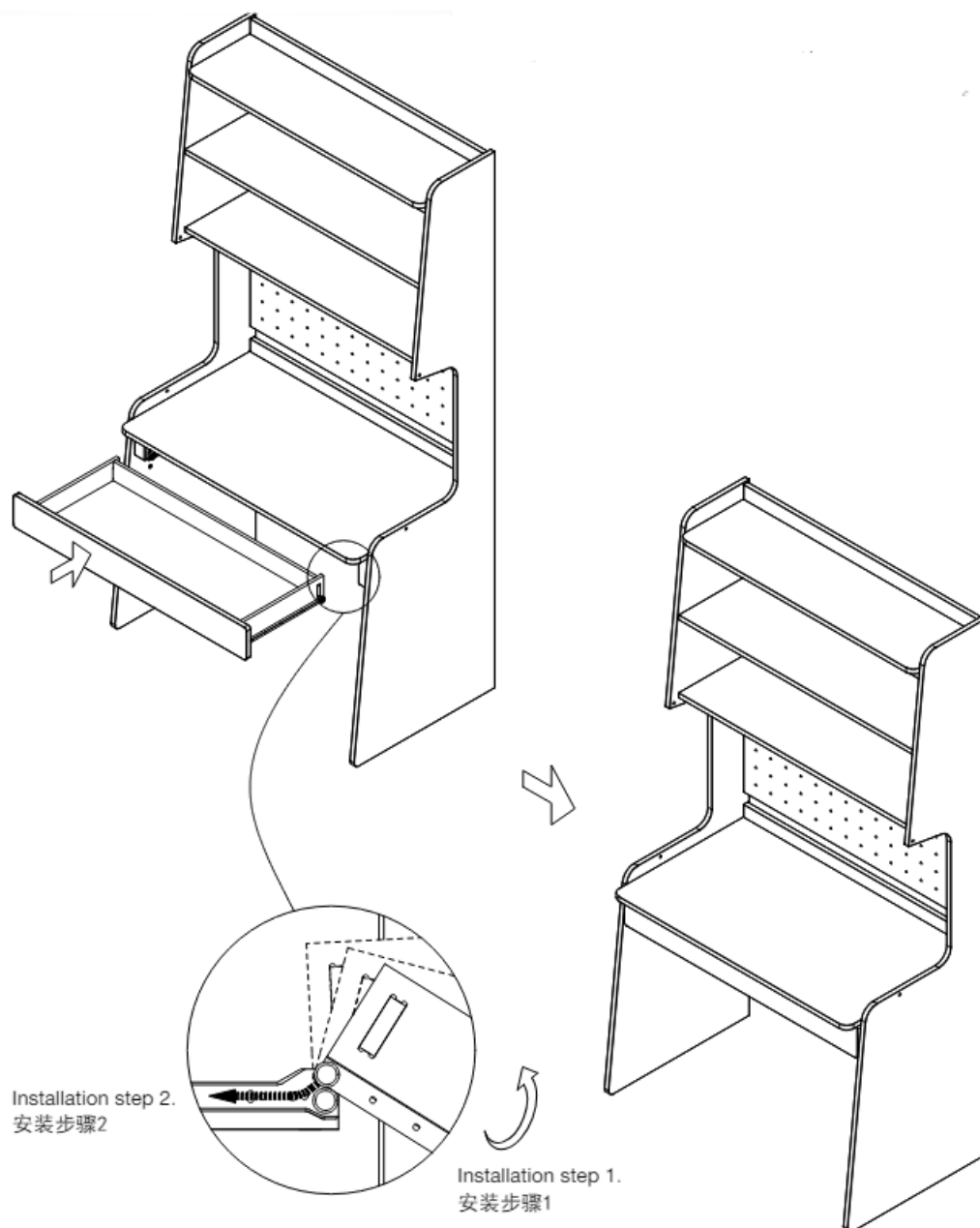


Attention: Please insert both slide rails into the rail slots and push the drawer in accordingly.

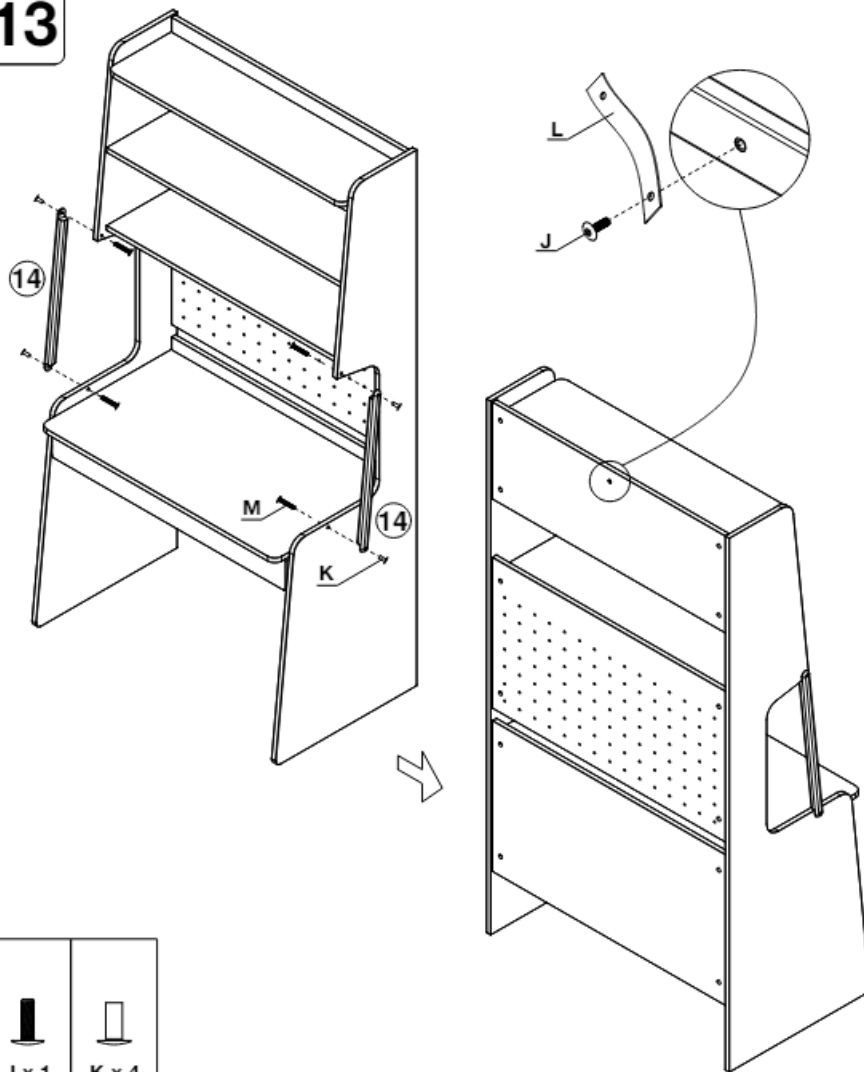
Note:





1. This step requires 2 people.
2. Make sure the runner arms are fully extended before inserting the drawer.
3. Both sides of runners need to be inserted at the same time (one person per side).

4. Once both sides of drawer runners are aligned, push the drawer until fully closed.



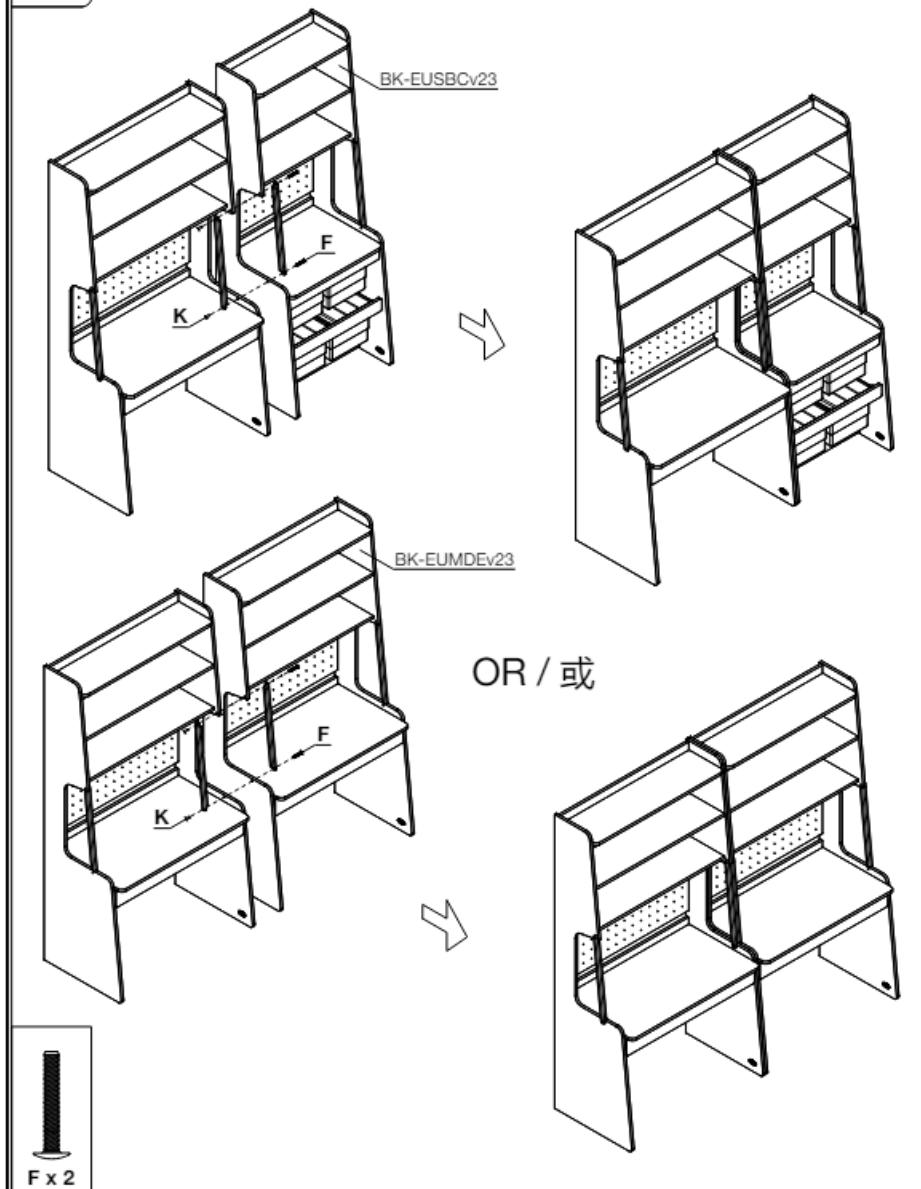
13



	
J x 1	K x 4
	
L x 1	M x 4

Important: The assembled furniture must be placed adjacent to the wall and fixed to the wall using the appropriate screw for that wall type. If you are in any doubt about the correct type of fitting to use, please seek professional advice.

警告: 为避免柜子倾倒, 对宝宝造成伤害, 请务必将组装好的家具靠墙放置, 并用安全带与螺丝等配件将其固定在墙上或其他固定物上。如果您对所使用的五金有疑问, 请寻求相关专业的建议。



Kids Furniture Care Instructions

We hope you love your new Boori Kids furniture and it becomes an important part of your family home. In order to keep your furniture looking its best, please follow these care instructions.

Assembly

- When assembling your furniture, please follow the assembly instructions and use the tools supplied
- Boori products should only be assembled by an adult away from children
- Heavy components should be lifted by two people to prevent injury
- Every section that is assembled should be checked after assembly before moving onto the next stage

Product Positioning

- This product is made of timber and is therefore flammable
- Do not place your Boori furniture near open flames, fire places or extreme heat sources such as electric or gas heaters

- Do not direct sprayers or humidifiers at the furniture as they can cause damage
- Where possible avoid exposing furniture to extreme changes in temperature. Timber is a natural product and will want to expand and contract as the temperature varies. Extreme temperature variations can damage timber products.
- Avoid direct exposure to sunlight as this can cause our natural timber and plant oil colours to fade.
- Black rubber feet on items such as radios, computers and picture frames can cause marks. Always use a felt mat (not plastic) to protect your Boori furniture
- Do not place in damp environments or areas with high levels of moisture as this encourages mould growth.

Cleaning

- Clean your furniture by wiping with a soft, damp cloth
- If necessary, use a mild soapy solution and wipe clean with a soft cloth
- Do not use strong household cleaners
- Always wipe in the direction of the wood grain, not in circles.
- Wipe up spills immediately with a soft cloth
- Protect the furniture against bedwetting as this can lead to discolouration

Maintenance

- We advise that you regularly check the safety of your furniture
- Ensure all bolts and screws are tightened and check for loose connections, missing parts or sharp or pointed edges
- Avoid contact with sharp objects and hot liquids
- When moving furniture always lift and place it into position; do not drag. We recommend that two people lift or alter the positioning of the furniture

Product testing Standards

- Standard: GB 28007-2011

Warranty Against Defects – Australia

This Boori Kids product ("Product") (including mattress) carries a full three (3) years manufacturer's warranty ("Warranty Period") to the end-purchaser ("the Customer") as testimony to the quality and longevity of the product. This warranty excludes general wear & tear and damage caused, by the Product not being used in accordance with its instructions or the care instructions. During this Warranty Period, Boori Australia Pty Ltd (ABN 43 160 962 354) ("Boori") will replace or repair any defective part. In the event of a Product being replaced, as a whole unit or part thereof during the Warranty Period, the warranty on the replacement will expire three (3) years from the original purchase date. This guarantee excludes accidental damage, misuse and or improper transporting and handling. The warranty is void if the original Product has been altered in design or colour in any way. Subject to the Australian Consumer Law, this Warranty does not apply to any products sold as seconds, floor stock, repaired products, or products that have a defect where this has been drawn to the customer's attention before the purchase of the product. In addition, this Warranty will not apply if:

- (a) Repairs to a product are made or attempted by a service provider other than one approved by Boori.
- (b) The product has not been used or maintained in accordance with the manufacturer's instructions as

provided with the product.

- (c) The customer uses the product in an abnormal manner for example if the product is abused, misused, dropped, crushed, impacted with any hard surface, exposed to extreme heat (including fire) or cold, not maintained properly or used after partial failure.
- (d) The product has been modified, incorrectly adjusted or operated, subjected to incorrect electrical supply or inconsistent electrical supply or used with inappropriate accessories.
- (e) The product is tampered with in any way

All warranty claims must be lodged:

1. at the place of original purchase as set out on your receipt for purchase of the Products or you may contact Boori on 02 9833 3769 to obtain further details; and
2. together with proof of purchase.

Where the Customer makes a claim pursuant to this Warranty, all expenses incurred in sending the Products to Boori are the Customer's responsibility.

Boori's liability in respect of a breach of a consumer guarantee or any warranty made under this Warranty for any Products not of a kind ordinarily acquired for personal, domestic or household use is limited, in relation to the Products to the extent permissible by law and at its option to:

1. replacing the Products or the supply of equivalent Products;
2. the repair of the Products;
3. the payment of the cost of replacing the Products or of acquiring equivalent goods; or
4. the payment of the cost of having the Products repaired.

To the extent permitted by law, all other warranties whether implied or otherwise, not set out in this Warranty are excluded and Boori is not liable in contract, tort (including, without limitation, negligence or breach of statutory duty) or otherwise to compensate the Customer for:

1. any increased costs or expenses;
2. any loss of profit, revenue, business, contracts or anticipated savings;
3. any loss or expense resulting from a claim by a third party; or
4. any special, indirect or consequential loss or damage of any nature whatsoever caused by the Customer's failure to comply with its obligations.

Limitations on Warranty Disclaimers


In the following paragraph, 'Our' means 'Boori', 'You' means 'the Customer' and 'goods' means 'Products':\ Our goods come with guarantees that cannot be excluded under the Australian Consumer Law. You are entitled to a replacement or refund for a major failure and for compensation for any other reasonably foreseeable loss or damage. You are also entitled to have the goods repaired or replaced if the goods fail to be of acceptable quality and the failure does not amount to a major failure. The benefits given to the Customer in this Warranty are in addition to other rights and remedies under a law in relation to the Products to which this warranty applies.

Warranty Against Defects – UK

All Boori products (including mattresses) carry a full three (3) years manufacturer's warranty as testimony to the

quality and longevity of the range. This warranty excludes general wear & tear and damage caused, by the product not being used in accordance with its instructions or the care instructions. During this guarantee period, Boori will replace or repair any defective part. In the event of a product being replaced, as a whole unit or part thereof during the guarantee period, the guarantee on the replacement will expire three (3) years from the original purchase date. This guarantee excludes accidental damage, misuse and or improper transporting and handling. The warranty is void if the original product has been altered in design or colour in any way. All warranty claims must be lodged at the place of original purchase and proof of purchase must be provided in order to lodge a warranty claim.

Documents / Resources

	<p>Boori V23 Euler Multi Function Desk [pdf] Instruction Manual</p> <p>V23 Euler Multi Function Desk, Euler Multi Function Desk, Multi Function Desk, Function Desk, Desk</p>
---	---

References

- [Boori UK | Baby Nursery & Kids Furniture](#)
- [Boori UK | Baby Nursery & Kids Furniture](#)
- [Furniture Online | Nursery, Kids & Grown-Ups Online Furniture Store – Boori Australia](#)
- [User Manual](#)

Manuals+, Privacy Policy

This website is an independent publication and is neither affiliated with nor endorsed by any of the trademark owners. The "Bluetooth®" word mark and logos are registered trademarks owned by Bluetooth SIG, Inc. The "Wi-Fi®" word mark and logos are registered trademarks owned by the Wi-Fi Alliance. Any use of these marks on this website does not imply any affiliation with or endorsement.