

Boori
BL-MO4D4FTC
4 Drawer 4
Frame Tall
Cabinet



Boori BL-MO4D4FTC 4 Drawer 4 Frame Tall Cabinet Installation Guide

[Home](#) » [Boori](#) » Boori BL-MO4D4FTC 4 Drawer 4 Frame Tall Cabinet Installation Guide 

Contents

- [1 Boori BL-MO4D4FTC 4 Drawer 4 Frame Tall Cabinet](#)
- [2 Hardware](#)
- [3 Parts List](#)
- [4 Assembly](#)
- [5 Furniture Care Instructions](#)
- [6 Product Positioning](#)
- [7 Maintenance](#)
- [8 Warranty Against Defects – Australia](#)
- [9 Documents / Resources](#)
 - [9.1 References](#)
- [10 Related Posts](#)

Boori











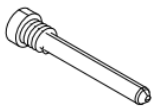


Boori BL-MO4D4FTC 4 Drawer 4 Frame Tall Cabinet



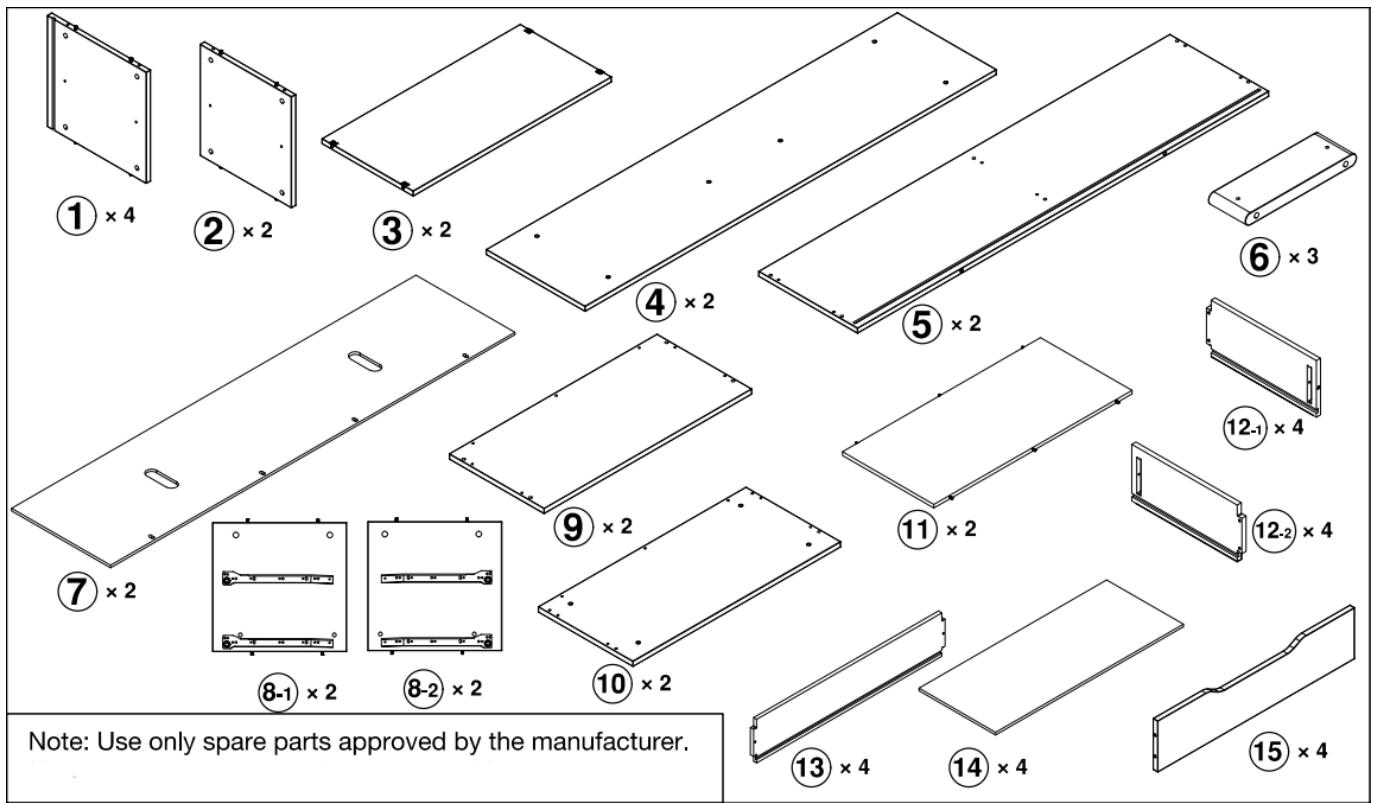
Modular 4 Drawer 4 Frame Tall Cabinet (BL-MO4D4FTC)

- Dimensions (External): 1663x400x972(mm)
- FEET (DZ): 1663x400x972(mm)
- Main Materials: Plywood / European Beech

Hardware

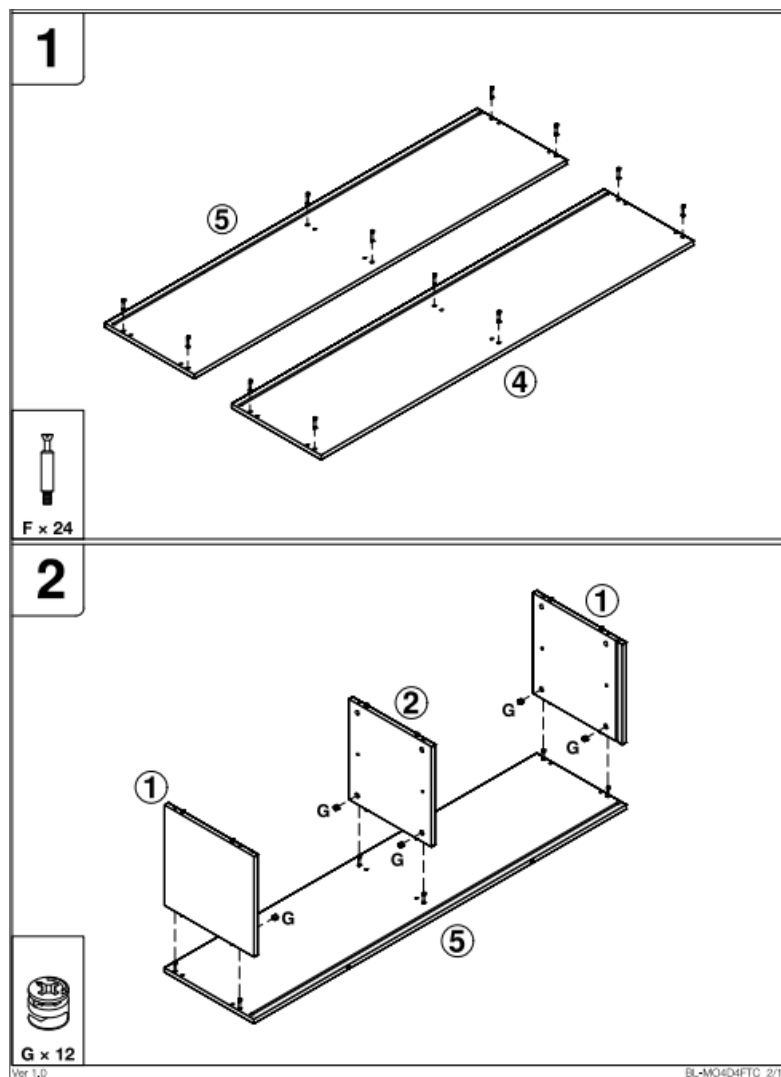
A × 1	B × 9	C × 6	D × 8	E × 6	F × 32	G × 32	H × 8
	 M6x18mm	 M6x40mm	 M6x70mm	 M6x110mm	 Ø7x42mm	 Ø15x13mm	 Ø6x19mm
I × 6	J × 8	K × 24	L × 2	M × 1			
 Ø20x3mm	 M6x14mm	 Ø4x40mm	 40x20x2mm	 190mm			

Parts List

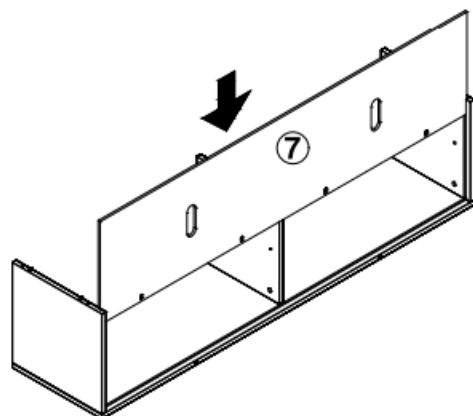


Note: Use only spare parts approved by the manufacturer.

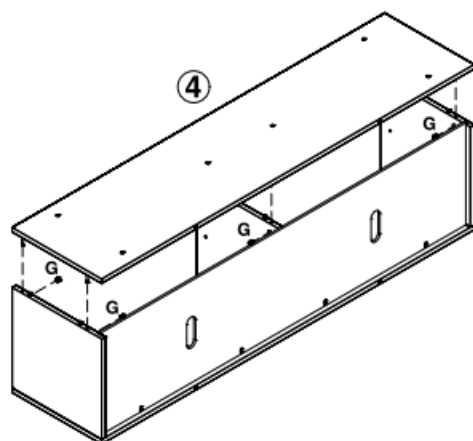
Assembly



3



4

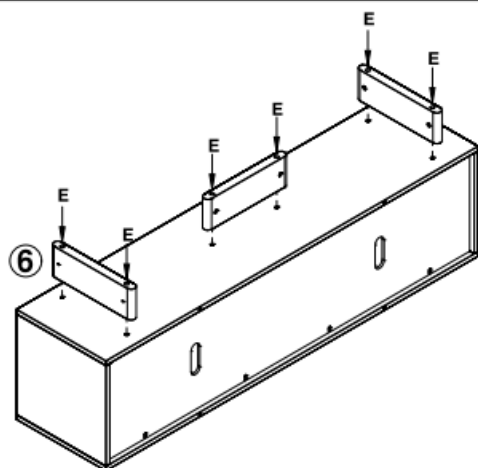


G x 12

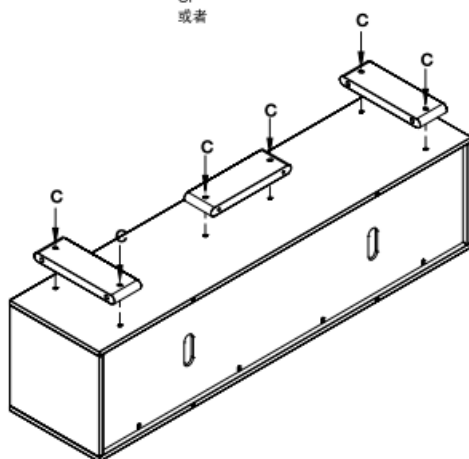
Ver. 1.0

BL-MQ4D4FC 3/11

5



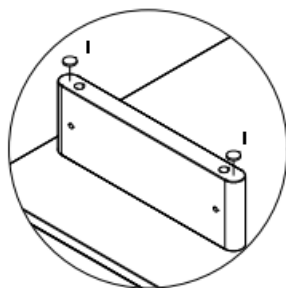
Or
或者



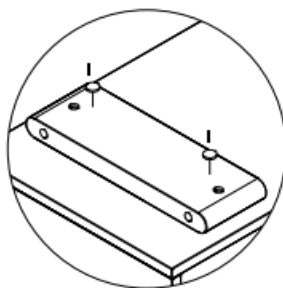
Ver 1.0

BL-MQ4M4TC 4/11

6

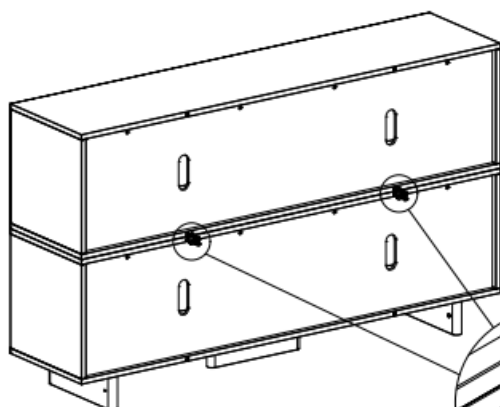


Or
或者



1 x 6

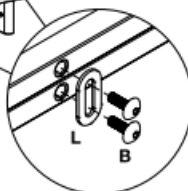
7



B x 4



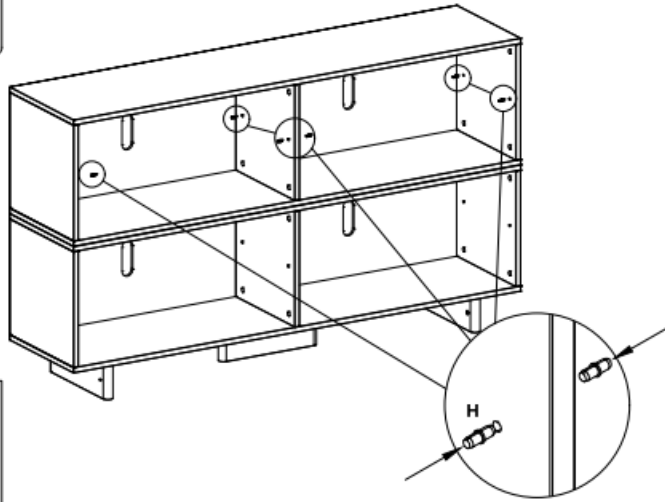
L x 2



Ver 1.0

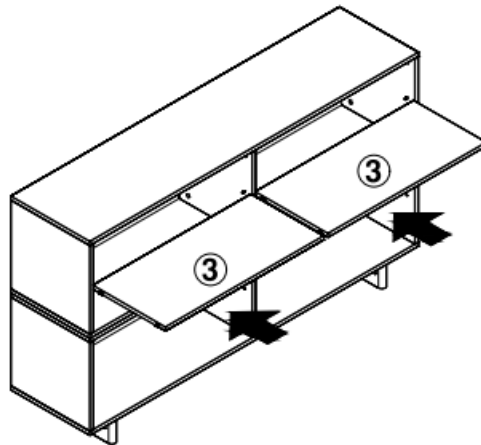
BL-MQ04MFC 5/1

8

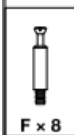
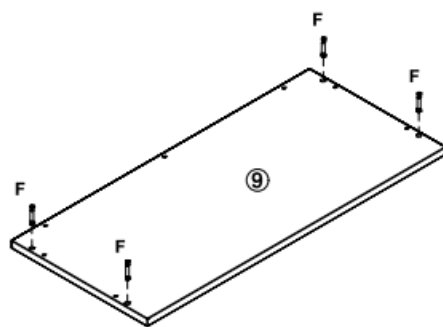


H x 8

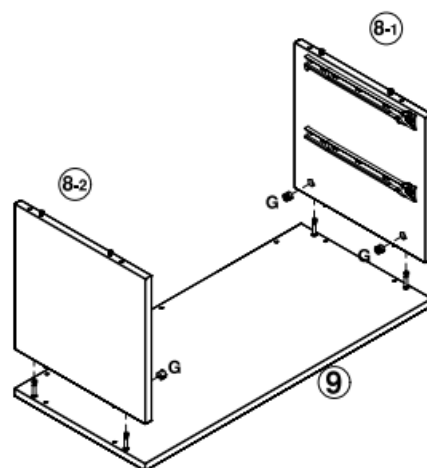
9



10



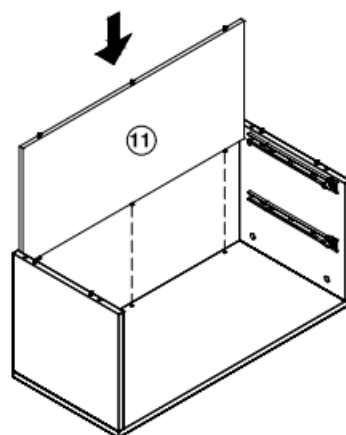
11



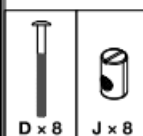
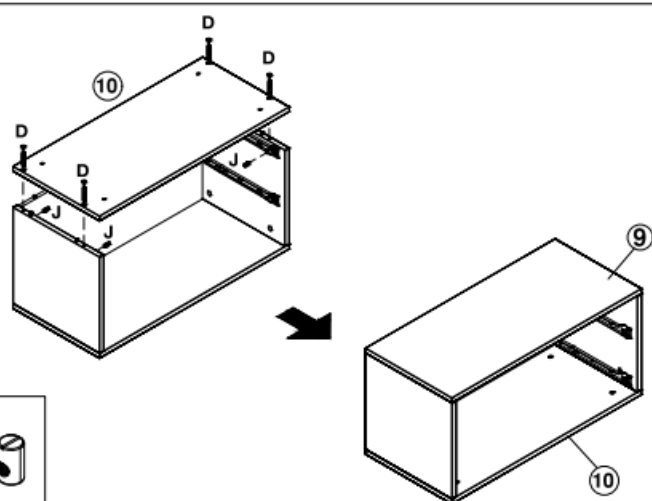
Ver 1.0

BL-MQ4MFTC 7/11

12



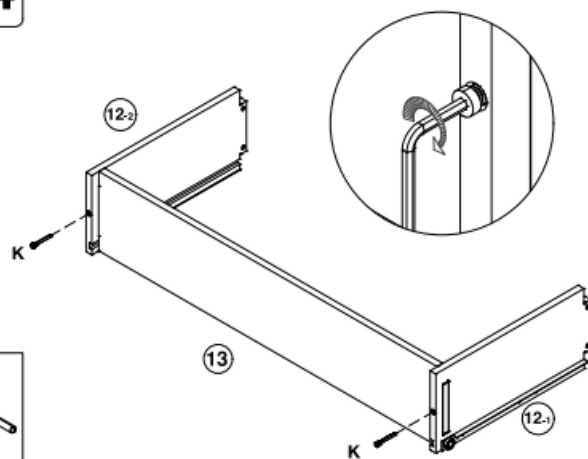
13



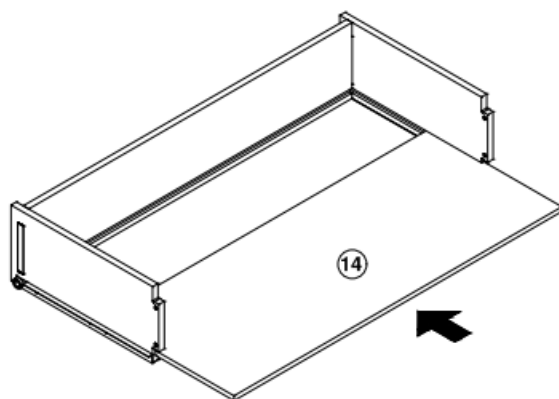
Ver 1.0

BL-MQ4MFTC 8/11

14

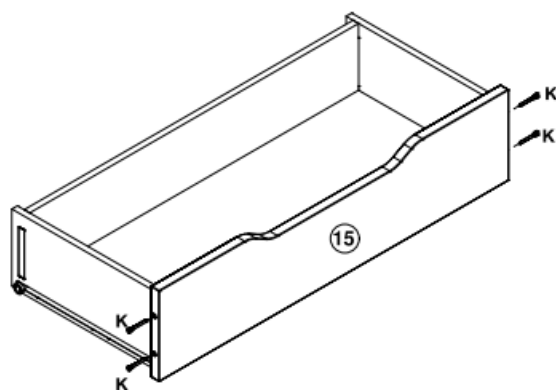


15



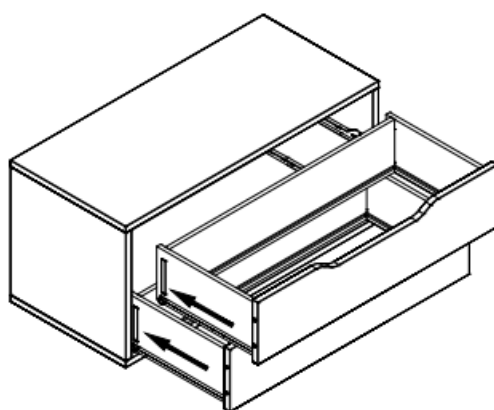
16

Tighten all the connecting bolts.
锁紧所有螺丝。



K x 16

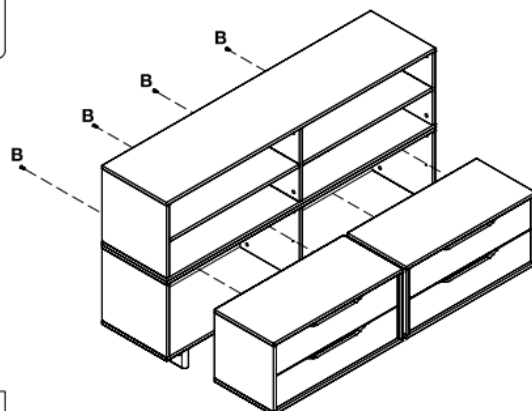
17



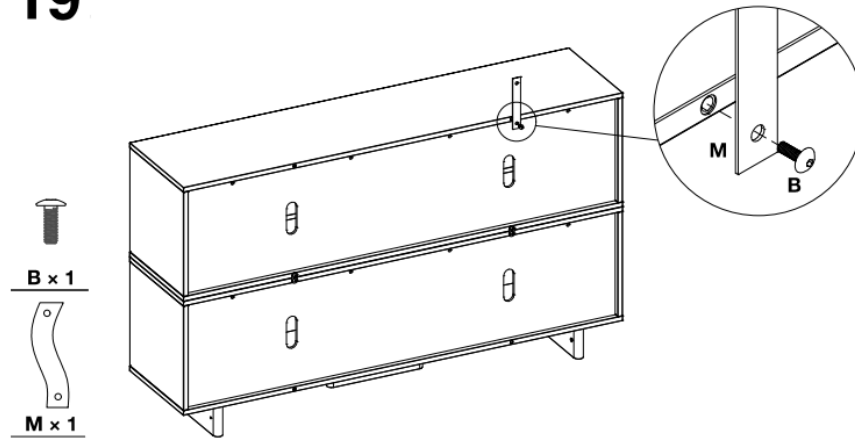
Ver 1.0

BL-MQ404/TC 10/11

18



B x 4



Important

The assembled furniture must be placed adjacent to the wall and fixed to the wall using the supplied wall strap. Please ensure the use of appropriate screw and rawl plug for your wall type. If you are in any doubt about the correct type of fitting to use, please seek professional advice.

Furniture Care Instructions

We hope you love your new Boori furniture and it becomes an important part of your family home. To keep your furniture looking its best, please follow these care instructions.

- When assembling your furniture, please follow the assembly instructions and use the tools supplied
- Boori products should only be assembled by an adult away from children
- Heavy components should be lifted by two people to prevent injury
- Every section that is assembled should be checked after assembly before moving on to the next stage

Product Positioning

- This product is made of timber and is therefore flammable
- Do not place your Boori furniture near open flames, fireplaces, or extreme heat sources such as electric or gas heaters
- Do not direct sprayers or humidifiers at the furniture as they can cause damage
- Where possible avoid exposing furniture to extreme changes in temperature. Timber is a natural product and will want to expand and contract as the temperature varies. Extreme temperature variations can damage timber products.
- Avoid direct exposure to sunlight as this can cause our natural timber and plant oil colors to fade.
- Black rubber feet on items such as radios, computers, and picture frames can cause marks. Always use a felt mat (not plastic) to protect your Boori furniture
- Do not place in damp environments or areas with high levels of moisture as this encourages mold growth.

Cleaning

- Clean your furniture by wiping it with a soft, damp cloth
- If necessary, use a mild soapy solution and wipe clean with a soft cloth
- Do not use strong household cleaners

- Always wipe in the direction of the wood grain, not in circles.
- Wipe up spills immediately with a soft cloth
- Protect the furniture against bedwetting as this can lead to discoloration

Maintenance

- We advise that you regularly check the safety of your furniture
- Ensure all bolts and screws are tightened and check for loose connections, missing parts, or sharp or pointed edges
- Avoid contact with sharp objects and hot liquids
- When moving furniture always lift and place it into position; do not drag. We recommend that two people lift or alter the positioning of the furniture

Product testing Standards

- Standard: GB/T 3324-2017

Warranty Against Defects – Australia

This Boori product (* Product) (including mattress) carries a full one (!) year manufacturer's warranty ("Warranty Period") to the end-purchaser the Cuitomct" as testimony to the quality and longevity of the product. this warranty excludes general wear & tear and damage caused, by the Produce not being worn by its instructions or the care instructions. During the Thai WArranty Period Bocr Antralia Pty Lad (ABN 43 160 962 354) (Bocei will replace or repair any defective part. In the event of a Product being replaced, as a whole unit or part thereof during the Warranty Period, the warranty on the replacement will expire one (!) year from the original purchase date.

This guarantee excludes accidental damage, misuse, and oc improper transporting and handling) "The warranty is void if the original Product has been altered in design or color in any way. Subject to the Australian Consumer Lan, this Warranty does not apply to any products sold as success, floor stock, repaired products, or products that have a defect where this has been dram to the customer's attention before the purchase of the product.

- Repairs to a product are made or attempted by a service provider other than one approved by Boori.
- The product has not been designed or maintained by the manufacturer's instructions as provided with the product.
- The customer abnormally sees the product for example if the product is abused, messed, dropped, crushed Imported with any hard surface, exposed to extreme heat (including fire) or coki, not maintained properly, or used after partial failure
- The product has been modified, incorrectly adjusted or operated, subjected to incorrect electrical supply or inconsistent doctrinal supply, or used with inappropriate accessories.

"The product is tampered with in any wall All warranty claims must be lodged:

1. the plated end sundae a tet out on your recipe for purchase of the Products or you may contact Hori on 02 90131
2. together with proof of machair.
3. Where the Customer makes a claim under this Warranty, all expenses incurred in sending the Producte to

Bocci are the Customer's responsibility.

Boori's» liability in respect of a breach of a consumer guarantee of any warranty made under this Warranty for any Products, not of a kind ordinarily acquired for personal, domestic, or household use is limited, about the Products to the extent permissible by LAW aral at 1s option 10.

1. replacing the Products or the supply of equivalent Products.
2. the repair of the Products;
3. the payment of the cost of replacing the Products or of acquiring equivalent goods, or
4. the garment of the cost of living the producers required.

To the extent permitted by law, all other warranties whether implied or otherwise, not set out in this Warranty are excluded and Boori is not Artle in contract, tort Gincludine, without limitation, nor focus or breach of statutory duty) ce otherwise t compensate the Customer's to:

- any increased costs or expenses;
- any loss of profit, revenue, business, contracts, or anticipated savings
- any loss or expense resulting from a claim by a third party; or
- any special, indirect, or consequential loss or damage of any nature whatsoever caused by the Customer's failure to comply with its obligations.

Limitations on Warranty Disclaimer


In the following paragraph, Our' means 'Boori, You' means 'the Custome? and good mesta "Products: The benefits given to the Customer in this Warranty are in addition to other rights and remedies under a law about the Products to which this warranty applies.

Warranty Against Defects – UK

All Boori products (including mattresses) carry a full one (1) year manufacturer's warranty as testimony to the quality and longevity of the range. This warranty excludes general wear & tear and damage caused, by the product not being used by its instructions or the care instructions.

During this guarantee period, Boori will replace or repair any defective part. In the event of a product being replaced, as a whole unit or part thereof during the guarantee period, the guarantee on the replacement will expire one (1) year from the original purchase date. This guarantee excludes accidental damage, misuse, and or improper transporting and handling. The warranty is void if the original product has been altered in design or color in any way. All warranty claims must be lodged at the place of original purchase and proof of purchase must be provided to lodge a warranty claim.

Documents / Resources

 <p>Boori Modular 4 Drawer 4 Frame Tall Cabinet BL-MO4D4FTC</p> <p>IMPORTANT: PLEASE READ THE INSTRUCTIONS CAREFULLY AND KEEP FOR FUTURE REFERENCE. © 2022 Boori. All rights reserved.</p>	<p>Boori BL-MO4D4FTC 4 Drawer 4 Frame Tall Cabinet [pdf] Installation Guide BL-MO4D4FTC, BL-MO4D4FTC 4 Drawer 4 Frame Tall Cabinet, 4 Drawer 4 Frame Tall Cabinet, 4 Frame Tall Cabinet, Tall Cabinet, Cabinet</p>
---	--

References

-  [Boori UK | Baby Nursery & Kids Furniture](#)

-  [Boori UK | Baby Nursery & Kids Furniture](#)
-  [Furniture Online | Nursery, Kids & Grown-Ups Online Furniture Store – Boori Australia](#)
- [User Manual](#)

[Manuals+](#), [Privacy Policy](#)

This website is an independent publication and is neither affiliated with nor endorsed by any of the trademark owners. The "Bluetooth®" word mark and logos are registered trademarks owned by Bluetooth SIG, Inc. The "Wi-Fi®" word mark and logos are registered trademarks owned by the Wi-Fi Alliance. Any use of these marks on this website does not imply any affiliation with or endorsement.