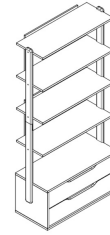


Boori BL-MO2DBS Modular 2 Drawer Bookshelf



Boori BL-MO2DBS Modular 2 Drawer Bookshelf Installation Guide

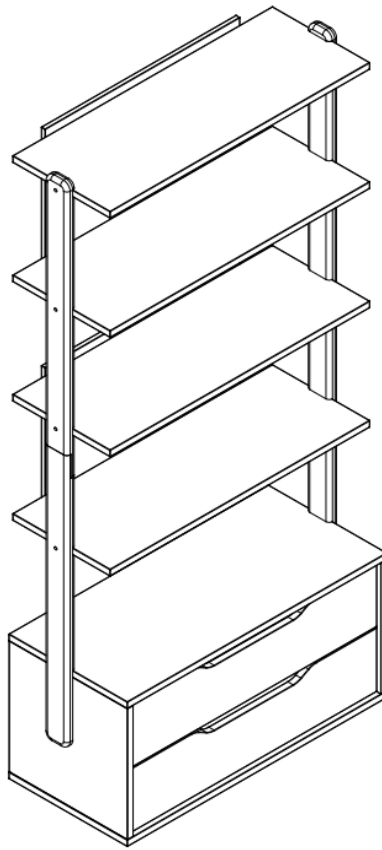
[Home](#) » [Boori](#) » Boori BL-MO2DBS Modular 2 Drawer Bookshelf Installation Guide 

Contents

- [1 Boori BL-MO2DBS Modular 2 Drawer Bookshelf](#)
- [2 Specifications](#)
- [3 Product Information](#)
- [4 Product Usage Instructions](#)
- [5 FAQ](#)
- [6 Hardwar](#)
- [7 Part List](#)
- [8 Assembly](#)
- [9 Assembly](#)
- [10 Product Positioning](#)
- [11 Cleaning](#)
- [12 Maintenance](#)
- [13 Product testing Standards](#)
- [14 Warranty Against Defects](#)
- [15 ABOUT COMPANY](#)
- [16 Documents / Resources](#)
 - [16.1 References](#)
- [17 Related Posts](#)

Boori

Boori BL-MO2DBS Modular 2 Drawer Bookshelf



Specifications

- **Product Name:** Modular 2 Drawer Bookshelf
- **Model:** BL-MO2DBS ST8F
- **Dimensions:** 190mm x 20x3mm
- **Hardware:** M4, M3

Product Information

The Modular 2 Drawer Bookshelf is a stylish and functional piece of furniture that offers two drawers for storage and display space for your books or decorative items. It is designed to be modular, allowing you to customize its configuration to suit your needs.

Product Usage Instructions

Assembly

1. Start by laying out all the components and hardware.
2. Follow the assembly steps provided in the manual, ensuring each piece is securely attached.
3. Use the specified hardware (M4, M3) for each step as indicated.
4. Carefully follow the instructions for drawer assembly.
5. Once assembled, position the bookshelf in your desired location.

Product Positioning

Place the bookshelf in a stable and level area to prevent tipping or accidents. Avoid placing heavy items on the top shelf to maintain stability.

Cleaning

Use a soft, damp cloth to clean the surfaces of the bookshelf. Avoid harsh chemicals or abrasive materials that may damage the finish.

Maintenance





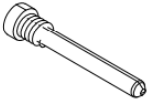







Regularly check the stability of the bookshelf and tighten any loose hardware if needed. Keep the drawers clean and free from debris to ensure smooth operation.

FAQ

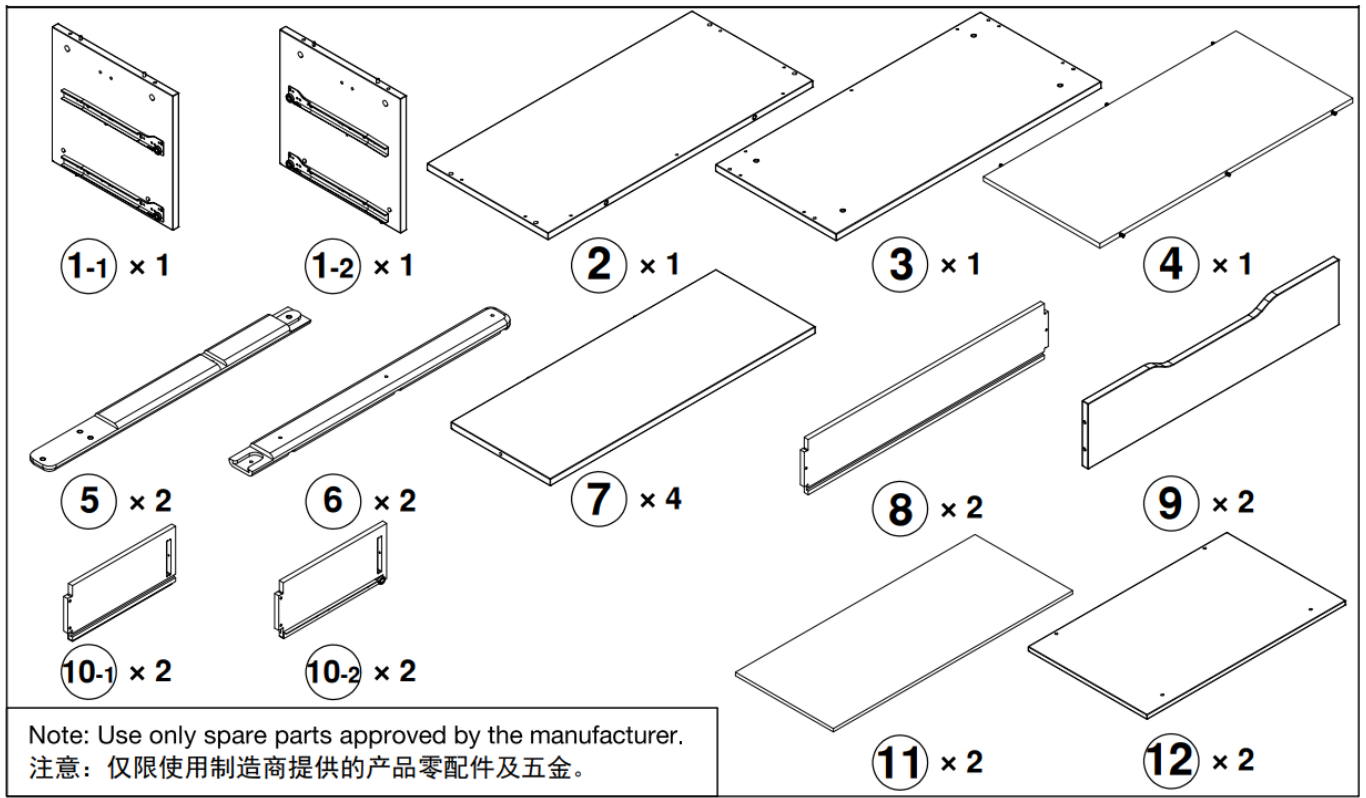
Common Questions:

- 1. When was Boori established?
- 2. What certifications does Boori have?
- 3. Where can I find more information about Boori products?

Hardwar

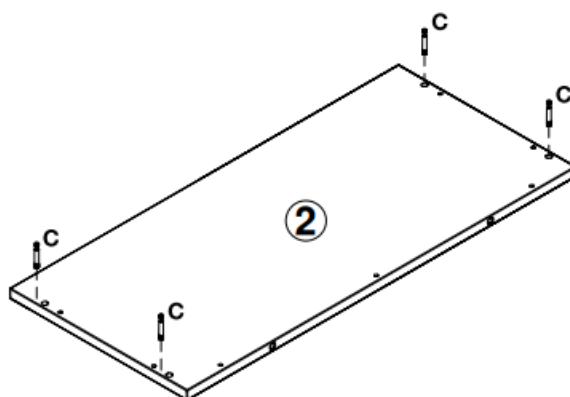
A × 1	B × 1	C × 4	D × 4	E × 12	F × 2	G × 4	H × 20
 M4	 M3	 Ø7×42mm	 Ø15×13mm	 Ø4×40mm	 M6×18mm	 M6×70mm	 M6×14mm
I × 6	J × 16	K × 1	L × 4				
 M6×28mm	 M6×47mm	 190mm	 Φ 20x3mm				

Part List



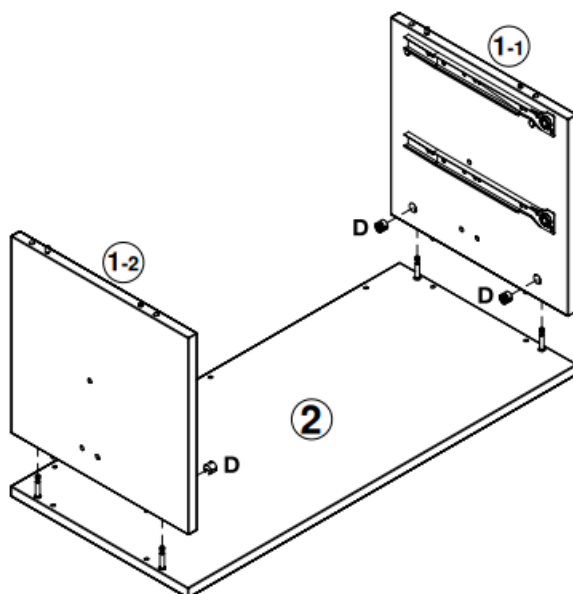
Assembly

1



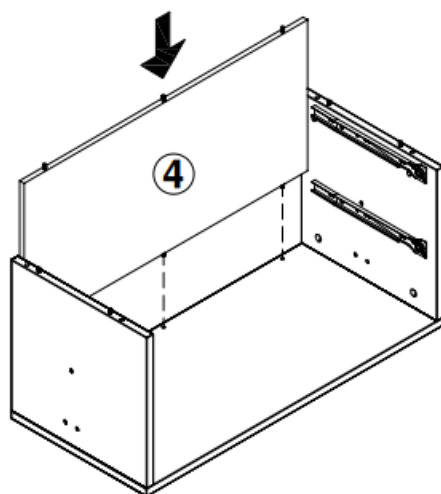
C x 4

2

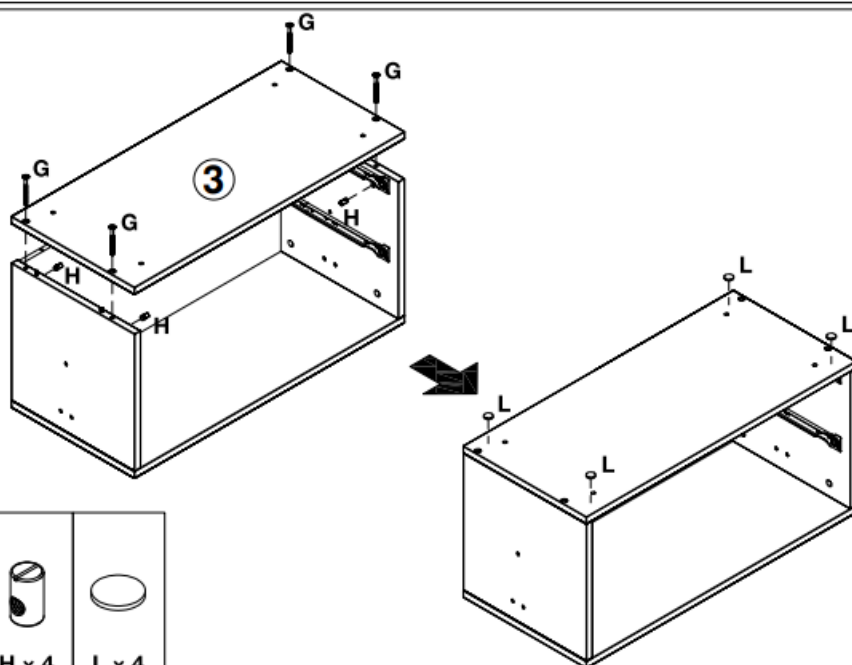


D x 4

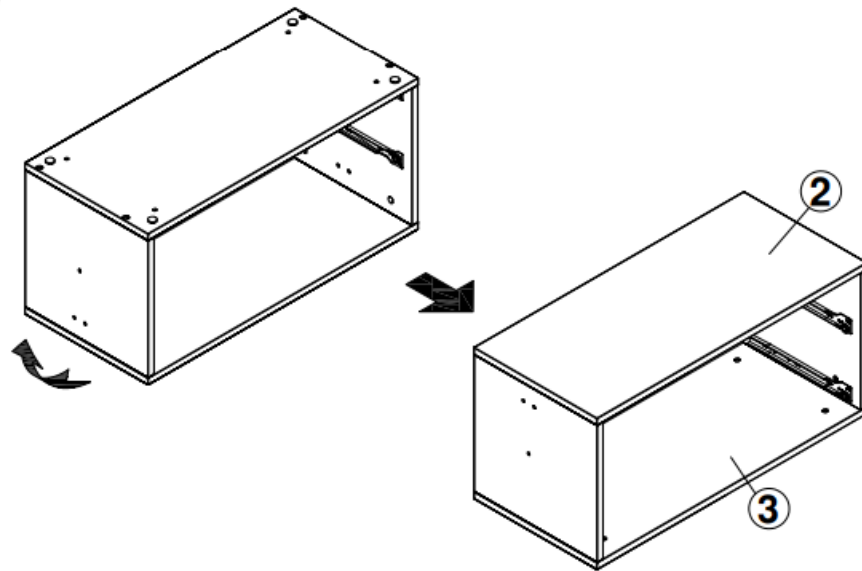
3



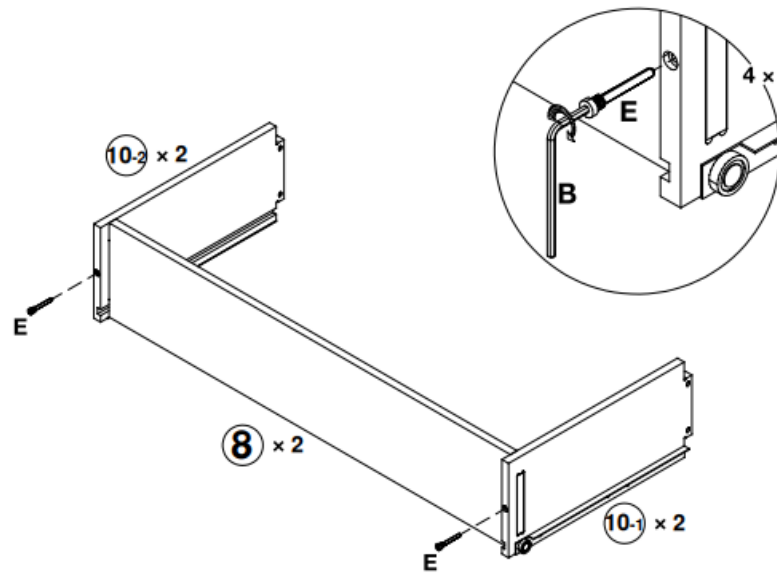
4



5

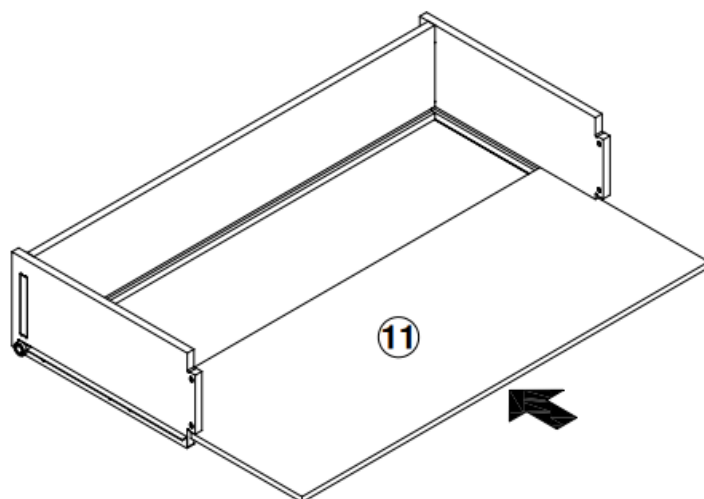


6



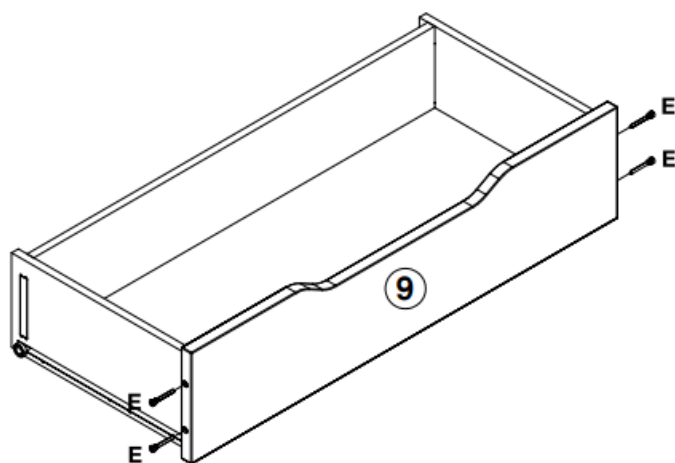
E x 4

7



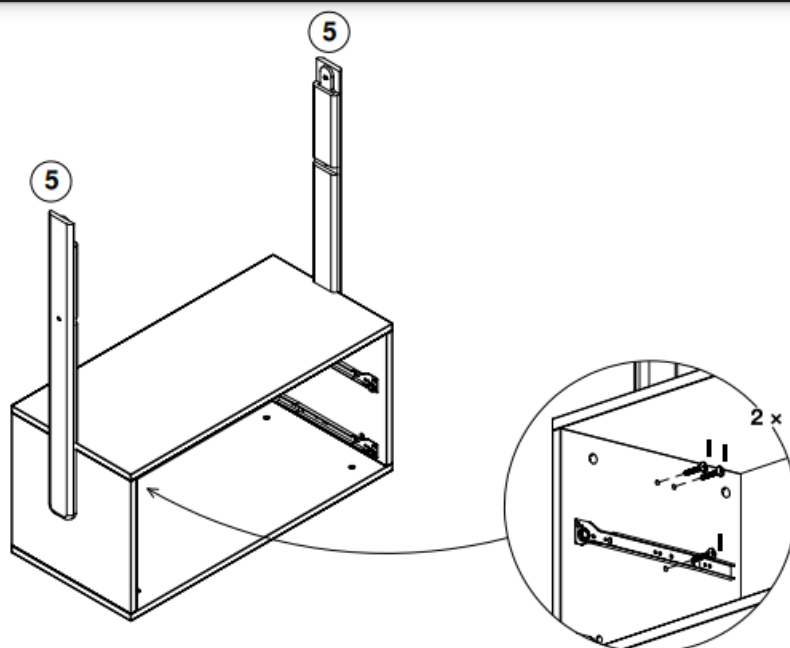
8

Tighten all the connecting bolts.
锁紧所有螺丝。



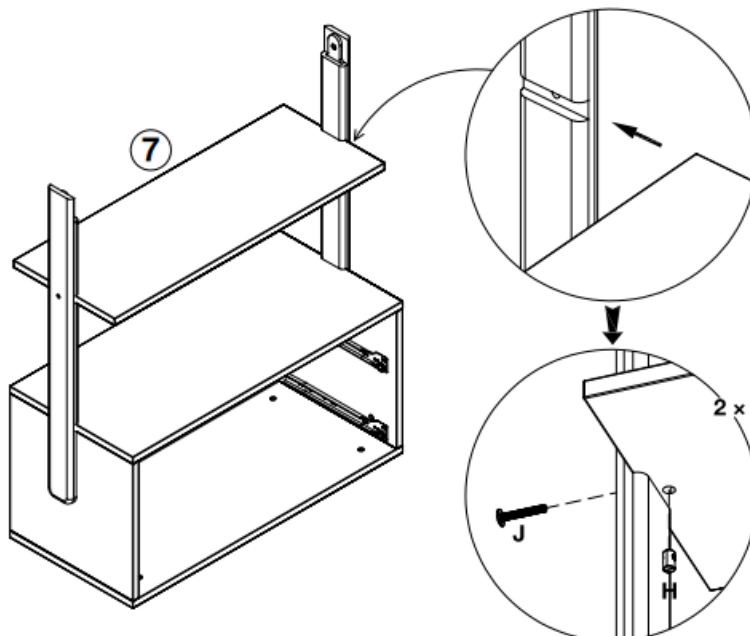
E × 8

9



I x 6

10

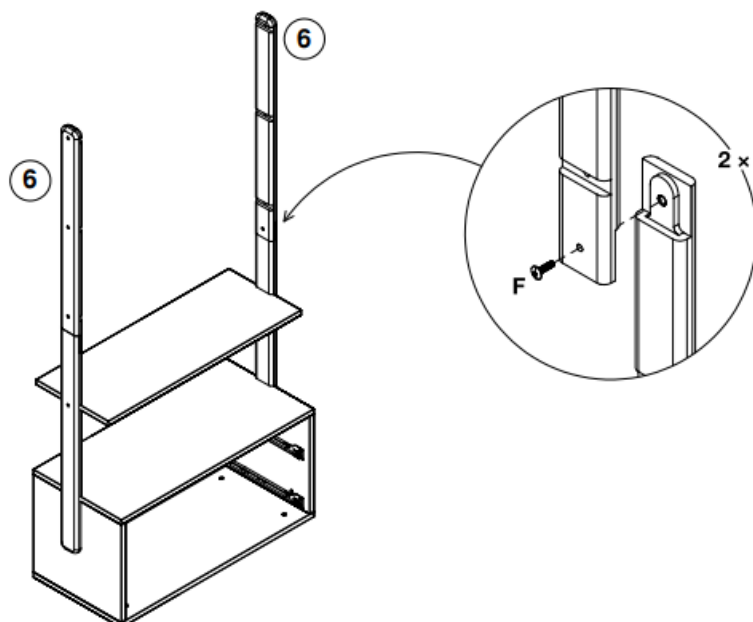


J x 2



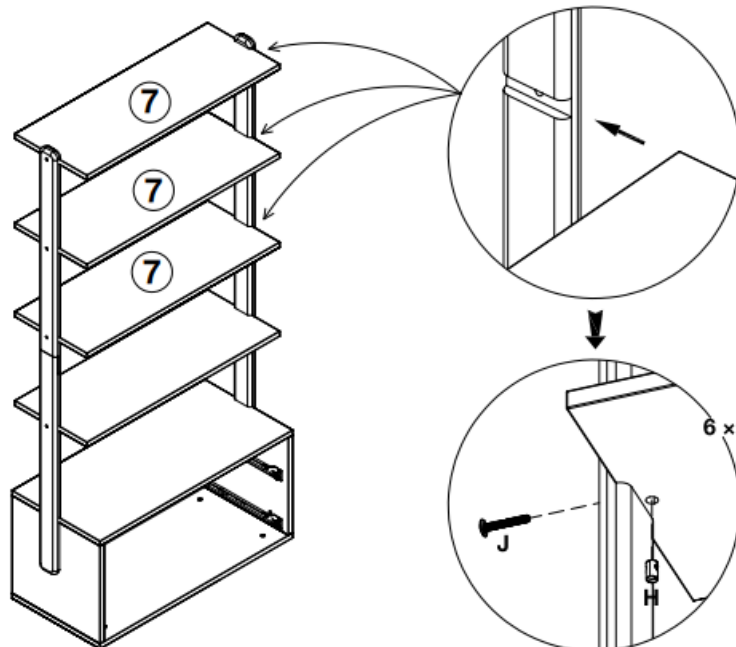
H x 2

11



F x 2

12

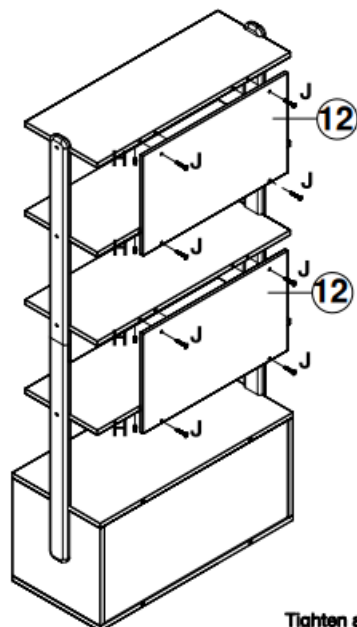


J x 6



H x 6

13



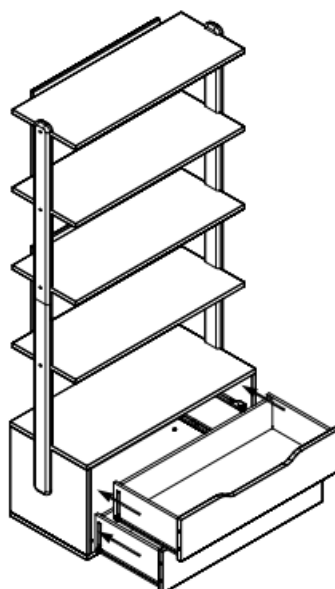
J × 8



H × 8

Tighten all the connecting bolts.
锁紧所有螺丝。

14

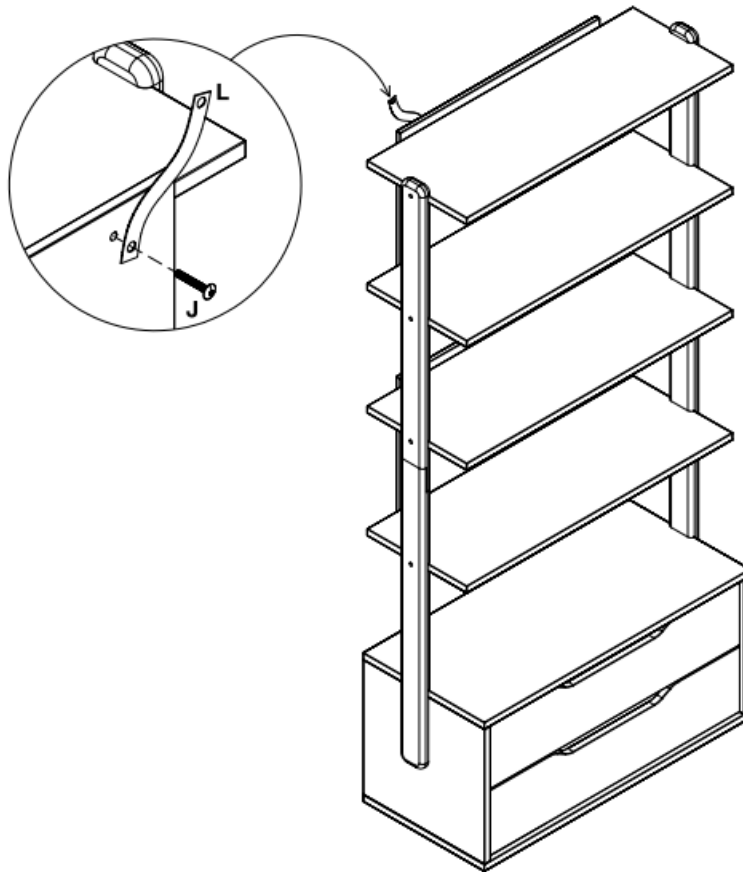


Important:

The assembled furniture must be placed adjacent to the wall and fixed to the wall using the supplied wall strap. Please ensure the use of appropriate screw and rawl plug for your wall type. If you are in any doubt about the correct type of fitting to use, please seek professional advice.

警告:

为避免柜子倾倒，对宝宝造成伤害，请务必将组装好的家具靠墙放置，并用安全带与螺丝等配件将其固定在墙上或其他固定物上。如果您对所使用的五金有疑问，请寻求相关专业的建议。

**Assembly**

- When assembling your furniture, please follow the assembly instructions and use the tools supplied
- Boori products should only be assembled by an adult away from children
- Heavy components should be lifted by two people to prevent injury
- Every section that is assembled should be checked after assembly before moving onto the next stage

Product Positioning

- This product is made of timber and is therefore flammable
- Do not place your Boori furniture near open flames, fire places or extreme heat sources such as electric or gas heaters
- Do not direct sprayers or humidifiers at the furniture as they can cause damage
- Where possible avoid exposing furniture to extreme changes in temperature. Timber is a natural product and

will want to expand and contract as the temperature varies. Extreme temperature variations can damage timber products.

- Avoid direct exposure to sunlight as this can cause our natural timber and plant oil colours to fade.
- Black rubber feet on items such as radios, computers and picture frames can cause marks. Always use a felt mat (not plastic) to protect your Boori furniture
- Do not place in damp environments or areas with high levels of moisture as this encourages mould growth.

Cleaning

- Clean your furniture by wiping with a soft, damp cloth
- If necessary, use a mild soapy solution and wipe clean with a soft cloth
- Do not use strong household cleaners
- Always wipe in the direction of the wood grain, not in circles.
- Wipe up spills immediately with a soft cloth
- Protect the furniture against bedwetting as this can lead to discolouration

Maintenance

- We advise that you regularly check the safety of your furniture
- Ensure all bolts and screws are tightened and check for loose connections, missing parts or sharp or pointed edges
- Avoid contact with sharp objects and hot liquids
- When moving furniture always lift and place it into position; do not drag. We recommend that two people lift or alter the positioning of the furniture

Product testing Standards

Standard: GB/T 3324-2017

Warranty Against Defects

Australia

- This Boori product ("Product") (including mattress) carry a full one (1) year manufacturer's warranty ("Warranty Period") to the end-purchaser ("the Customer") as testimony to the quality and longevity of the product.
- This warranty excludes general wear & tear and damage caused, by the Product not being used in accordance with its instructions or the care instructions. During this Warranty Period Boori Australia Pty Ltd (ABN 43 160 962 354) ("Boori") will replace or repair any defective part. In the event of a Product being replaced, as a whole unit or part thereof during the Warranty Period, the warranty on the replacement will expire one (1) year from the original purchase date.
- This guarantee excludes accidental damage, misuse and or improper transporting and handling.
- The warranty is void if the original Product has been altered in design or colour in anyway.
- Subject to the Australian Consumer Law, this Warranty does not apply to any products sold as seconds, floor stock, repaired products, or products that have a defect where this has been drawn to the customer's attention before the purchase of the product. In addition, this Warranty will not apply if:

- Repairs to a product are made or attempted by a service provider other than one approved by Boori.
- The product has not been used or maintained in accordance with the manufacturer's instructions as provided with the product.
- The customer uses the product in an abnormal manner for example if the product is abused, misused, dropped, crushed, impacted with any hard surface, exposed to extreme heat (including fire) or cold, not maintained properly or used after partial failure.
- The product has been modified, incorrectly adjusted or operated, subjected to incorrect electrical supply or inconsistent electrical supply or used with inappropriate accessories.
- The product is tampered with in any way
- All warranty claims must be lodged:
 1. at the place of original purchase as set out on your receipt for purchase of the Products or you may contact Boori on 02 9833 3769 to obtain further details; and
 2. together with a proof of purchase.
- Where the Customer makes a claim pursuant to this Warranty, all expenses incurred in sending the Products to Boori are the Customer's responsibility.
- Boori's liability in respect of a breach of a consumer guarantee or any warranty made under this Warranty for any Products not of a kind ordinarily acquired for personal, domestic or household use is limited, in relation to the Products to the extent permissible by law and at its option to:
 1. replacing the Products or the supply of equivalent Products;
 2. the repair of the Products;
 3. the payment of the cost of replacing the Products or of acquiring equivalent goods; or
 4. the payment of the cost of having the Products repaired.
- To the extent permitted by law, all other warranties whether implied or otherwise, not set out in this Warranty are excluded and Boori is not liable in contract, tort (including, without limitation, negligence or breach of statutory duty) or otherwise to compensate the Customer for:
 1. any increased costs or expenses;
 2. any loss of profit, revenue, business, contracts or anticipated savings;
 3. any loss or expense resulting from a claim by a third party; or
 4. any special, indirect or consequential loss or damage of any nature whatsoever caused by the Customer's failure in complying with its obligations.

• **Limitations on Warranty Disclaimers**

In the following paragraph, 'Our' means 'Boori', 'You' means 'the Customer' and 'goods' means 'Products': Our goods come with guarantees that cannot be excluded under the Australian Consumer Law. You are entitled to a replacement or refund for a major failure and for compensation for any other reasonably foreseeable loss or damage. You are also entitled to have the goods repaired or replaced if the goods fail to be of acceptable quality and the failure does not amount to a major failure. The benefits given to the Customer in this Warranty are in addition to other rights and remedies under a law in relation to the Products to which this warranty applies.

UK


- All Boori products (including mattresses) carry a full one (1) year manufacturer's warranty as testimony to the quality and longevity of the range. This warranty excludes general wear & tear and damage caused, by the product not being used in accordance with its instructions or the care instructions.

- During this guarantee period Boori will replace or repair any defective part. In the event of a product being replaced, as a whole unit or part thereof during the guarantee period, the guarantee on the replacement will expire one (1) year from the original purchase date.
- This guarantee excludes accidental damage, misuse and or improper transporting and handling.
- The warranty is void if the original product has been altered in design or colour in anyway.
- All warranty claims must be lodged at the place of original purchase and proof of purchase must be provided in order to lodge a warranty claim.

ABOUT COMPANY

- **Boori Australia Pty Ltd**
 - 11/4 Southridge Street
 - Eastern Creek NSW 2766
 - **Tel:** +61 2 9833 3769
 - www.boori.com.au
- **Boori (Europe) Ltd**
 - Unit 1 Riverside House,
 - Mill Lane, Newbury,
 - Berkshire, RG14 5QS UK
 - **Tel:** +44 016 3529 5670
 - www.boori.co.uk

Documents / Resources

 <p>Boori Modular BL-MO2DBS 2 Drawer Bookshelf</p> <p>IMPORTANT PLEASE READ THE INSTRUCTIONS CAREFULLY AND KEEP FOR FUTURE REFERENCE</p>	<p>Boori BL-MO2DBS Modular 2 Drawer Bookshelf [pdf] Installation Guide BL-MO2DBS, BL-MO2D, BL-MO2DBS Modular 2 Drawer Bookshelf, BL-MO2DBS, Modular 2 Drawer Bookshelf, Drawer Bookshelf, Bookshelf</p>
---	---

References

- [Boori UK | Baby Nursery & Kids Furniture](#)
- [User Manual](#)

Manuals+, Privacy Policy

This website is an independent publication and is neither affiliated with nor endorsed by any of the trademark owners. The "Bluetooth®" word mark and logos are registered trademarks owned by Bluetooth SIG, Inc. The "Wi-Fi®" word mark and logos are registered trademarks owned by the Wi-Fi Alliance. Any use of these marks on this website does not imply any affiliation with or endorsement.