



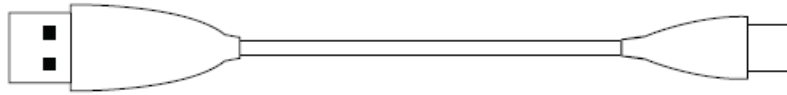
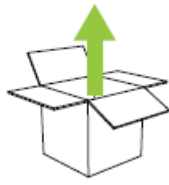
Boom Pods Zero User Manual

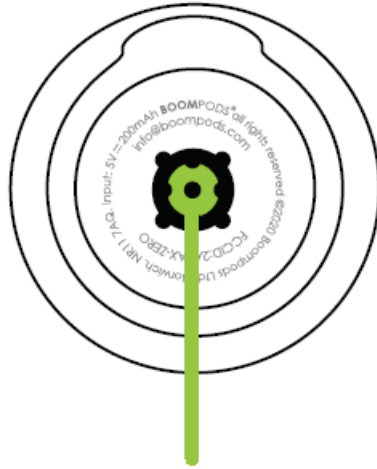
[Home](#) » [Boom Pods](#) » Boom Pods Zero User Manual 

Contents

- [1 BOOM PODS music. anywhere . everywhere](#)
- [2 Technical Specifications](#)
- [3 Function Details](#)
- [4 FCC STATEMENT](#)
- [5 Related Posts](#)

BOOM PODS
music. *anywhere* . *everywhere*





...2s



hello



pairing



connected



X2



1.



...2s

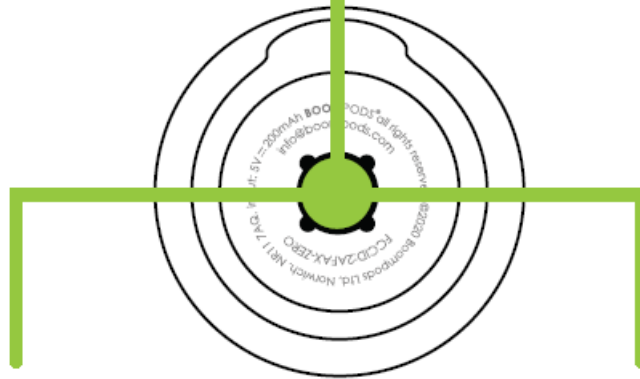


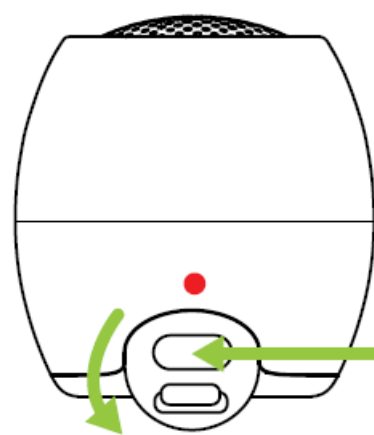
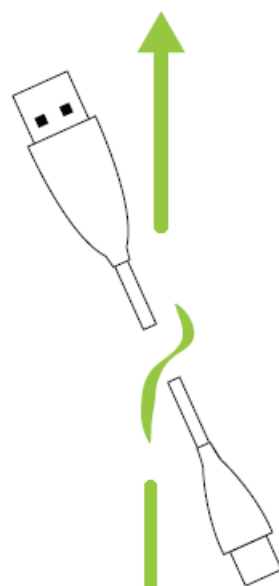
2.

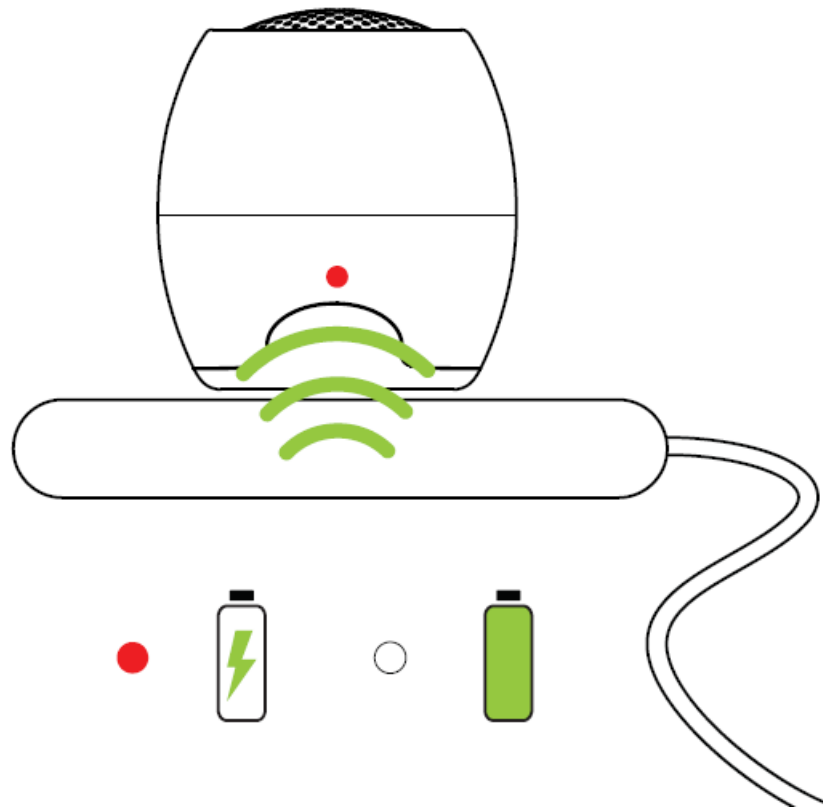


...2s









Technical Specifications

- Model No ZERO
- Type Bluetooth speaker
- Colours black/black, black/red, grey/ice blue, grey/white
- Compatibility Classic BLUETOOTH devices with Bluetooth 5
- Warranty 12 monthes
- IPX Rating IPX 6
- Play Time 4H -5 70% volume
- Features play/pause, TWS, Selfie control, wireless charge, type c charge, V+ V-, CALL
- Cables USBA to C type charge cable
- Battery 3.7Vdc 250mah
- DRIVER: 4R 3W, 30mm
- Charge time 1.5H
- frequency range 20-20Khz

- Microphone Type ECM microphone
- Sensitivity -42db +/- 3db
- Microphone frequency range 20hz-20khz
- Operating temperature -20C – 60C
- Bluetooth Bluetooth 5.0

Function Details

- Press and hold for 2 seconds: Power on
- Press and hold for 4 seconds: Power off
- Click Selfie function when Camera is on.
- Double clicks Play/ Pause
- Triple Click Volume up
- Press and hold for 1.5s: Volume down
- Click: Pick up phone/ hung up call
- Double click: Refuse call
- Reset: Press and hold for 8-10 seconds (when the speaker is dead)
- Tws dual pairing: Each one is in pairing mode, it will searching for the other one.

FCC STATEMENT

This device complies with Part 15 of the FCC rules. Operation is subject to the following two conditions: 1) this device may not cause harmful interference, and 2) this device must accept any interference received, including interference that may cause undesired operation.

Changes or modifications not expressly approved by the party responsible for compliance could void your authority to operate the equipment.

The device has been evaluated to meet general RF exposure requirement, the device can be used in portable exposure condition without restriction.

NOTE: This equipment has been tested and found to comply with the limits for a Class B digital device, pursuant to Part 15 of the FCC Rules. These limits are designed to provide reasonable protection against harmful interference in a residential installation. This equipment generates uses and can radiate radio frequency energy and, if not installed and used in accordance with the instructions, may cause harmful interference to radio communications. However, there is no guarantee that interference will not occur in a particular installation. If this equipment does cause harmful interference to radio or television reception, which can be determined by turning the equipment off and on, the user is encouraged to try to correct the interference by one or more of the following measures:

- Reorient or relocate the receiving antenna.
- Increase the separation between the equipment and receiver.
- Connect the equipment into an outlet on a circuit different from that to which the receiver is connected.
- Consult the dealer or an experienced radio/TV technician for help.

Boom Pods Zero User Manual – [Original PDF](#)

Boom Pods Zero User Manual – [Optimized PDF](#)

