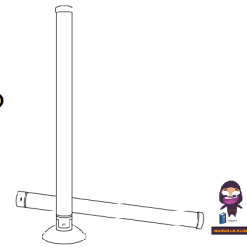


Bojia
2BBKODESKRGBIC LED
Smart Table Lamp



Bojia 2BBKODESKRGBIC LED Smart Table Lamp User Manual

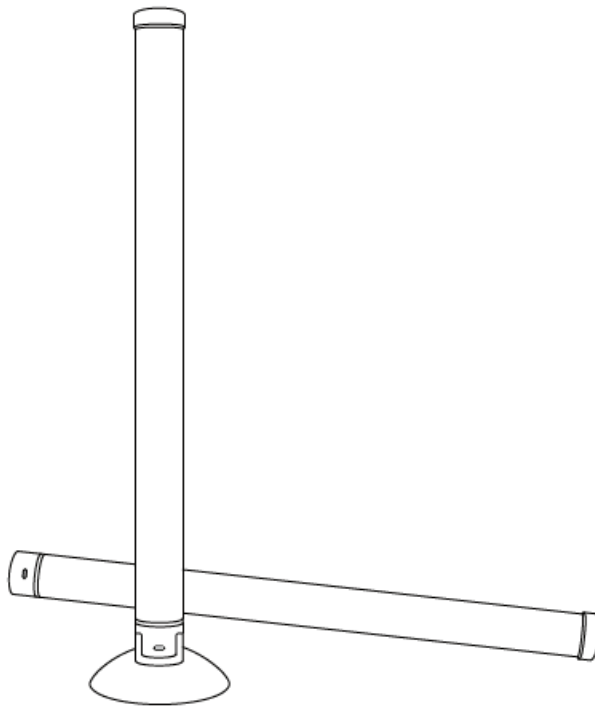
[Home](#) » [Bojia](#) » Bojia 2BBKODESKRGBIC LED Smart Table Lamp User Manual 

Contents

- [1 Bojia 2BBKODESKRGBIC LED Smart Table Lamp](#)
- [2 Specifications](#)
- [3 Product Information](#)
- [4 Product Introduction](#)
- [5 Information to User](#)
- [6 FAQs](#)
- [7 Documents / Resources](#)
 - [7.1 References](#)

Bojia

Bojia 2BBKODESKRGBIC LED Smart Table Lamp



Specifications

- **Product:** Smart Table Lamp
- **Intended Use:** Indoor

Product Information

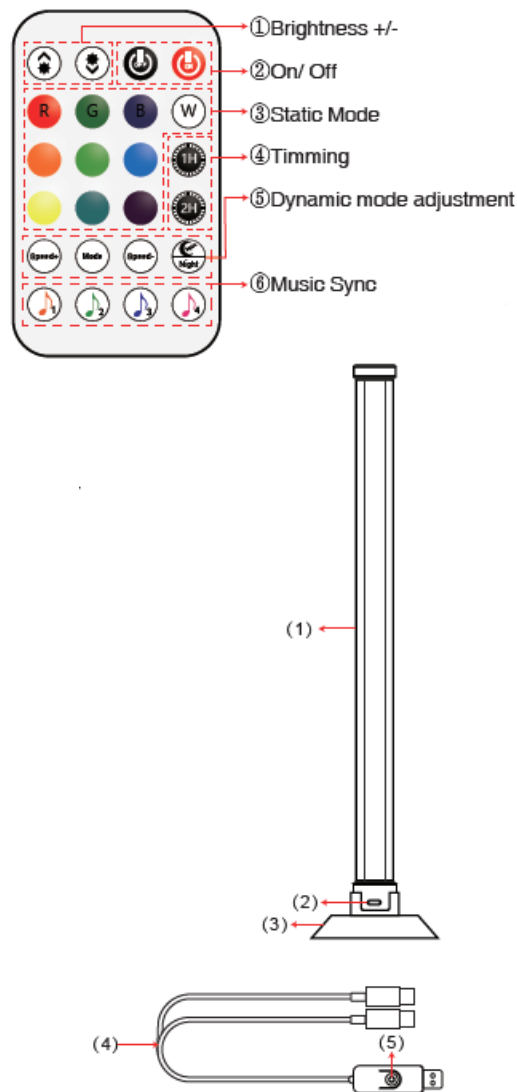
This smart table lamp is designed for indoor use. It features a **luminous** light strip, a Type-C charging port, a base, a Type-C dual-head charging port, and model/ON/OFF controls.

Product Usage Instructions

1. Do not use the lamp near fire to prevent any safety hazards.
2. Do not disassemble the lamp without authorization to avoid damage or malfunction.
3. If the lamp is not going to be used for an extended period, remember to disconnect the power source.

Product Introduction

1. Do not use this product near fire.
2. Do not disassemble the product without authorization.
3. If you do not use this product for a long time, please cut off the power.
 1. Luminous light strip
 2. Type-C charging port
 3. Base
 4. Type-C dual-head charging port
 5. Model/ON/OFF



Scan this QR code to download the APP and control the lights.



Information to User

Note: This equipment has been tested and found to comply with the limits for a Class B digital device, under part 15 of the FCC Rules. These limits are designed to protect reasonably against harmful interference in a residential installation. This equipment generates, uses, and can radiate radio frequency energy and, if not installed and used according to the instructions, may cause harmful interference to radio communications. However, there is no guarantee that interference will not occur in a particular installation. Suppose this equipment does cause harmful interference to radio or television reception, which can be determined by turning the equipment off and on. In that case, the user is encouraged to try to correct the interference by one or more of the following measures:

- Reorient or relocate the receiving antenna.
- Increase the separation between the equipment and receiver.—Connect the equipment into an outlet on a circuit different from that to which the receiver is connected.

- Consult the dealer or an experienced radio/TV technician for help.

Important:

Change or modifications not expressly approved by the manufacturer responsible for compliance could void the user's authority to operate the equipment.

This equipment complies with FCC radiation exposure limits set forth for an uncontrolled environment. This equipment should be installed and operated with minimum distance 0cm between the radiator and your body.

FAQs

- **Q: How do I control the lamp?**

A: You can download the companion app by scanning the provided QR code to control the lights remotely.


- **Q: What should I do if the lamp is not functioning properly?**

A: If you experience issues with the lamp, try reorienting or relocating the lamp, increasing the separation between the lamp and other devices, or consult a professional for assistance.

- **Q: Can I adjust the brightness and color of the light?**

A: Yes, you can adjust the brightness and color modes using the controls on the lamp or through the companion app.

Documents / Resources



[Bojia 2BBKODESKRGBIC LED Smart Table Lamp](#) [pdf] User Manual
2BBKODESKRGBIC, 2BBKODESKRGBIC LED Smart Table Lamp, LED Smart Table Lamp, Smart Table Lamp, Table Lamp

References

- [User Manual](#)

[Manuals+](#), [Privacy Policy](#)

This website is an independent publication and is neither affiliated with nor endorsed by any of the trademark owners. The "Bluetooth®" word mark and logos are registered trademarks owned by Bluetooth SIG, Inc. The "Wi-Fi®" word mark and logos are registered trademarks owned by the Wi-Fi Alliance. Any use of these marks on this website does not imply any affiliation with or endorsement.