



## BOGEN MAX1R Mono Aux Input Module Instruction Manual

[Home](#) » [BOGEN](#) » BOGEN MAX1R Mono Aux Input Module Instruction Manual 

### BOGEN MAX1R Mono Aux Input Module Instruction Manual



## Contents

- [1 Features](#)
- [2 Module Installation](#)
- [3 Jumper Selections](#)
- [4 Block Diagram](#)
- [5 WARRANTY](#)
- [6 Documents / Resources](#)
  - [6.1 References](#)
- [7 Related Posts](#)

## Features

- Gain/Trim control
- Bass and treble
- Audio Gating with threshold and duration adjustments
- Variable signal ducking when muted or gated
- Fade back from mute level
- 4 levels of available priority
- Can be muted from higher priority modules
- Can mute lower priority modules

## Module Installation

1. Turn off all power to the unit.
2. Make all necessary jumper selections.
3. Position module in front of desired module bay opening, making sure that the module is rightside up.
4. Slide module on to card guide rails. Make sure that both the top and bottom guides are engaged.
5. Push the module in to the bay until the faceplate contacts the unit's chassis.
6. Use the two screws included to secure the module to the unit.

### **WARNING:**

Turn off power to unit and make all jumper selections before installing module in unit.

## Jumper Selections

### **Priority Level\***

This module can respond to 4 different levels of priority. Priority 1 is the highest priority. It mutes modules with lower priorities and is never muted. Priority 2 can be muted by Priority 1 modules and mutes modules set for 3 or 4. Priority 3 is muted by either Priority 1 or 2 modules and mutes Priority 4 modules. Priority 4 modules are muted by all higher priority modules.

- The number of priority levels available is determined by the amplifier the modules are used in.

### **Gating**

Gating (turning off) of the module's output when insufficient audio is present at the input can be disabled. Detection of audio for the purpose of muting lower priority modules is always active regardless of this jumper setting.

This module can be set to operate so that the mono signal can be sent to the main unit's A bus, B bus, or both buses.



## Ducking (Duck)

## Gain

**Gate – Duration (Dur)**

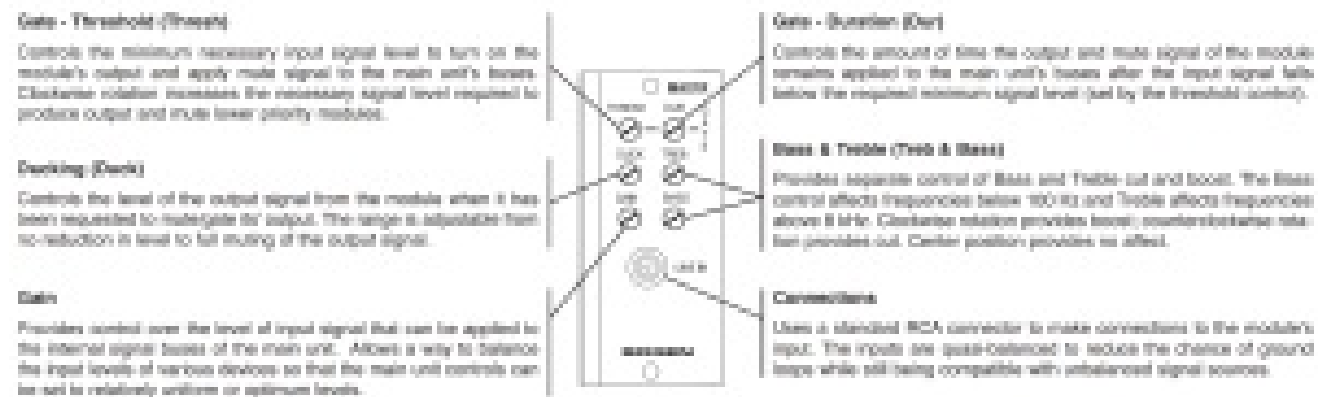
### Bass & Treble (Treb & Bass)

Provides separate control of Bass and Treble cut and boost. The Bass control affects frequencies below 100 Hz

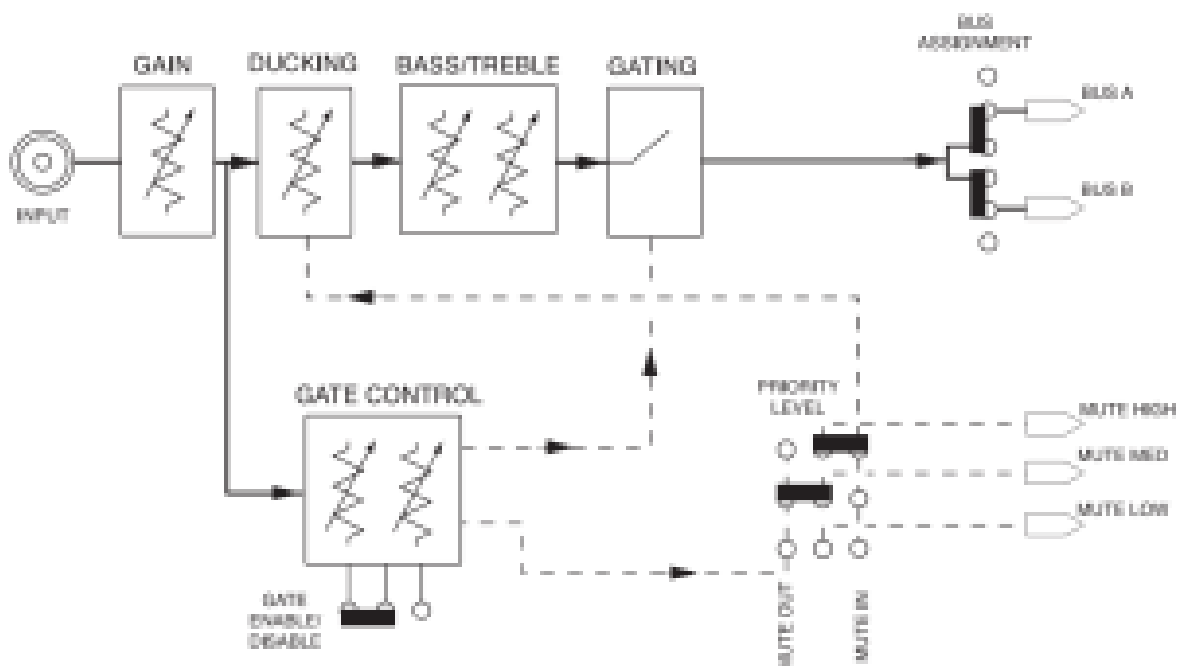
and Treble affects frequencies above 8 kHz. Clockwise rotation provides boost; counterclockwise rotation provides cut. Center position provides no affect.

## Connections

Uses a standard RCA connector to make connections to the module's input. The inputs are quasi-balanced to reduce the chance of ground loops while still being compatible with unbalanced signal sources.



## Block Diagram



## WARRANTY

The Bogen MAX1R Mono Aux Input Module is warranted to be free from defects in material and workmanship for three (3) years from the date of sale to the original purchaser. Any part of the product covered by this warranty that, with normal installation and use, becomes defective (as confirmed by Bogen upon inspection) during the applicable warranty period, will be repaired or replaced by Bogen, at Bogen's option, provided the product is shipped insured and prepaid to: Bogen Factory Service Department, 50 Spring Street, Ramsey, NJ 07446, USA. Repaired or replacement product will be returned to you freight prepaid. This warranty does not extend to any of our products that have been subjected to abuse, misuse, improper storage, neglect, accident, improper installation or have been modified or repaired or altered in any manner whatsoever, or where the serial number or date code has been removed or defaced.

**THE FOREGOING LIMITED WARRANTY IS BOGEN'S SOLE AND EXCLUSIVE WARRANTY AND THE PURCHASER'S SOLE AND EXCLUSIVE REMEDY. BOGEN MAKES NO OTHER WARRANTIES OF ANY**

KIND, EITHER EXPRESS OR IMPLIED, AND ALL IMPLIED WARRANTIES OF MERCHANTABILITY OR FITNESS FOR A PARTICULAR PURPOSE ARE HEREBY DISCLAIMED AND EXCLUDED TO THE MAXIMUM EXTENT ALLOWABLE BY LAW.

Bogen's liability arising out of the manufacture, sale or supplying of products or their use or disposition, whether based upon warranty, contract, tort or otherwise, shall be limited to the price of the product. **IN NO EVENT SHALL BOGEN BE LIABLE FOR SPECIAL, INCIDENTAL OR CONSEQUENTIAL DAMAGES (INCLUDING, BUT NOT LIMITED TO, LOSS OF PROFITS, LOSS OF DATA OR LOSS OF USE DAMAGES) ARISING OUT OF THE MANUFACTURE, SALE OR SUPPLYING OF PRODUCTS, EVEN IF BOGEN HAS BEEN ADVISED OF THE POSSIBILITY OF SUCH DAMAGES OR LOSSES.** Some States do not allow the exclusion or limitation of incidental or consequential damages, so the above limitation or exclusion may not apply to you. This warranty gives you specific legal rights, and you may also have other rights which vary from State to State.

Products that are out of warranty will also be repaired by the Bogen Factory Service Department – same address as above or call 201-934-8500. The parts and labor involved in these repairs are warranted for 90 days when repaired by the Bogen Factory Service Department. All shipping charges in addition to parts and labor charges will be at the owner's expense. All returns require a Return Authorization number. For most efficient warranty or repair service, please include a description of the failure.

**BOGEN®**  
**COMMUNICATIONS, INC.**

[www.bogen.com](http://www.bogen.com)


© 2005 Bogen Communications, Inc.

**54-2053-01C 0911**

Specifications subject to change without notice.



## Documents / Resources

	<a href="#">BOGEN MAX1R Mono Aux Input Module</a> [pdf] Instruction Manual MAX1R, Mono Aux Input Module
-------------------------------------------------------------------------------------	------------------------------------------------------------------------------------------------------------

## References

-  [Home](#) | [Bogen](#)