



## BOGEN CSD1X2 Drop-In Ceiling Speaker with Back Can 70V and 25V Speaker System Instruction Manual

[Home](#) » [BOGEN](#) » BOGEN CSD1X2 Drop-In Ceiling Speaker with Back Can 70V and 25V Speaker System Instruction Manual 

*BOGEN CSD1X2 Drop-In Ceiling Speaker  
with Back Can 70V and 25V Speaker  
System Instruction Manual*

# Model CSD1X2 Drop-In Ceiling Speaker with Back Can 70V & 25V Speaker Systems

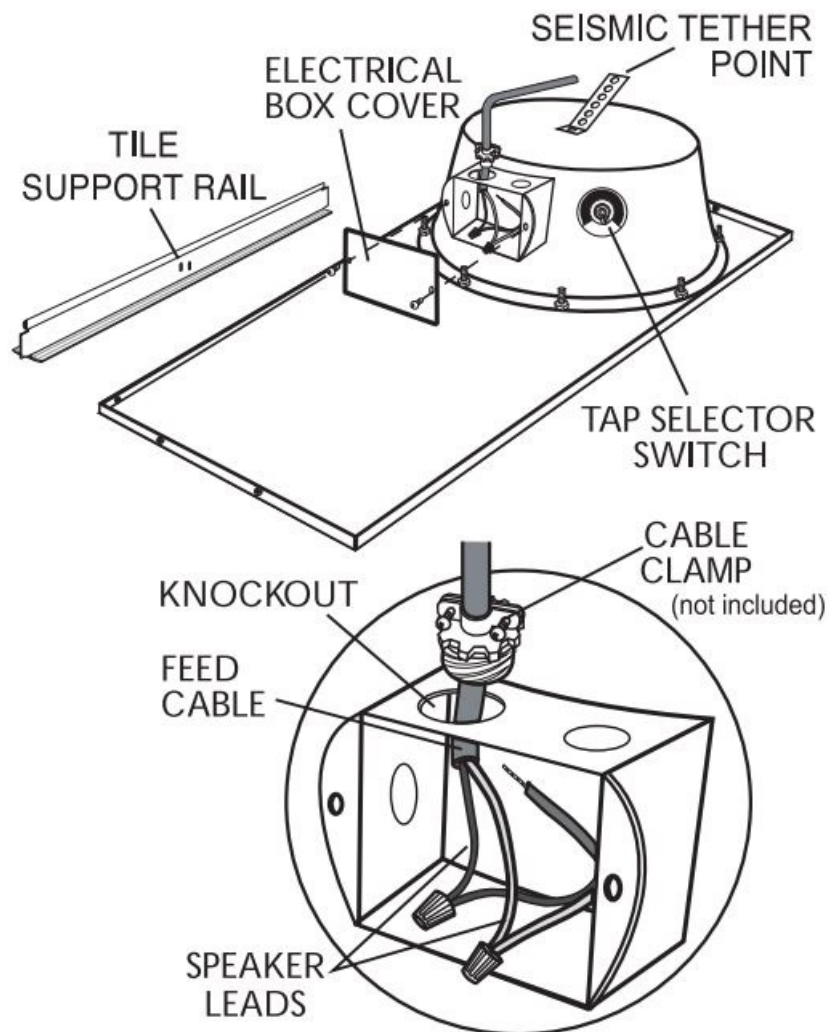


### Contents

- [1 Electrical Connection](#)
- [2 Ceiling Installation](#)
- [3 Documents / Resources](#)
- [4 Related Posts](#)

## Electrical Connection

1. Remove electrical box cover, then install cable clamp (if desired) and feed interconnecting cable into the electrical box.
2. Select speaker leads for desired system type: 70V – Red, 25V – Yellow, and COM – Black for both. Interconnect the speakers in the system, making sure that all leads of the same colour are connected together. Avoid swapping colours.
3. Cut bare wire tip off of unused speaker lead. Secure all mechanical connections and re-install electrical box cover.
4. Set tap selector switch to proper tap setting.

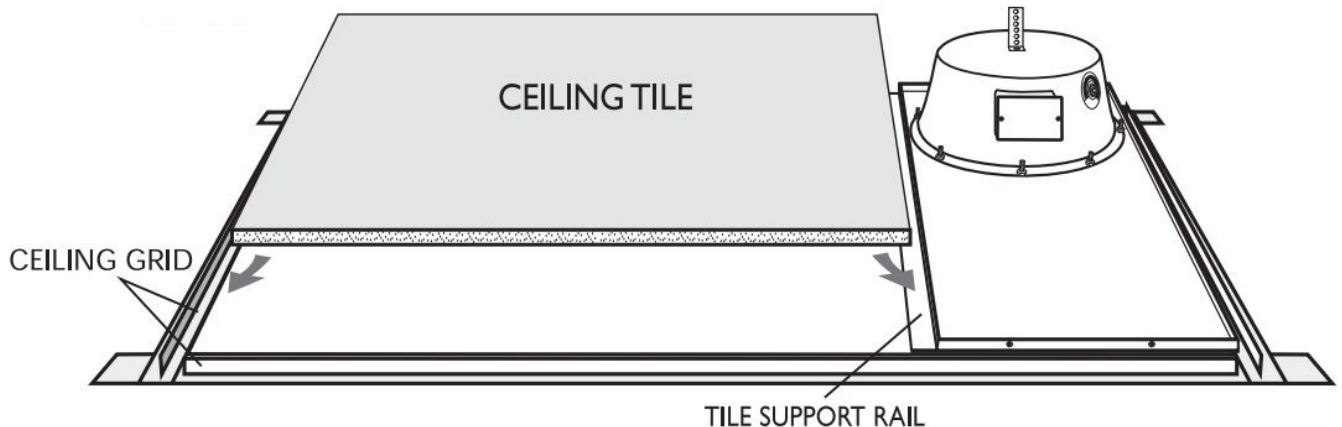


<i>Lead</i>	<i>Color</i>
<b>70V</b>	<b>Red</b>
<b>25V</b>	<b>Yellow</b>
<b>COM</b>	<b>Black</b>

**NOTE:** All wiring must comply with NFPA 70

## Ceiling Installation

1. For 2 ft. x 4 ft. tile space, cut ceiling tile to 35-1/2" long.  
For 2 ft. x 2 ft. tile space, cut to 11-1/2" long.
2. Place speaker in ceiling opening.
3. Slide Tile Support Rail under speaker edge beside opening.
4. Drop in the tile.



Listed to UL Standard -ANSI/UL 1480

## 2-YEAR WARRANTY

The CSD1 X2 is warranted to be free from defects in material or workmanship for two (2) years from the date of sale to the original purchaser. This warranty does not extend to any of our products that have been subjected to abuse, misuse, improper storage, neglect, accident, improper installation or have been modified or repaired or altered in any manner whatsoever, or where the serial number or date code has been removed or defaced.


Specifications subject to change without notice

© 2004-2014 Bogen Communications, Inc. 53-2070-01 | 1412



**BOGEN®**  
**COMMUNICATIONS, INC.**  
[www.bogen.com](http://www.bogen.com)

Documents / Resources

	<p><a href="#">BOGEN CSD1X2 Drop-In Ceiling Speaker with Back Can 70V and 25V Speaker System</a> [pdf] Instruction Manual</p> <p>CSD1X2, Drop-In Ceiling Speaker with Back Can 70V and 25V Speaker System</p>
---	---