



# Bodet Scorepad Multisport Touchscreen Keyboard User Manual

[Home](#) » [Bodet](#) » Bodet Scorepad Multisport Touchscreen Keyboard User Manual 



## Scorepad Multisport Touchscreen Keyboard User Manual

### Contents

- [1 Scorepad Multisport Touchscreen Keyboard](#)
- [2 Documents / Resources](#)
  - [2.1 References](#)
- [3 Related Posts](#)

## Scorepad Multisport Touchscreen Keyboard





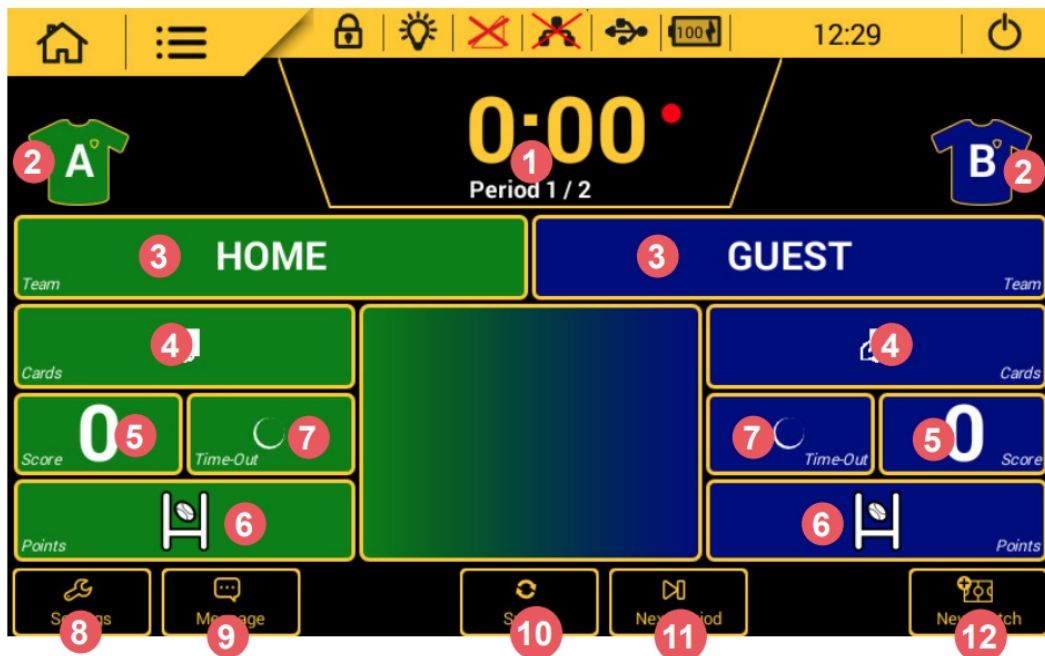
## Rugby

1. Select.
2. Select a configuration from the list:


RUGBY NATIONAL	
RUGBY 2	
RUGBY 3	

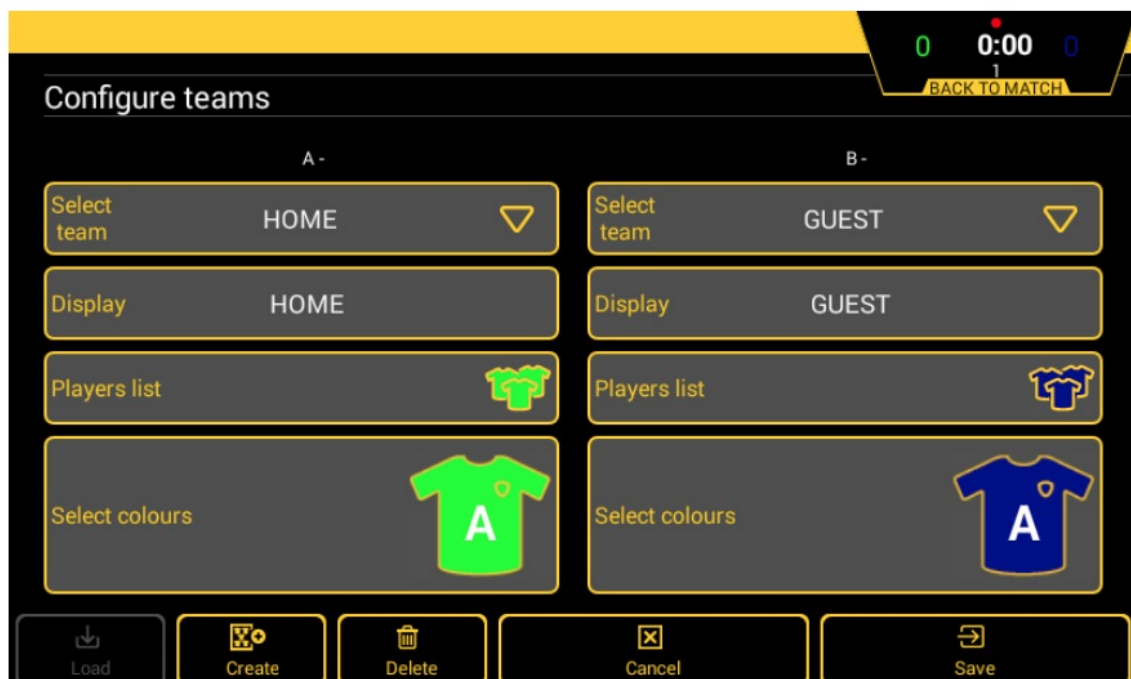
Configurations identified by can only be edited with the club access code. The club Access code is "1234". It can be changed in the "Club access" menu.

3. Screen in RUGBY National :



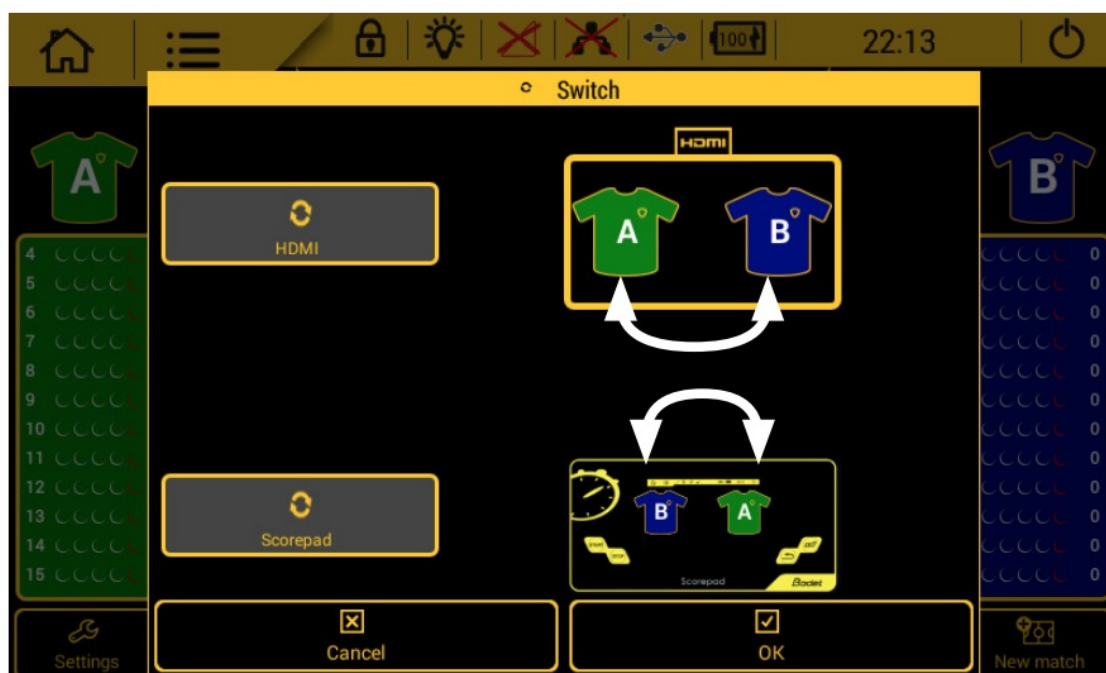
Pressing a game setting brings up a new window in which you can:

1. edit the length of each period. The buzzer can be triggered at each end of period and the timer reset.
2. edit colour of team shirts and game markings. Standard colours are provided plus a palette to select each team's colours.
3. edit the name of the team. After pressing LOCALS or VISITORS, press  Config. team to edit the configuration of the teams (edit team screen name, activate players, choice of colours, load a team, create a new team or delete a team):




4. add red card or yellow card to player.
5. add or delete a goal.
6. Add :
  - score: one try (+5), one penalty kick (+3), one drop goal (+3) or a conversion kick (+2).
  - bonus point: HOME Try bonus point, HOME Losing bonus point, GUEST Try bonus point, GUEST Losing bonus point


7. Start Time-Out.
8. edit the configuration settings (see next page for the list of settings).
9. display message outside game periods.
10. reverse the direction of the teams on the HDMI output and/or on the Scorepad:



11. go to next period
12. start a new match. Caution: the match in progress will be lost.

## > ENTERING CONFIGURATION SETTINGS

1. Click  to edit a configuration. The list of editable settings is given below:

**Note :** All these settings are accessible from the  Advanced Settings menu.

The list of editable settings is given below:

Rugby	RUGBY National	RUGBY 3	RUGBY 2
Before match			
Horn before match			
Horn at end	OFF	OFF	OFF
Horn before match	OFF	OFF	OFF
Pre-match duration	OFF	OFF	OFF
Match			
Display Mode			
Display Mode	Score and Game Clock	Score and Game Clock	Score and Game Clock

Period number	2	2	2
Period duration	40:00	40:00	35:00
Period mode	UP	UP	UP
cumulative period	OFF	OFF	OFF
End period Horn	OFF	OFF	OFF
Stop period end	OFF	OFF	OFF
Overtime			
Overtime number	0	0	0
Overtime duration	15:00	15:00	15:00
Rest time	2:00	2:00	2:00
Time-Out			
TO dots			
Number of TO dots	1	1	1
Reset Time-out	OFF	OFF	OFF
Duration TO	30s	30s	60s
Rest time duration			
Half time horn			
Horn duration at end period	10s	10s	10s
Horn N°1 before end	OFF	OFF	OFF
Half time duration	15:00	15:00	5:00
Duration before overtime	2:00	2:00	2:00
Penalties			
Duration penalties	10:00	10:00	10:00
Display player number	OFF	OFF	OFF
Scores and cards			
Cards	OFF	ON	OFF
Points per player	OFF	ON	OFF
Details bonus	OFF	ON	OFF
White card	OFF	OFF	OFF
Various			

Beeper buttons	ON	ON	ON
Statistic software	OFF	OFF	OFF
Maintain result	10s	10s	10s
HDMI			
HDMI display	...	...	...
Sponsors logo	...	...	...
Wallpaper	...	...	...
Display bonus	ON	ON	ON
Team logo	ON	ON	ON
Display penalties	ON	ON	ON

Below is an explanation of each parameter:

<b>Rugby</b>	<b>Comments</b>
Before match	
Horn before match	
Horn at end	Function enabled using the ON/OFF button
Horn before match	Function enabled using the ON/OFF button Choice of pre-match duration at which the horn sounds
Pre-match duration	Function enabled using the ON/OFF button Choice of before-match duration.
Game	
Display Mode	
Display Mode	Choice of display mode: score or score and game clock or score and time
Period number	Choose the period number for the game
Period duration:	Select the duration of each period.
Period mode	Counting mode or period countdown
Cumulative period	Function enabled using the ON/OFF button
End of period horn	Function enabled using the ON/OFF button Choice of horn duration at the end of each period
Stop period end	Function enabled using the ON/OFF button
Extra time	
Extra time number	Function enabled using the ON/OFF button Select the period number
Extra time duration	Select the duration of extra time
Rest time	Function enabled using the ON/OFF button Select the duration of rest time
Time-out	
TO dots	
Number of TO dots	Select the number of time out dots
Reset Time-out	Option of resetting the time out at each period or half-time or never.
Duration TO	Select the duration of time out
Rest time	

Half-time horn	
Horn duration at end period	Select the duration of the horn before the end of each half time.
Horn N°1 before end	Horn before the end of half time
Half time duration	Function enabled using the ON/OFF button Select the duration of half time
Duration before extra time	Function enabled using the ON/OFF button Select the duration of extra time
Penalties	
Duration penalties	Select the duration of penalties
Display player number	Function enabled using the ON/OFF button
Scores and cards	
Cards	Function enabled using the ON/OFF button
Points per player	Function enabled using the ON/OFF button
Details bonus	Function enabled using the ON/OFF button
White card	Function enabled using the ON/OFF button
Various	
Beeper buttons	Locked
Statistical software	Locked
Maintain result	Function enabled using the ON/OFF button Select the duration to keep the display in seconds
HDMI	
HDMI display	Select the type of HDLI display: simple or complete.
Sponsor logos	Choose whether to display sponsor logos at the bottom of the HDMI screen
Wallpaper	Select the HDMI background image
Bonus display	Function enabled using the ON/OFF button
Team logos	Function enabled using the ON/OFF button
Display penalties	Function enabled using the ON/OFF button





[www.bodet-sport.com](http://www.bodet-sport.com)

BODET Time & Sport

Tel: +33 (0)2 41 71 72 33



Trémentines plant








100% papier recyclé



Ref.: 607947 B

Ensure on delivery that the product has not been damaged in transport.

## Documents / Resources

 <p>BODET SCOREPAD</p> <p>Don manuel / Right</p> <p>   </p>	<p><a href="#">Bodet Scorepad Multisport Touchscreen Keyboard</a> [pdf] User Manual</p> <p>Scorepad Multisport Touchscreen Keyboard, Scorepad, Multisport Touchscreen Keyboard, Touchscreen Keyboard, Keyboard</p>
--	--

## References

-  [Bodet Sport - Expert in scoreboards & video display solutions](#)