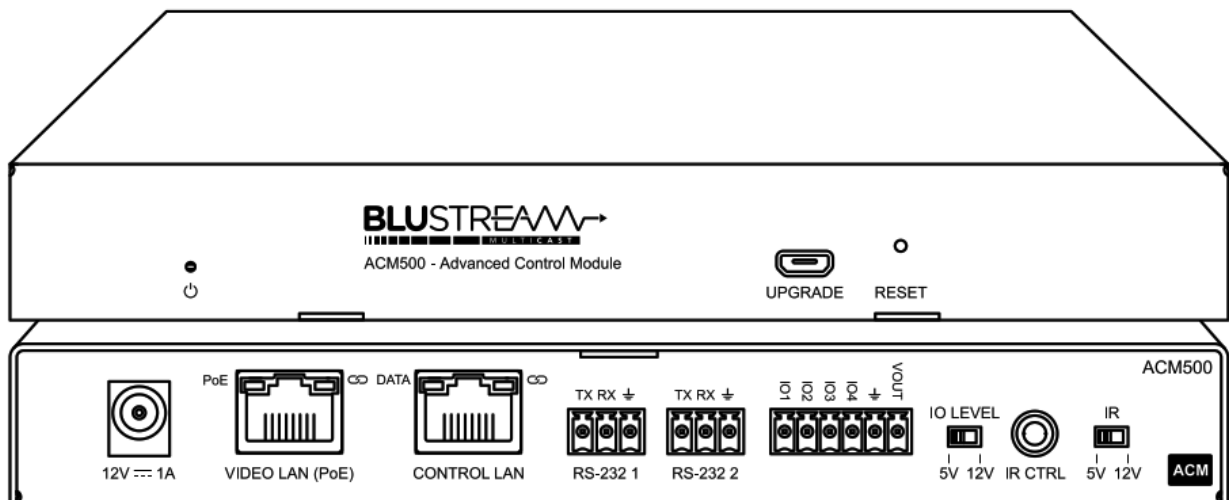




# BLUSTREAM ACM500 Multicast Advanced Control Module User Guide

[Home](#) » [BLUSTREAM](#) » BLUSTREAM ACM500 Multicast Advanced Control Module User Guide 

## BLUSTREAM ACM500 Quick Reference Guide



### Contents

- [1 Introduction](#)
- [2 FEATURES](#)
- [3 Rear Panel Description](#)
- [4 Sign In](#)
- [5 Schematic](#)
- [6 Specifications](#)
- [7 Package Contents](#)
- [8 Certifications](#)
- [9 Documents / Resources](#)
  - [9.1 References](#)

## Introduction

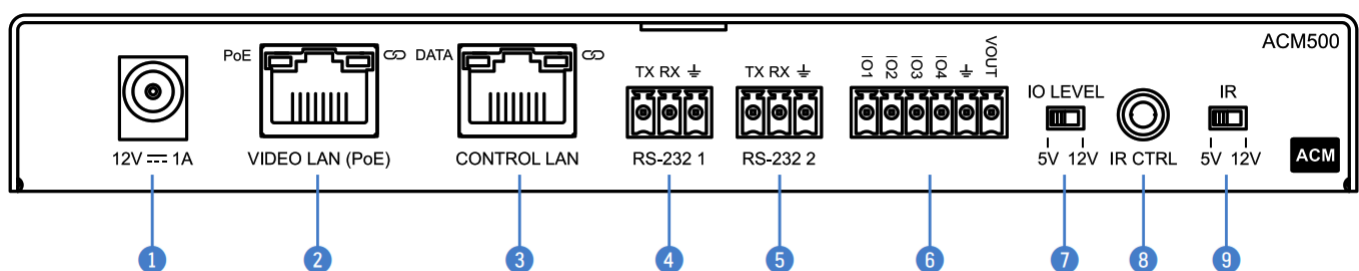
Our UHD SDVoE Multicast distribution platform allows distribution of the highest quality, uncompromised 4K with zero latency Audio/Video over copper or optical fibre 10GbE networks.

The ACM500 Control Module features advanced third party control of the SDVoE 10GbE Multicast system using TCP/IP, RS-232 and IR. The ACM500 includes a web interface module for control and configuration of the Multicast system and features 'drag and drop' source selection with video preview and independent routing of IR, RS-232, USB / KVM, Audio and Video. Pre-built Bloodstream product drivers simplify Multicast product installation and negate the need for an understanding of complex network infrastructures.

## FEATURES

- Web interface module for configuration and control of the Bloodstream SDVoE 10GbE Multicast system
- Intuitive 'drag & drop' source selection with video preview feature for active monitoring of system status
- Advanced signal management for independent routing of IR, RS-232, CEC, USB/KVM, audio and video
- Auto system configuration
- 2 x RJ45 LAN connections to bridge existing network to Multicast video distribution network, resulting in:
  - Better system performance as network traffic is separated
  - No advanced network setup required
  - Independent IP address per LAN connection
  - Allows simplified TCP / IP control of Multicast system
- Dual RS-232 ports for control of the Multicast system or pass-through of control to remote third party devices
- 5V / 12V IR integration for control of Multicast system
- PoE (Power over Ethernet) to power Bloodstream product from PoE switch
- Local 12V power supply (optional) should Ethernet switch not support PoE
- Support for IOS and Android App control
- 3rd party drivers available for all major control brands

## Rear Panel Description



1. Power Connection (optional) – use 12V 1A DC power supply where PoE switch does not provide power from Video LAN switch
2. Video LAN (PoE) – connect to the network switch that the Bloodstream Multicast components are connected to
3. Control LAN Port – connect to existing network that a third party control system resides on. The Control LAN port is used for Telnet/IP control of the Multicast system. Not PoE.
4. RS-232 1 Control Port – connect to a third party control device for control of the Multicast system using RS-232.
5. RS-232 2 Control Port – connect to a third party control device for control of the Multicast system using RS-

6. GPIO Connections – 6-pin Phoenix connect for input / output triggers (reserved for future use)
7. GPIO Voltage Level Switch (reserved for future use)
8. IR Ctrl (IR Input) – 3.5mm stereo jack. Connect to third party control system if using IR as the chosen method of controlling the Multicast system. When using the included 3.5mm stereo to mono cable, ensure the cable direction is correct.
9. IR Voltage Selection – adjust IR voltage level between 5V or 12V input for IR CTRL connection.

## Sign In

Before logging in to the ACM500, ensure that the control device (i.e. laptop / tablet) is connected to the same network as the ACM500's Control port. To log in, open a web browser (i.e. Firefox, Internet Explorer, Safari etc.) and navigate to the default (static) IP address of the ACM500 which is: 192.168.0.225

The ACM500 can also be found at the beacon address at: <http://acm500.local>

The IP address and/or beacon address can be amended from the web-GUI of the ACM500. Please refer to the full instruction manual which can be downloaded from the Bloodstream website.

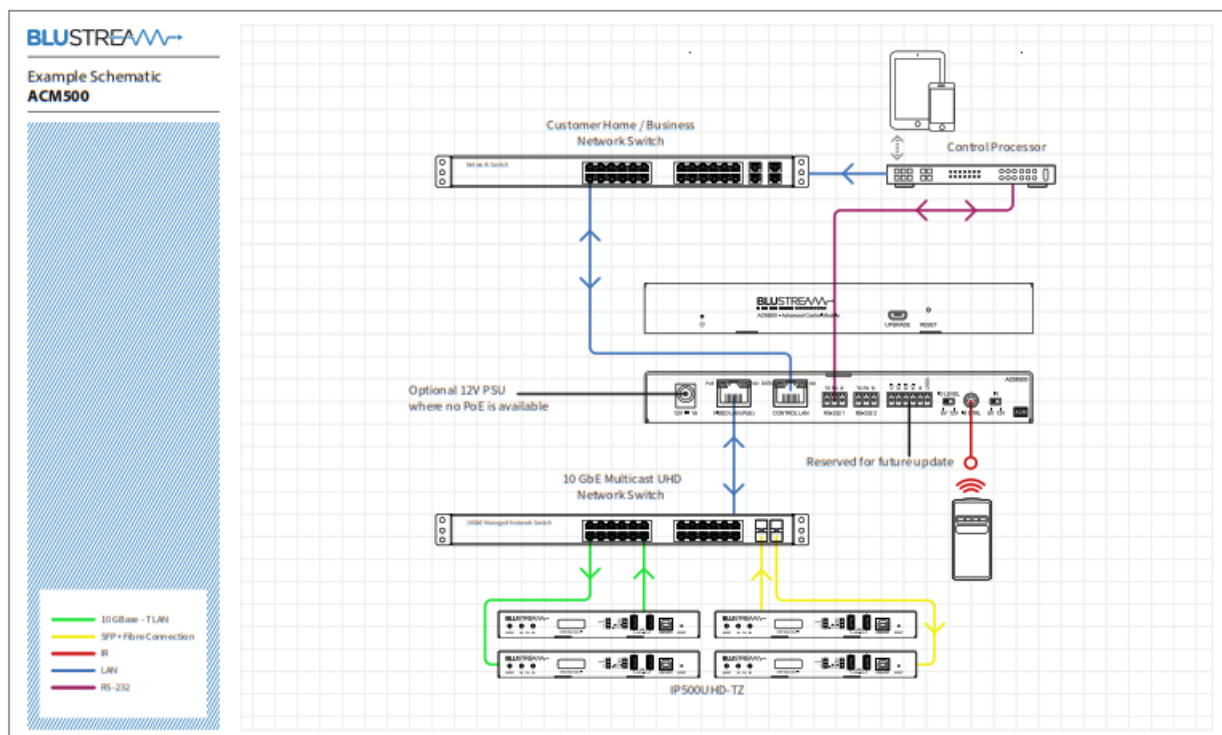
The Sign In page is presented on connection to the ACM500. The default admin credentials are as follows:

**Username:** bloodstream

**Password:** 1 2 3 4

The first time the ACM500 is signed into, you will be prompted to set a new Admin password. Please insert a new password, confirm your new password, and ensure this is kept safe. The ACM500 will require the unit to be signed into again using the new Admin password.

## Schematic



### Important Note:

The Bloodstream IP5000UHD Multicast system distributes HDMI video over 10GbE Managed network hardware. It is advised that Bloodstream Multicast products are connected on an independent network switch to prevent unnecessary interference, or reduction in signal performance due to other network products bandwidth requirements. Please read and understand the instructions in this and the manual available online, and ensure that the network switch is configured correctly prior to connecting any Bloodstream Multicast products. Failure to do so will result in problems with configuration of the system, and video

performance.

## Specifications

### ACM500

- Ethernet port: 2 x LAN RJ45 connector (1 x PoE support)
- RS-232 serial port: 2 x 3-pin Phoenix connector
- I/O port: 1 x 6-pin Phoenix connector (reserved for future use)
- IR input port: 1 x 3.5mm stereo jack
- Product upgrade: 1 x Micro USB
- Dimensions (W x D x H): 190.4mm x 93mm x 25mm
- Shipping weight: 0.6kg
- Operating temperature: 32°F to 104°F (0°C to 40°C)
- Storage temperature: -4°F to 140°F (-20°C to 60°C)
- Power supply: PoE or 12V 1A DC (sold separately) – where PoE not delivered by LAN switch

**NOTE:** Specifications are subject to change without notice. Weights and dimensions are approximate.

## Package Contents

- 1 x ACM500
- 1 x IR Control Cable – 3.5mm to 3.5mm Cable
- 1 x Mounting kit
- 4 x Rubber feet
- 1 x Quick Reference Guide

## Certifications

### FCC NOTICE

This equipment has been tested and found to comply with the limits for a Class B digital device, pursuant to part 15 of the FCC Rules. These limits are designed to provide reasonable protection against harmful interference in a residential installation. This equipment generates, uses, and can radiate radio frequency energy and, if not installed and used in accordance with the instructions, may cause harmful interference to radio communications. However, there is no guarantee that interference will not occur in a particular installation. If this equipment does cause harmful interference to radio or television reception, which can be determined by turning the equipment off and on, the user is encouraged to try to correct the interference by one or more of the following measures:

- Reorient or relocate the receiving antenna.
- Increase the separation between the equipment and receiver.
- Connect the equipment into an outlet on a circuit different from that to which the receiver is connected.
- Consult the dealer or an experienced radio/TV technician for help.

**CAUTION** – changes or modifications not expressly approved by the party responsible for compliance could void the user's authority to operate the equipment.

### CANADA, INDUSTRY CANADA (IC) NOTICES

This Class B digital apparatus complies with Canadian ICES-003.

Operation is subject to the following two conditions:

1. this device may not cause interference, and
2. this device must accept any interference, including interference that may cause undesired operation of the device.

### **CORRECT DISPOSAL OF THIS PRODUCT**

This marking indicates that this product should not be disposed with other household wastes. To prevent possible harm to the environment or human health from uncontrolled waste disposal, recycle it responsibly to promote the sustainable reuse of material

resources. To return your used device, please use the return and collection systems or contact the retailer where the product was purchased. They can take this product for environmentally safe recycling.




[www.blustream.com.au](http://www.blustream.com.au)

[www.blustream-us.com](http://www.blustream-us.com)

[www.blustream.co.uk](http://www.blustream.co.uk)

RevA1\_QRG\_ACM500\_040122

### **Documents / Resources**

	<p><b><a href="#">BLUSTREAM ACM500 Multicast Advanced Control Module</a></b> [pdf] User Guide ACM500 Multicast Advanced Control Module, ACM500, Multicast Advanced Control Module, Advanced Control Module, Control Module, Module</p>
--	--

### **References**

-  [Register a .US.COM domain today!](#)
-  [Blustream USA](#)
-  [Newfi Wholesale | Wholesale Mortgage Lending](#)
-  [Blustream](#)