

**Blushield Phi Series Φ3 Hex Cube**



## Blushield Phi Series Φ3 Hex Cube Instructions

[Home](#) » [Blushield](#) » Blushield Phi Series Φ3 Hex Cube Instructions 

### Contents

- [1 Blushield Phi Series Φ3 Hex Cube](#)
- [2 Introduction](#)
- [3 Installation Instructions](#)
- [4 Specifications](#)
- [5 FAQ](#)
- [6 Important Information](#)
- [7 Using Instruction](#)
- [8 Documents / Resources](#)
  - [8.1 References](#)
- [9 Related Posts](#)



**Blushield Phi Series Φ3 Hex Cube**

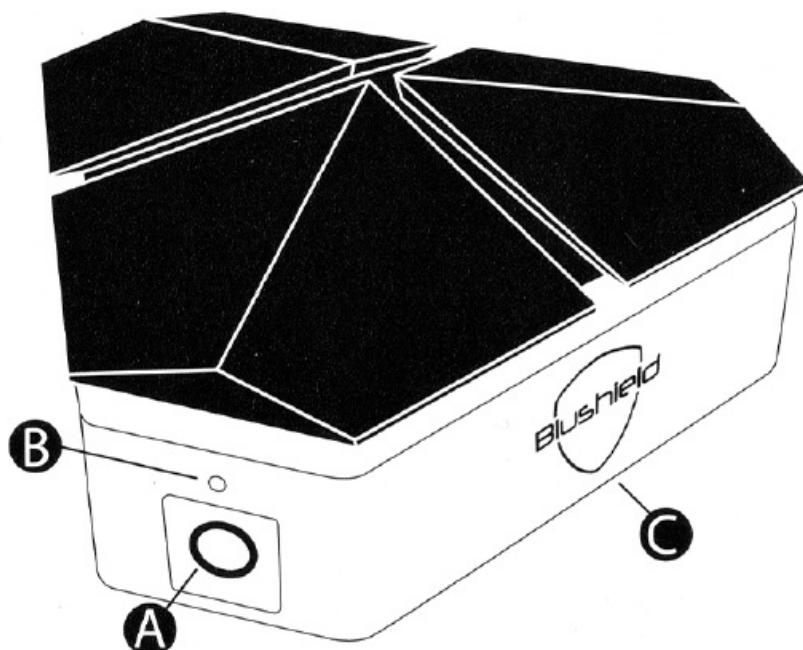


## Introduction

### Phi Series Φ3 5G Protection

Some people report that within the initial first few days after installing the Φ3, they feel low in energy or tired. This is a harmless transient condition and will pass. This is the body adapting to a new environment. Persist with this until it passes. Older persons who have poor health may take longer to adapt, this is a normal process as the body adapts to a new environment.

- The Φ3 does not remove EMF nor does it modify EMF. Using an EMF meter will not indicate any change in the environment.
- After you install the Φ3 the numbers on any EMF meter will not alter, as their sole purpose is to measure electro-magnetic fields.
- The Φ3 does NOT interfere with wireless devices and does NOT block any mobile phone or Wi-Fi signals. It does NOT interfere with pacemaker use and does NOT cause electronic devices to stop working.



- A. Power socket

- **B.** LED indicator light
- **C.** Logo

## Installation Instructions

- Using the included power supply, select a suitable place to plug in the Φ3. Preferably plug the Φ3 in a central area within your home or office. Only use the included power supply as other third-party power supplies have the wrong voltage or polarity, potentially damaging the Φ3 beyond repair. Using incorrect power supplies will void the warranty.
- DO NOT place the Φ3 in damp areas or bathrooms as there may be a risk of electric shock. DO NOT use force to insert the power plug into the socket. DO NOT attempt to modify or open the case, this will void the warranty and you may risk electric shock. DO NOT try to charge the unit as it does not contain any battery. DO NOT place the Φ3 on an unstable surface.

## Product Safety

- The Φ3 is AIRPLANE SAFE, Wi-Fi SAFE, MOBILE SAFE, AUTOMOBILE SAFE, and 5G SAFE.
- Place out of reach of young children, and keep the power cord tucked away to prevent children from pulling on it or household pets from chewing on the wire. There is a risk of electric shock if the cord is broken.

## Specifications

Feature	Description
Power socket	Location where the power supply is connected (labelled as A in the diagram).
LED indicator light	Indicates the Φ3 is powered and functioning (labelled as B in the diagram).
Logo	Branding symbol of Blushield (labelled as C in the diagram).

## FAQ

- **What should I do if I feel low in energy after installing the Φ3?**

This is a normal transient condition that should pass as your body adapts. Continue to use the device as usual.
- **Will the Φ3 interfere with my Wi-Fi or mobile phone signals?**

No, the Φ3 is designed not to interfere with wireless devices, mobile phone signals, or pacemaker use.
- **Can I use the Φ3 outside or in damp areas?**

No, the Φ3 is for interior use only and should not be used in damp or humid areas to avoid the risk of electric shock.
- **What happens if my Φ3 is damaged or stops working?**

Contact Blushield or the distributor where you purchased the product for warranty and repair information. Note that the warranty does not cover misuse or accidental damage.
- **Is the Φ3 safe to use in vehicles or on aeroplanes?**

Yes, the Φ3 is safe for use in automobiles, mobile environments, and aeroplanes.

For more information, please visit [Blushield USA](#).

## Important Information

**CAUTION RISK OF ELECTRIC SHOCK:** For interior use only. Do not use it in damp or humid areas.

The 03 is strictly for interior use only. It carries a warranty for one year. This covers factory defects or faults. The warranty does not cover misuse, modification, neglect (water damage) or opening of the case. The warranty does not cover wear and tear on the power plug cord.

If a claim is made all postage costs are to be covered by the customer. A Blushield distributor will decide whether to repair or replace the product depending on the fault.

- Some people report that within the initial first few days after installing the 03, they feel low in energy or tired. This is a harmless transient condition and will pass. This is the body adapting to a new environment.
- Persist with this until it passes. Older persons who have poor health may take longer to adapt, this is a normal process as the body adapts to a new environment.
- The 03 does not remove EMF nor does it modify EMF. Using an EMF meter will not indicate any change in the environment.
- After you install the 03 the numbers on any EMF meter will not alter, as their sole purpose is to measure electro-magnetic fields.
- 03 DOES NOT interfere with wireless devices
- 03 DOES NOT block any mobile phone or Wi-Fi signals
- 03 DOES NOT interfere with pacemaker use
- 03 DOES NOT cause electronic devices to stop working
- The 03 is strictly for interior use only. It carries a warranty for one year.
- This covers factory defects or faults. The warranty does not cover misuse, modification, neglect (water damage) or opening of the case. The warranty does not cover wear and tear on the power plug cord.
- If a claim is made all postage costs are to be covered by the customer. A Blushield distributor will decide whether to repair or replace the product depending on the fault.

**CAUTION RISK OF ELECTRIC SHOCK:**

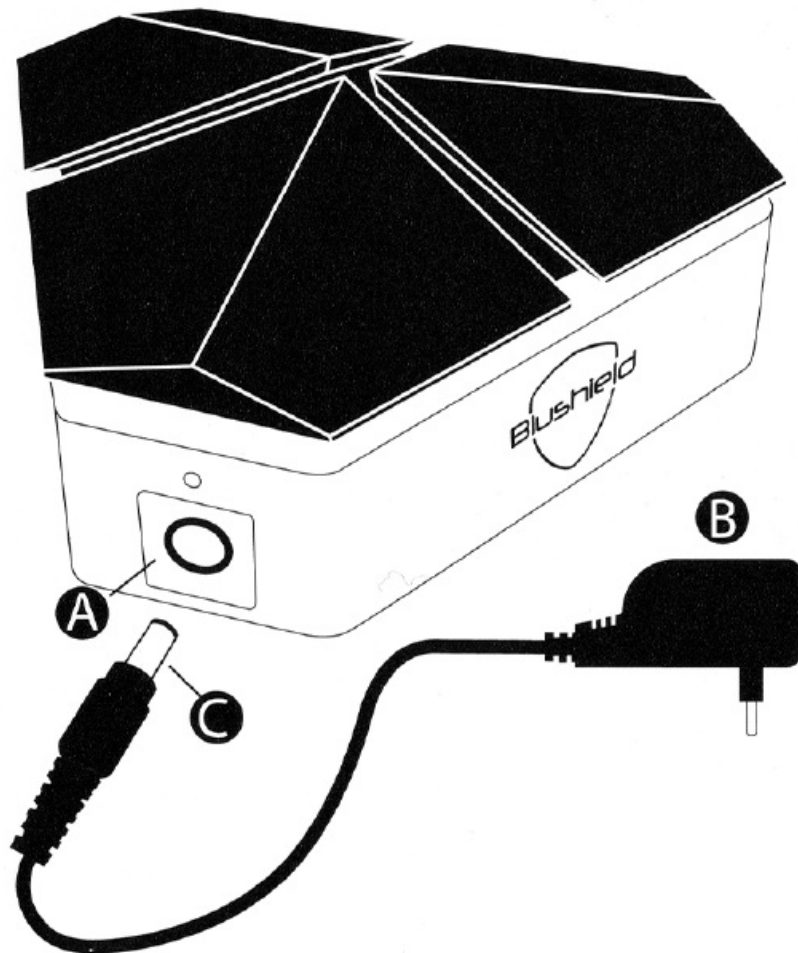
- For interior use only.
- Do not use it in damp or humid areas.

## Using Instruction

- Using the included power supply, select a suitable place to plug in the 03. Preferably plug the 03 into a central area within your home or office. Only use the included power supply as other third-party power supplies may have the wrong voltage or polarity, potentially damaging the 03 beyond repair. Using incorrect power supplies will void the warranty.
- DO NOT place the 03 in damp areas or bathrooms as there may be a risk of electric shock
- DO NOT use force to insert the power plug into the socket
- DO NOT attempt to modify or open the case, this will void the warranty and you may risk electric shock
- DO NOT try to charge the unit as it does not contain any battery
- DO NOT place the 03 on an unstable surface

- AIRPLANE SAFE
- Wi-Fi SAFE
- MOBILE SAFE
- AUTOMOBILE SAFE
- SG SAFE


Place out of reach of young children, and keep the power cord tucked away to prevent children from pulling on it or household pets from chewing on the wire. There is a risk of electric shock if the cord is broken.



- **A.** Cube Socket
- **B.** Power supply
- **C.** Power plug

Once the power plug is inserted you will observe the LED indicator light up white. If you fail to see a small white light at the hole make sure the power supply is turned on at the wall, and check that the power plug is firmly in the socket. Do not force the plug.

[www.blushield-us.com](http://www.blushield-us.com).

	<p><a href="#">Blushield Phi Series Φ3 Hex Cube</a> [pdf] Instructions Phi Series 3 Hex Cube, Phi Series 3, Hex Cube, Cube</p>
--	--

References

- [Home of official Blushield EMF protection technology. – Blushield USA](#)
- [User Manual](#)

[Manuals+](#), [Privacy Policy](#)

This website is an independent publication and is neither affiliated with nor endorsed by any of the trademark owners. The "Bluetooth®" word mark and logos are registered trademarks owned by Bluetooth SIG, Inc. The "Wi-Fi®" word mark and logos are registered trademarks owned by the Wi-Fi Alliance. Any use of these marks on this website does not imply any affiliation with or endorsement.