

# Bluedio U2 User Manual

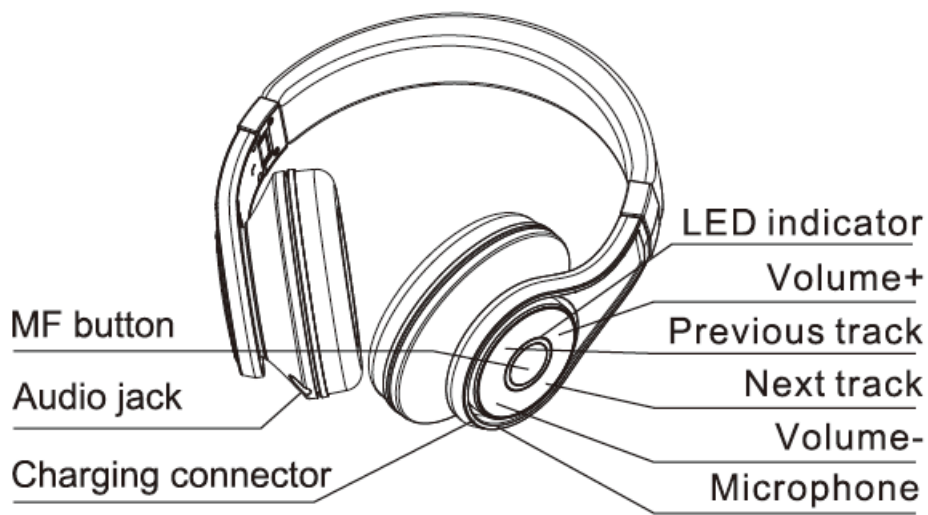
[Home](#) » [Bluedio](#) » Bluedio U2 User Manual 

## User Manual: Bluedio Headphones



**Model: U2**

### Headphones Overview



## In The Box



Headphones



Audio cable



Charging cable



User manual



Portable case  
with a buckle

## Operating instructions

Power on:

Press and hold the MF button until you hear "Power on".

Power off:

Press and hold the MF button until you hear "Power off".

Bluetooth pairing:

1. Power on the headphones and they will enter pairing mode automatically.
2. Switch on the Bluetooth of your mobile phone, search or add the device and select "Bluedio U2". (If asked for a password or PIN code, enter "0000")
3. The paired headphones will automatically enter the reconnection mode and automatically connect to the last successful device. The blue light flashes.

①



Let the headphones  
enter pairing mode

②



Switch on the  
Bluetooth of your  
mobile phone

③



Select "Bluedio U2"

### Using the headphones to talk(connect with your phone via Bluetooth)

#### Answer/Reject phone calls:

Receiving an incoming call, press the MF button once to Answer; press once again to End; Press and hold for 1 seconds to refuse.

#### Voice dial

When standby or playing music, press the MF button for 1 second to make sound control and voice call

#### Switch calls between phone and headphones

When answering a call, double click the MF button to transfer the current call to the phone or the headphones.

#### Redial last number

Press the MF button three times in a row.

#### Switch phone calls:

Receiving Call 2 in Call 1, press the MF button once to end Call 1 and answer Call 2; press and hold the MF button to hold on Call 1 and answer Call 2. Press and hold the MF button can switch between Call 1 and Call 2; press once to end the call.

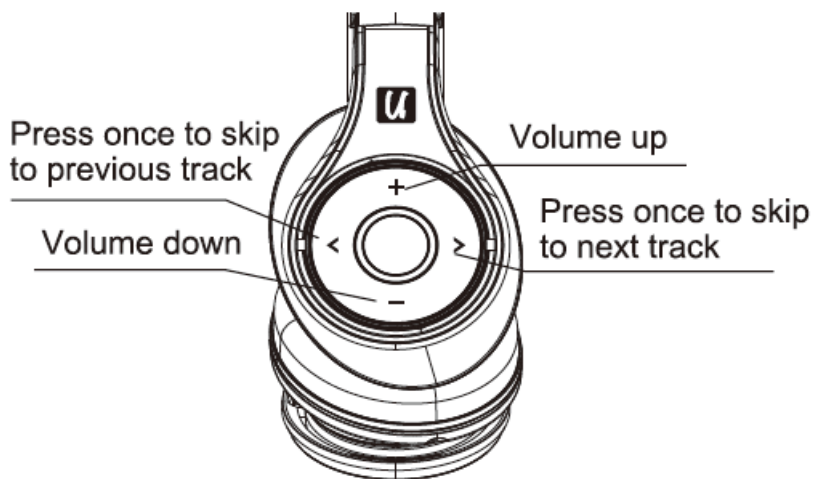
#### Music control/volume adjustment (in Bluetooth mode)

**Pause/Play:** press the MF button

**Previous track:** press the < button **Next track:** press the > button

**Volume up:** press the + button

**Volume down:** press the – button



### Clearing the headphones memory

Press and hold the MF button for 5 seconds. Headphones enter pairing mode directly next time. (Without the tone "power on")

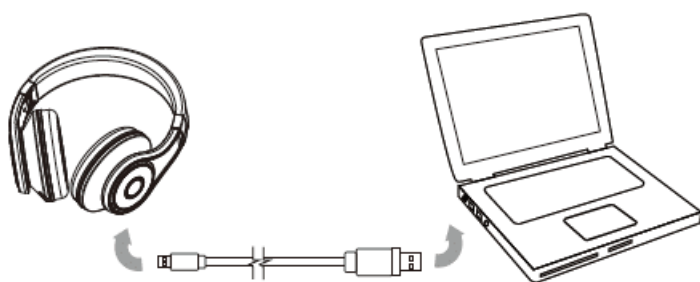
### Automatic shutdown

Headphones are not connected after powering on, wait for 10 minutes and they will power off automatically.

### Charge the headphones:

The built-in battery of the headphone is rechargeable and non-detachable. Do not replace the battery.

1. Turn off the headphones before charging.
2. Use the included charging cable to connect the headphones with a computer or wall charger. While charging, the red light stays on.
3. Allow 3 hours for a full charge. Once fully charged, the blue light will stay on.



### Specifications

Bluetooth version: 5.0

Bluetooth transmission frequency: 2.4GHz to 2.48GHz

Bluetooth operating range: up to 33 feet (free space)

Bluetooth profiles: A2DP, AVRCP, HSP, HFP

Drivers: CI>50mm x 2 , CI>20mm x 6

Frequency response: 5Hz-25000Hz

Impedance: 320

Total Harmonic Distortion (THD): 0.3%-3% SPL: 120dB

Audio resolution: 24bit@48KHz

Standby time: 1300 hours

Music/talk time: 25 hours

Charging time: 3 hours for full charge  
Operating environment: -10 to 50°C  
Charging voltage/current: 5V/500mA  
Output power: 120mA

### **Cloud function**

The headphones support Alibaba Cloud Computing and other cloud platform. Users can download the app by scanning the QR code on page 37.

### **Wake up the cloud (have installed the cloud app on your phone)**

Connect the headphones with your phone; open the app and then double-click the MF button to wake up the cloud.

### **Purchase verification**

You can find the verification code by scraping the coating off the security label that is affixed to the original packaging. Enter the code on our official website: [www.bluedio.com](http://www.bluedio.com) for purchase verification.

### **Learn more and get support**

Welcome to visit our official website: [www.bluedio.com](http://www.bluedio.com); Or to email us at [aftersales@bluedio.com](mailto:aftersales@bluedio.com); Or to call us at 400-889-0123.

### **[Bluedio U2 User Manual](#)**

**Download**

**Questions about your Manual ? Post in the comments!**