

## BLUE OX BX88418 2-1 2 Receiver Adjustable Drop Receiver Add On Instruction Manual

[Home](#) » [BLUE OX](#) » BLUE OX BX88418 2-1 2 Receiver Adjustable Drop Receiver Add On Instruction Manual 

### Contents

- 1 [BLUE OX BX88418 2-1 2 Receiver Adjustable Drop Receiver Add On](#)
- 2 [Product Information](#)
- 3 [Product Usage Instructions](#)
- 4 [Tools Required](#)
- 5 [Installation Instructions](#)
- 6 [CUSTOMER SERVICE COMMITMENT](#)
- 7 [Documents / Resources](#)
  - 7.1 [References](#)



**BLUE OX BX88418 2-1 2 Receiver Adjustable Drop Receiver Add On**



## Product Information

The BX88418 2-1/2 Receiver, Adjustable Drop Receiver Add-On is a versatile towing accessory designed for flat towing. It can be used as an add-on receiver with accessories such as a bike rack, with a weight rating of 500 lbs. It can also be used as a replacement receiver with the BX88340 or BX88379 Adjustable Drop Receiver for flat towing, with a weight rating of 10,000 lbs. Additionally, it can be used as a replacement receiver with the BX88352 Adjustable Drop Receiver for flat towing, with a weight rating of 15,000 lbs.

## Product Usage Instructions

1. Visit [www.blueox.com](http://www.blueox.com) for the latest version of these installation instructions.
2. Ensure that the BX88418 Add-On Receiver is intended for flat towing use only.
3. Using a tape measure, determine the appropriate position for the adjustable receiver on the primary receiver shank.
4. Install the adjustable receiver onto the primary receiver shank using the provided 5/8 x 3-11/16 pins and secure them with the 3/16 x 1-1/4 lynch pins. Make sure that the add-on receiver and any accessories used with it do not interfere with the primary receiver or flat towing products.
5. Adjust the height of the add-on receiver by moving it up or down one hole on the primary receiver. Each hole adjustment provides 1 inch of adjustment.
6. Insert the set screw provided to eliminate any excess play.
7. Ensure that the total weight of the add-on accessory does not exceed the hitch weight rating of 500 lbs.

## Tools Required

- Tape Measure

## Parts List:

Item No.	Part No.	Description	Qty.
1	63-4938	Bolt Bag	1
2	201-1142	1/4-20 x 3/8 Set Screw, SS	1
3	210-0211	2-1/2 Adjustable Drop Receiver	1
4	299-0829	3/16 x 1-1/4 Lynch Pin	2
5	229-1227	1/8 Drive x 3-3/4 Long Hex Key	1
6	299-0801	5/8 Dia. x 3-1/2 Eff. Pin, ZP	2

### Customer Service Contact Information

If you have any further questions or need assistance, please contact our Customer Service team:

- Phone: (402) 385-3051
- Fax: (402) 385-3360
- Website: [www.blueox.com](http://www.blueox.com)

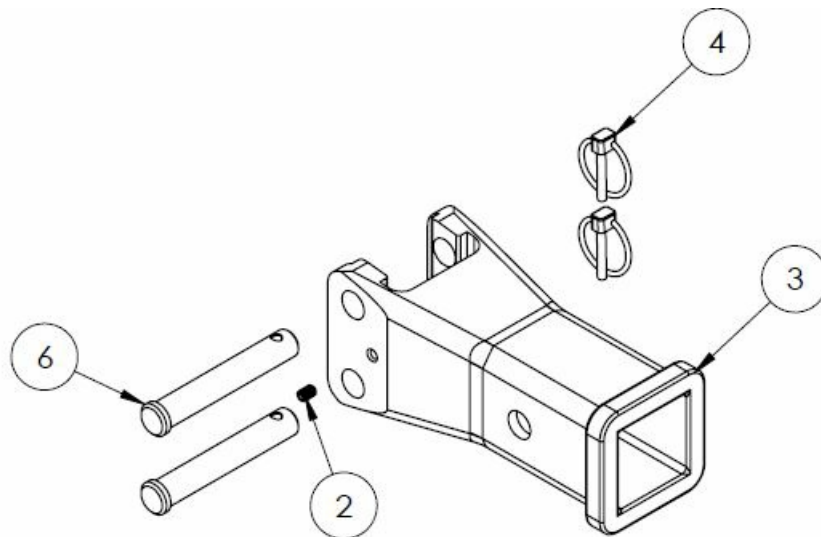
Please visit [www.blueox.com](http://www.blueox.com) for the latest version of these installation instructions.

- 2-1/2" Receiver, Adjustable Drop Receiver Add-On BX88418
- 500 lb. Weight Rated when used as an add-on receiver with accessories such as a bike rack, etc.\*
- 10,000 lb. Weight Rated when used as a replacement receiver with a BX88340 or BX88379 Adjustable Drop Receiver for flat towing.
- 15,000 lb. Weight Rated when used as a replacement receiver with a BX88352 Adjustable Drop Receiver for flat towing.

### Tools Required

- Tape Measure

## Installation Instructions



1. Install the adjustable receiver onto the receiver shank, using the 5/8" x 3-11/16" pins with 3/16" x 1-1/4" lynch pins above primary receiver. Ensure that the add-on receiver and products use with the add-on receiver do not interfere with primary receiver or flat towing products.

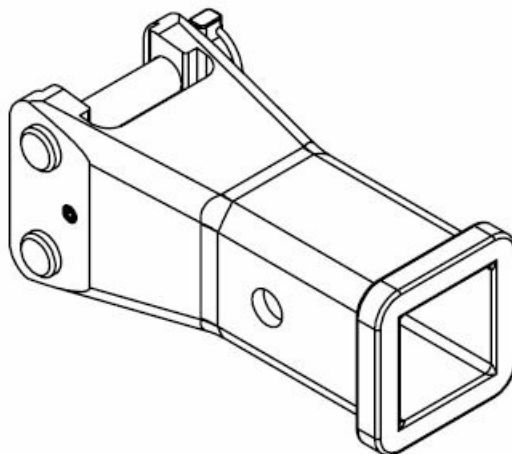
**Note:** Moving up or down one hole on the receiver allows for 1" of adjustment.

**Note:** When properly installed the lynch pin ring will snap back onto itself, and the chamfered side will be facing outwards.

2. Insert set screw to eliminate any excess play.

Item No.	Part No.	Description	Qty.
1.....	63-4938 .....	Bolt Bag .....	1
2.....	201-1142 .....	1/4"-20 x 3/8" Set Screw, SS .....	1
3.....	210-0211.....	2-1/2" Adjustable Drop Receiver.....	1
4.....	299-0829 .....	3/16" x 1-1/4" Lynch Pin .....	2
5.....	229-1227.....	1/8" Drive x 3-3/4" Long Hex Key .....	1
6.....	299-0801 .....	5/8" Dia. x 3-1/2" Eff. Pin, ZP.....	2

**Note:** Add-on accessory weight should not exceed the hitch weight rating of 500 lbs



## CUSTOMER SERVICE COMMITMENT

- Blue Ox® is committed to providing you with exceptional customer care throughout your lifetime with our


products. Our team is here to assist you with any questions you may have regarding the performance of your product. Simply call (402) 385-3051 and you can speak with our customer care team.

- Additionally, please visit our website to see which rallies our Destination America team will be attending. For a nominal fee, our service technician will service your towing system to ensure it's in proper working condition. Also, as a commitment to our customers, should you visit our factory, you can stay at our full service Blue Ox® campground at no charge along with enjoying a factory tour.
- Again, thank you for being our customer and for the confidence you have shown in the performance of our products. It is because of customers like you we enjoy the success we have today

© 2013 Blue Ox  
One Mill Road, Industrial Park Pender, Nebraska 68047  
**Phone:** (402) 385-3051  
**Fax:** (402) 385-3360  
[www.blueox.com](http://www.blueox.com)

---

## Documents / Resources

	<p><a href="#">BLUE OX BX88418 2-1 2 Receiver Adjustable Drop Receiver Add On</a> [pdf] Instruction Manual</p> <p>BX88418 2-1 2 Receiver Adjustable Drop Receiver Add On, BX88418 2-1, 2 Receiver Adjustable Drop Receiver Add On, Adjustable Drop Receiver Add On, Drop Receiver Add On, Receiver Add On, Add On, On</p>
---	---

## References

- [Home - Blue Ox](#)
- [User Manual](#)