



Bloody FBK30 Multi Device QuietKey Wireless Keyboard User Guide

[Home](#) » [bloody](#) » Bloody FBK30 Multi Device QuietKey Wireless Keyboard User Guide 

Bloody FBK30 Multi Device QuietKey Wireless Keyboard User Guide



Contents


- [1 WHAT'S IN THE BOX](#)
- [2 THE FRONT](#)
- [3 THE FLANK / BOTTOM](#)
- [4 CONNECTING 2.4G DEVICE](#)
- [5 CONNECTING BLUETOOTH DEVICE](#)
- [6 CONNECTING BLUETOOTH DEVICE](#)
- [7 OPERATING SYSTEM SWAP](#)
- [8 INDICATOR](#)
- [9 FN MULTIMEDIA KEY COMBINATION SWITCH](#)
- [10 SPECIFICATIONS](#)
- [11 Documents / Resources](#)
- [12 Related Posts](#)

WHAT'S IN THE BOX

- Bluetooth/2.4G Wireless Keyboard




- 2.4G Nano Receiver




- USB Extension Cable



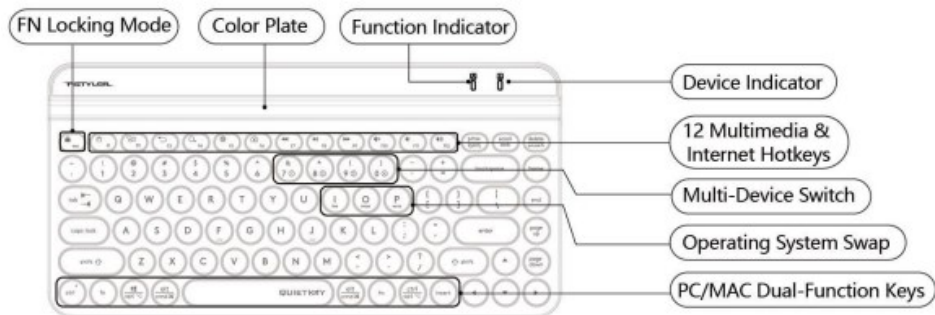
- Alkaline Battery



- User Manual



THE FRONT

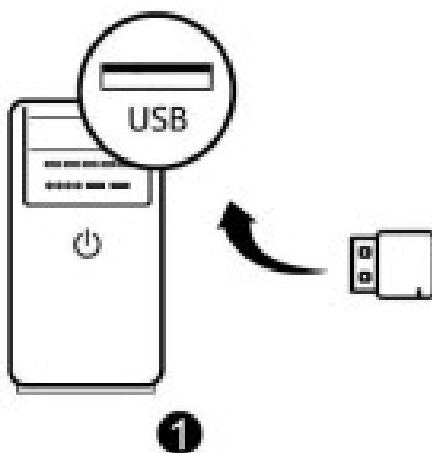


THE FLANK / BOTTOM

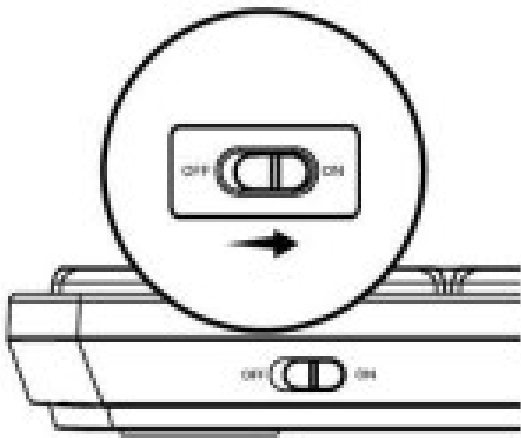


CONNECTING 2.4G DEVICE

1. Plug the receiver into the computer's USB port.



2. Turn on the keyboard power switch.



2

3. Yellow light will be solid (105). The light will be off after connected.



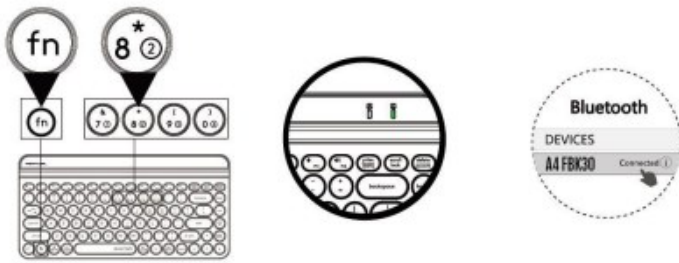
3 Indicator 

CONNECTING BLUETOOTH DEVICE



1. Short-press FN+7 and choose Bluetooth device 1 and light up in blue. Long-press FN+7 for 35 and blue light flashes slowly when pairing.
2. Choose [A4 FBK30] from your Bluetooth device. The indicator will be solid blue for a while then light off after the keyboard is connected.

CONNECTING BLUETOOTH DEVICE









1. Short-press FN+8 and choose Bluetooth device 2 and light up in green. Long-press FN+8 for 35 and green light flashes slowly when pairing.
2. Choose [A4 FBK30] from your Bluetooth device. The indicator will be solid green for a while then light off after the keyboard is connected.

1. Short-press FN+9 and choose Bluetooth device 3 and light up in purple. Long-press FN+9 for 35 and purple light flashes slowly when pairing.
2. Choose [A4 FBK30] from your Bluetooth device. The indicator will be solid purple for a while then light off after the keyboard is connected.



OPERATING SYSTEM SWAP

Windows / Android is default system layout.

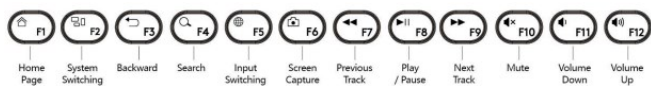
System	Shortcut [Long-Press for 3S]	Device / Layout Indicator
iOS	 + 	Light will be off after flashing.
Mac	 + 	
Windows, Chrome, Android & HarmonyOS	 + 	

Note: The layout you used last time will be remembered. You can switch the layout by following the above step.

INDICATOR



FN MULTIMEDIA KEY COMBINATION SWITCH



SPECIFICATIONS

Model: FBK30

Connection: Bluetooth / 2.4G

OperatingRange: 5~10 M

Multi-Device: 4 Devices (Bluetooth x 3, 2.4G x 1)

Layout: Windows | Android |

Mac | iOS Battery: 1 AA Alkaline

Battery Battery Life: Up to 24 Months

Receiver: Nano USB Receiver

Includes: Keyboard, Nano Receiver, 1 AA Alkaline Battery, USB Extension Cable, User Manual





[Bloody FBK30 Multi Device QuietKey Wireless Keyboard](#) [pdf] User Guide
FBK30 Multi Device QuietKey Wireless Keyboard, FBK30, Multi Device QuietKey Wireless Keyboard, QuietKey Wireless Keyboard, Wireless Keyboard, Keyboard