



# Blitzwolf BW-CML1 Computer Monitor Light User Manual

[Home](#) » [Blitzwolf](#) » Blitzwolf BW-CML1 Computer Monitor Light User Manual 

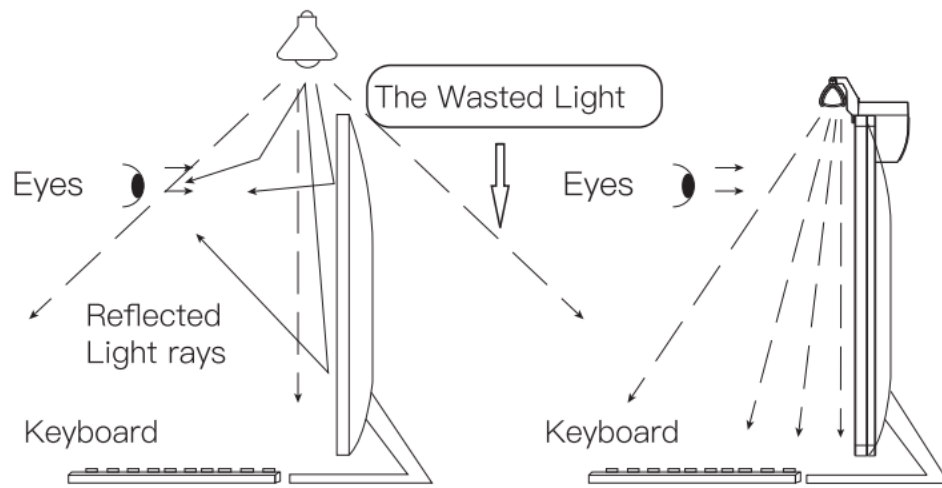


## BW-CML1 Computer Monitor Light User Manual

### Contents

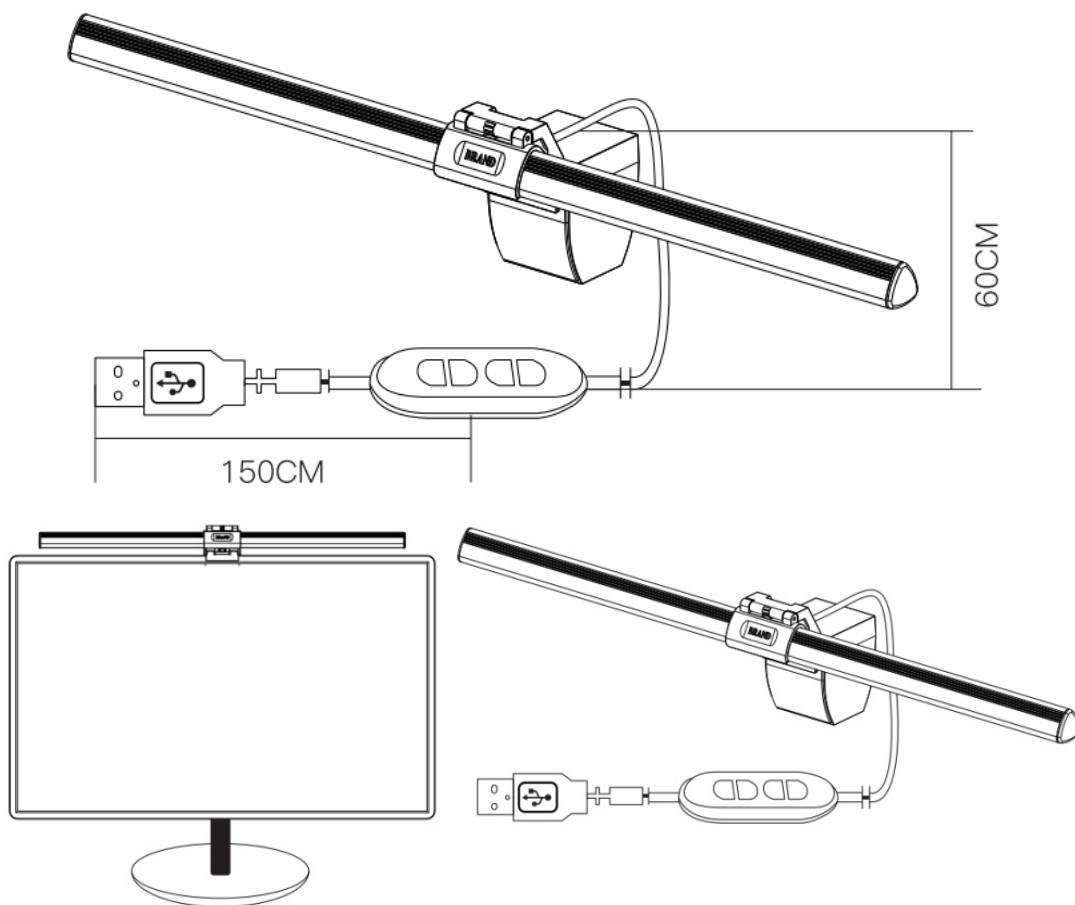
- [1 Overview](#)
- [2 Documents / Resources](#)
- [3 Related Posts](#)

## Overview

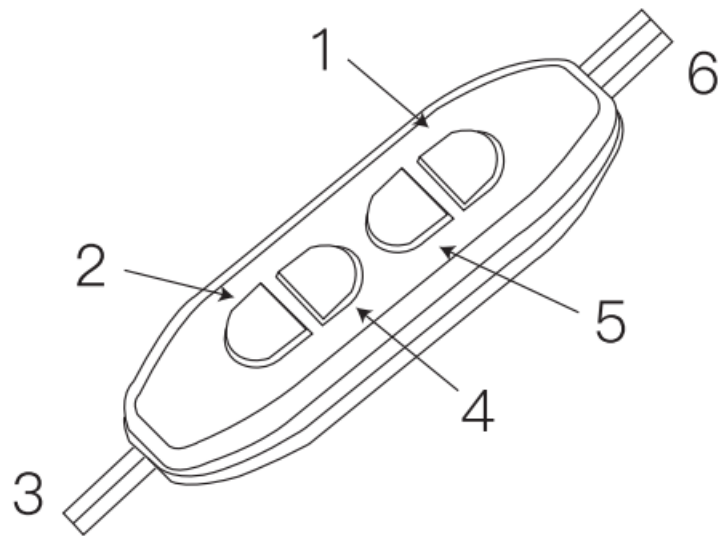


## Operation Guide

Wiring Diagram:

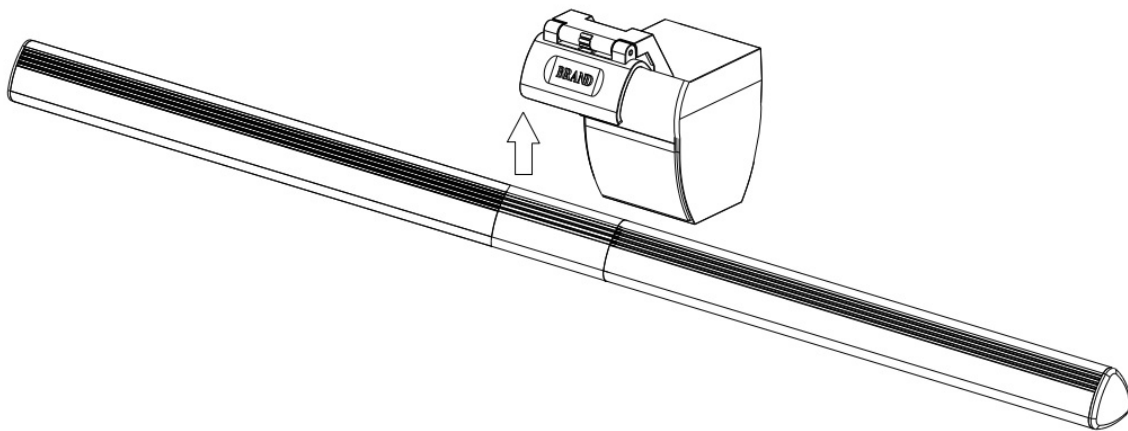


**Brightness and color temperature adjustable:**

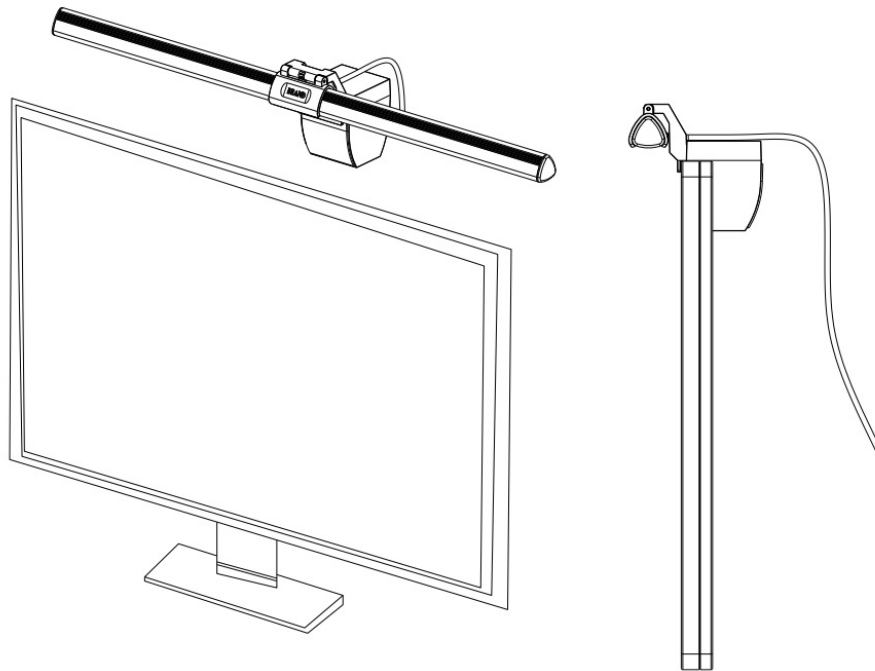


- 1. Brightness
  - 2. Switch button
  - 3. Input
  - 4. Adjust the color temperature
  - 5. Brightness-
  - 6. Output
- Installation Steps:**

Step 1. Insert the rigid bar into the supporting holder, the holder is suggested to be put in the middle of the bar: and the USB cable should run through the holder center.



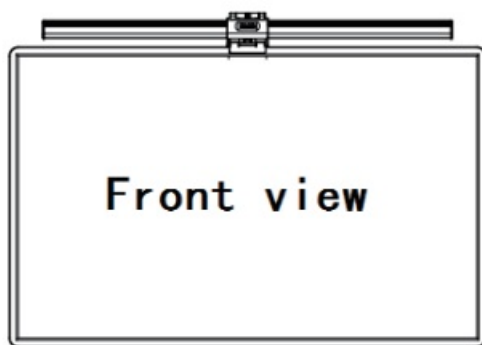
Step 2 Adjust the size of the holder according to the thickness of the monitor (the thickness from 1cm to 3.5cm), the holder is suggested to be put right above the monitor.



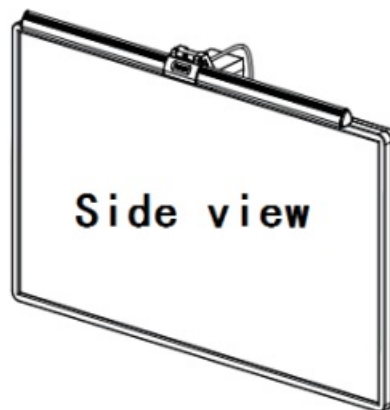
Step 3. After installation of bar and holder, connect the USB cable and put the holder to the right place where you can dim it easily.

Step 4. Connect the bar to the DC5V USB port, if power on, press the on/off on the dimmer, the bar could work normally. By adjusting the bar position and dimmer, we could get our most ideal lighting effect.

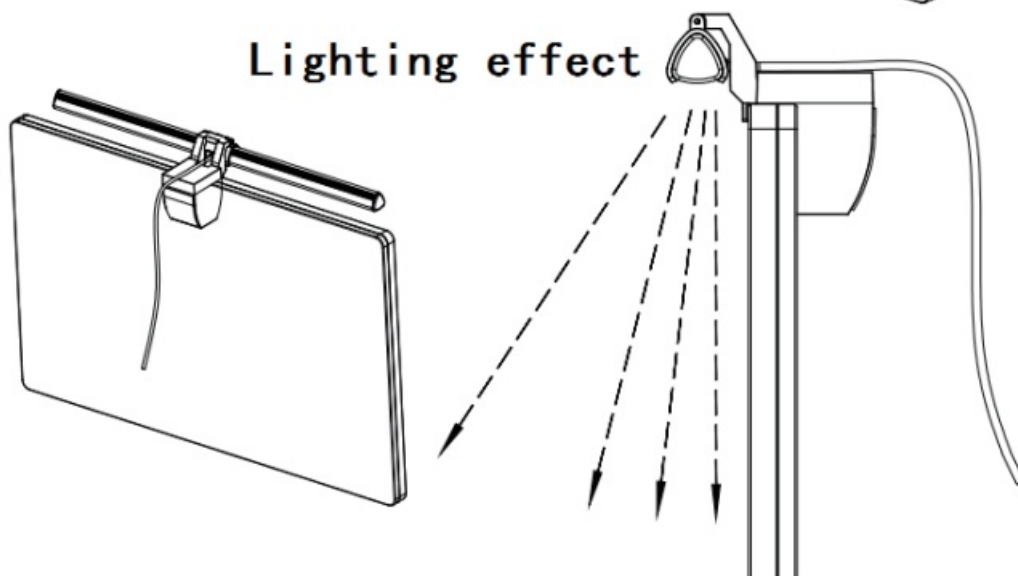
**Installation effect diagram:**



**Front view**



**Side view**



**Lighting effect**

### **Attentions**

1. In the process of installation and use, do not break or bend the light strip vigorously to avoid deformation or breakage of the lamp.
2. Make sure that the 1158 adapter power is DC5V and the rated current should be higher than 1A.

3. This computer monitor light has a complex structure, so please do not disassemble it by yourself to avoid damage and irreparable damage.

## Parameters

Name	Computer Monitor Light
Voltage	DC5V ( USB Connector )
Light Source	SMD 3014
Light Color Temperature	Warm white/Natural white/Pure white
Maximum Power	5W
Shell Material	Aluminum alloy and ABS holder
Item Dimensions	400mm
Net Weight	298g


**EC REP** SCHEUFER Technologies GmbH Address: Hertleinstrasse 37, 91052, Erlangen, Germany E-mail:

[Mark.Zhang@scheufer.com](mailto:Mark.Zhang@scheufer.com)

**UK REP** VITEC UK Co., Ltd Address: Unit G25 Waterfront Studios, 1 DockRoad, London, E16 1AH E-mail:

[Vincent.feng@vish-tec.com](mailto:Vincent.feng@vish-tec.com)

## Documents / Resources

	<p><a href="#">BLITZWOLF BW-CML1 Computer Monitor Light</a> [pdf] User Manual BW-CML1 Computer Monitor Light, BW-CML1, Computer Monitor Light, SKUH44096, H44096</p>
-------------------------------------------------------------------------------------	--------------------------------------------------------------------------------------------------------------------------------------------------------------------------

[Manuals+.](#)