


# Plumbus User Manual

[Home](#) » [Blamf](#) » **Plumbus User Manual**

**Contents** [ [hide](#)

- 1 PLUMBUS
- 2 URGENT!
- 3 IMPORTANT SAFETY INSTRUCTIONS  
DANGER!
- 4 PARTS
- 5 FEATURES
- 6 USAGE AND RESTRICTIONS
- 7 RESTRICTIONS
- 8 TROUBLESHOOTING
- 9 ACCESSORIES
- 10 FAQ
- 11 WARRANTY
- 12 How It's Made
- 13 Download
- 14 Related Posts

PLUMBUS




## **OWNER'S MANUAL**

### Operating and Servicing Instruction

Welcome to the exciting world of Plumbus ownership!

A Plumbus will aid many things in life, making life easier. With proper maintenance, handling, storage, and urging, Plumbus will provide you with a lifetime of better living and happiness.



**URGENT!**

## **IMPORTANT SAFETY INSTRUCTIONS DANGER!**

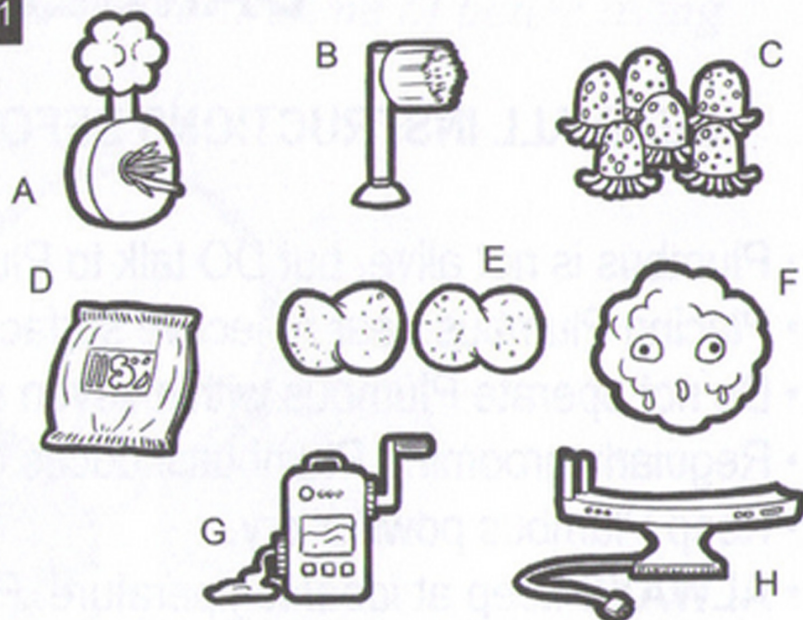
READ ALL INSTRUCTIONS BEFORE USING PLUMBUS.

- Plumbus is not alive, but DO talk to Plumbus for CO<sub>2</sub>.
- Placing Plumbus near reflective surface will result in duplication.
- Do not operate Plumbus within seven seetons of other Plumbuses.
- Regularly grooming Plumbus induces desired behavior.
- Keep Plumbus powder dry.
- ALWAYS keep at ideal temperature. Plumbus will sweat if too hot or cold.
- If TOO RED, return Plumbus immediately to manufacturer, NOT TO STORE.
- Test plumbus on a small area before applying to larger surface.
- Pressing Plumbus against sensory organs will result in sickness or death.
- Exposing Plumbus to atmospheres greater than 8% Branzine not recommended.
- Plumbus may cause emotional disconnect from duties.
- Never stare directly at the parted chumbles. Instead, poke a pinhole in sheet of paper and stare at chumbles through hole.
- If not cleaned regularly, Plumbus will attract Dark Plumbus.
- Plumbus may suddenly expand one size. Take necessary precautions.

## **PARTS**

### **INCLUDED IN BOX:**

1.1

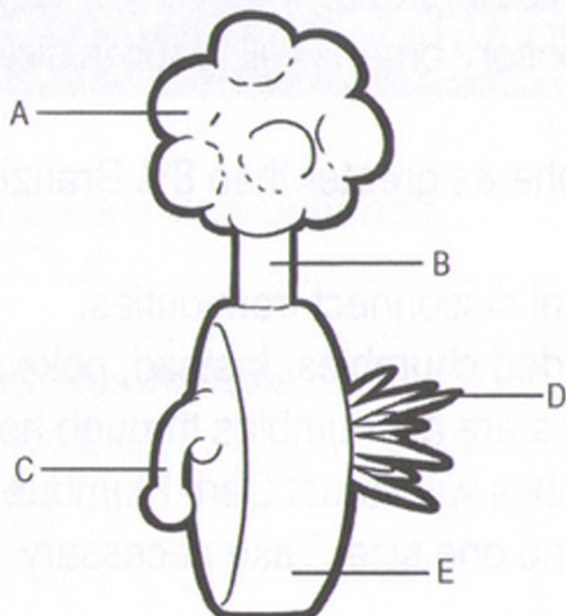


- A. Plumbus
- B. Brushing Unit
- C. Frood Noops
- D. Re-Hydration Packet
- E. Grumbles (large)
- F. Fleeb
- G. Krimkram Lubricator
- H. Warming Tray

Make sure all parts are located before disposing of packing materials.

#### PLUMBUS PARTS:

1.2



- A. Floob
- B. Grodus
- C. Dingle Bop
- D. Chumble
- E. Grumbo

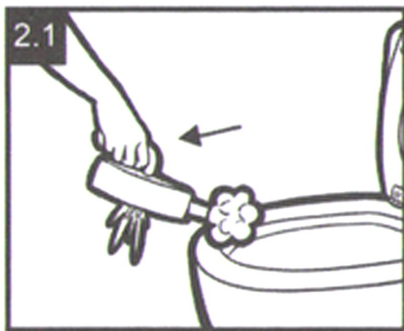
If parts damaged or missing, please call: 555-0100

## FEATURES


- Plumbus now knows!
- Plumbus can get sticky!
- Plumbus is great with kitchens
- Plumbus will make It up to you!
- Plumbus is quishy and flexible for all crevices!
- Plumbus connects to your broods using GHG connective tissue!
- Plumbus is heavier and spongier than ever before!
- New Plumbus is 30% MORE! Check box!
- Plumbus is multi versatile and safe for every room!
- Plumbu is dishwasher safe! Look for the Plumbus-safe Circle ticker!
- Plumbus doubles as a Garbleflug in emergency situation !
- Will defend against Dark Plumbus.

## USAGE AND RESTRICTIONS






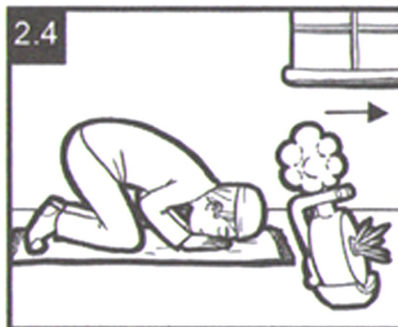
2.1  
Hold Plumbus  
as shown while  
cleaning.



2.2  
Never fully  
cover Plumbus  
while sleeping.



2.3  
Plumbus  
surface is  
hot when  
cooking.



2.4  
Always face  
Plumbus east  
when praying.



2.5  
Place carefully  
in playback  
dock.



2.6  
Always turn  
the Grodus  
to desired  
trim length.

## RESTRICTIONS

- Plumbus is not intended for public use or demonstration.
- Using Plumbus in correlation with Scruplus will result in a "6,00.32 fine.
- If Plumbus revolves faster than 200 RPM: it must be boiled.
- You can't taste water when using Plumbus.
- Outline of Plumbus shouldn't be traced onto paper.
- Don't muss up the Chumble.

## TROUBLESHOOTING

When a minor problem occurs, it usually can be solved by reviewing the list below. All other servicing should be done by an authorized representative.

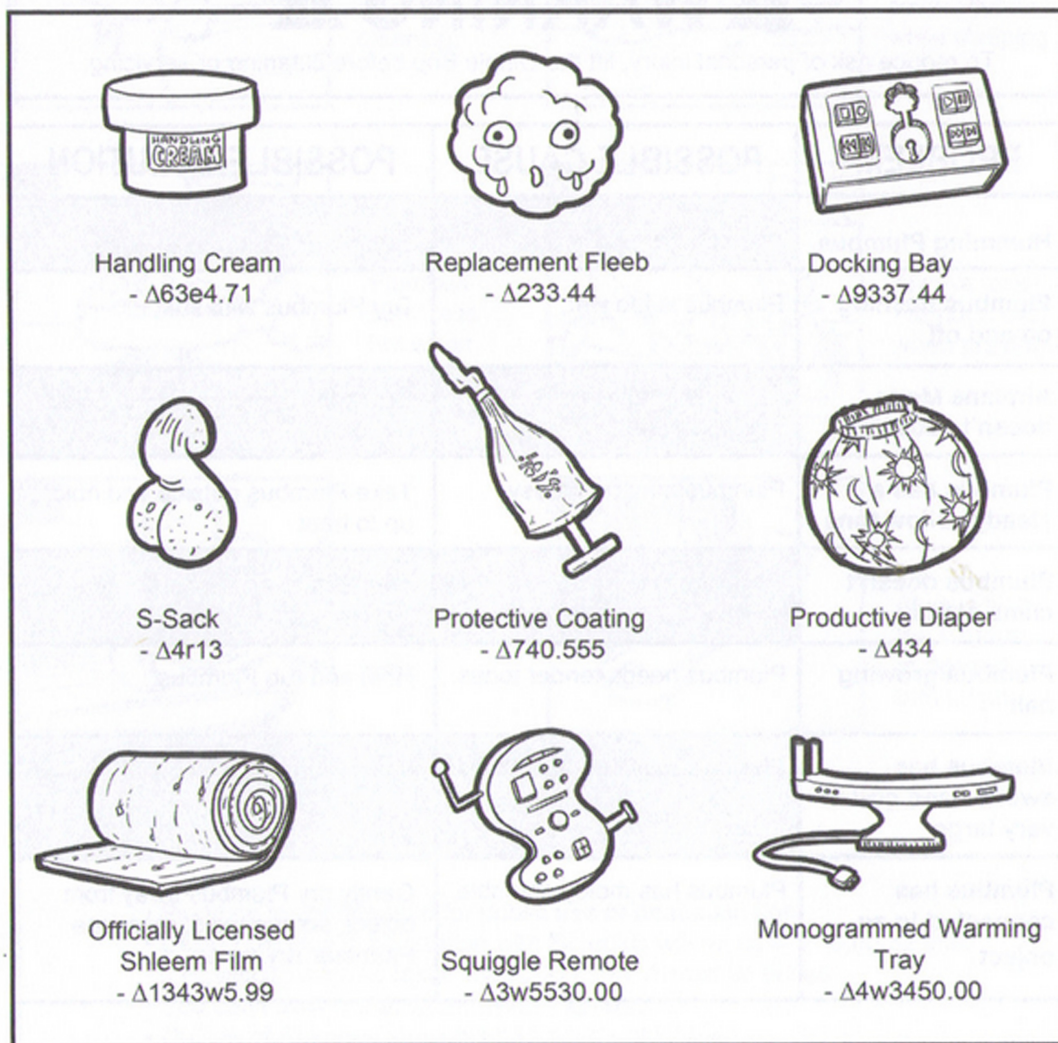
**WARNING:** To reduce risk of personal injury, lift the Dingle Bop before cleaning or servicing.

PROBLEM	POSSIBLE CAUSE	POSSIBLE SOLUTION
Humming Plumbus	Plumbus is too dry.	Submerge Plumbus in dairy.
Plumbus flashing on and off	Plumbus is too wet.	Dry Plumbus with shirt.
Airplane Mode doesn't activate	Plumbus doesn't have transmissions.	Crack the spindle until the fluids run clear.
Plumbus has a steady yellow tone	Plumbus may be greasy.	Take Plumbus outside and hold up to heat.
Plumbus doesn't climb stairs	Floob is long.	Trim Floob.
Plumbus growing hair	Plumbus needs tender tones.	Hold and rub Plumbus.
Plumbus has swollen and gotten very large	Plumbus may be full of fluids.	Drain Plumbus in hot sink.
Plumbus has connected to an object	Plumbus has moldy chumble.	Gently pry Plumbus away from object, scrape mold, massage Plumbus' dry spots.

## ACCESSORIES

Accessories are available for purchase at authorized Plumbus outlets. Prices are subject to temperature or temporal shift.





## FAQ

Q: What is a Plumbus?

A: A Plumbus is a tool used for a variety of jobs around the home. It can be used for such things as a paperweight, doorstop, or to hit your brother with when he tries to take your Plumbus.

Q: How does it work?

A: A Plumbus floats in mid-air by an unknown force and can be moved by applying a force to the end opposite the handle.

Q: What are some of the more popular uses for a Plumbus?

A: Some of the more popular uses include: Cheering up sad people, killing flies, and hitting your brother with when he tries to take your Plumbus.

Q: How long will it take me to learn how to use my new Plumbus?

A: It depends on how smart you are. For most people it takes about one week. However, scientists estimate that the average person uses only 10% of their brain power, so if you're one of these people it may take as long as two weeks. If you're dumber than dirt, you should give up now because you'll never be able to figure it out.

## WARRANTY

### ONE YEAR LIMITED WARRANTY

### WHAT THIS WARRANTY COVERS?



Plumbus & Kimble Inc a subsidiary of Blamf Inc., warrants that for a period of one year from the date of purchase, this Plumbus will be free from defects "" material and workmanship. Blamf at it's option, will repair or replace this product or any component of the product found to be defective during the warranty period.

#### **WHAT THIS WARRANTY DOES NOT COVER?**

We will not cover replacement of the Chumble or the Grodus as those parts are very delicate and hard to tell if they were tampered with It's on you if those break. They are not covered.

#### **OTHER IMPORTANT TERMS**

Warranty voided if Plumbus is taken into the Water Caves or if used to cook fusion foods.

Warranty voided if Plumbus 1s inspected and found to have folds in the flaps. Warranty voided if Plumbus squeaks when shaken.

**Carbonright 401991 Blamf Inc., and Plumbus & Kimble Inc.**

**All Rights Reserved**

#### **How It's Made**

---

#### **Download**

Plumbus User Manual – [ [Download PDF](#) ]

---