



Blackview Tab5 Series Android 12 Tablet User Guide

[Home](#) » [Blackview](#) » Blackview Tab5 Series Android 12 Tablet User Guide 

Contents

- [1 Blackview Tab5 Series Android 12 Tablet](#)
- [2 Product Information](#)
- [3 Product Usage Instructions](#)
- [4 OVERVIEW](#)
- [5 How to insert the TF card](#)
- [6 Language switching settings](#)
- [7 SAR](#)
- [8 Safety](#)
- [9 Maintenance](#)
- [10 FCC](#)
- [11 Documents / Resources](#)
- [12 Related Posts](#)



Blackview Tab5 Series Android 12 Tablet



Product Information

The device contains transmitter(s)/receiver(s) that are exempt from licensing and comply with the Innovation, Science and Economic Development Canada's license-exempt RSS(s).

The device must be operated under the following conditions:

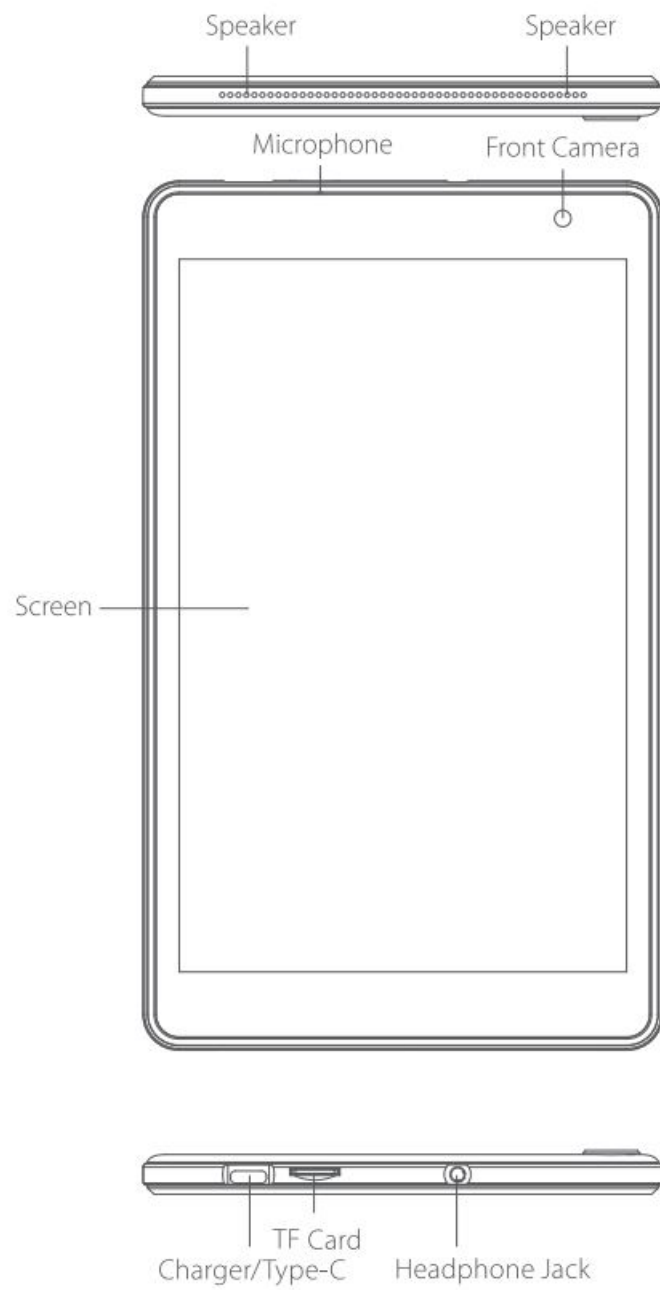
- The device must not cause any interference.
- The device must accept any interference that may cause undesired operation of the device.

Product Usage Instructions

When using the device, ensure that it does not cause any interference to other devices. If you notice any interference, stop using the device immediately and move it away from other devices.

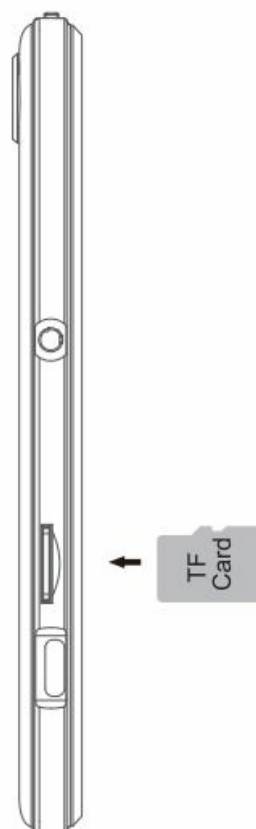
If the device experiences interference from other devices, it must continue to operate as usual. Do not attempt to adjust the device to avoid interference. By following these usage instructions, you can ensure that the device operates smoothly without causing any interference to other devices.

OVERVIEW





How to insert the TF card



How to boot

Non-removable battery. Press the power button for 3-5 seconds to boot

Language switching settings

- Main menu-settings-system setting– language and input method
- Language and input method-language-language adding
- Select the language you need, the system will automatically jump back to the language interface
- Select the icon after the language bar and drag it to the first one.

SAR

- The maximum electromagnetic radiation absorption ratio (SAR) of this product is <2.0W/kg.
- In line with the requirements of the national standard GB 21288-2007.

Safety

Safety- In order to ensure safely using the product, you must strictly abide by the following rules:

- The pad should be at least 15 cm away from any medical implant or rhythm adjuster and never put the device in your coat pocket.
- Do not expose the device and other batteries together with the high temperatures or heat-generating equipment such as sunlight, heaters, microwave ovens, ovens or water heaters. Overheating of the battery can cause an explosion.
- When charging is complete or not charging, disconnect the charger from the device and unplug the charger from the power outlet.
- If the device is equipped with a non-removable battery, do not replace the battery yourself to avoid damaging the battery or device.
- Use of an unapproved or incompatible power source, charger or battery may cause fire, explosion or other hazards.
- Do not disassemble or reset the battery, insert other objects. immerse in water or other liquids to avoid battery leakage, overheating, fire or explosion.
- Do not drop, crush, scratch or puncture the battery to avoid subjecting the battery to excessive external pressure, resulting in internal short-circuit and overheating of the battery.
- The company does not bear the responsibility for accidents caused by non-standard related charging equipment.
- If you want to read the full CE compliance, please check this link: <http://www.blackview.hk/ce/>.

Maintenance

- Thoroughly understand the maintenance of this pad to use the pad more safely and effectively, and extend the service life of the pad as much as possible.
- Please follow the instructions in the manual to open the pad, disassemble the accessories, and do not try other methods.
- Please avoid falling, knocking or shaking your pad. Rough handling of the pad can cause the screen to rupture, damaging the internal circuit board and the delicate structure.
- Do not use chemical solvents or detergents to clean your pad. Wipe the pad case with a soft cotton cloth

dampened with water or a mild soap.

- Clean the lens with a clean, dry, soft cloth. (Example: camera lens) and display.
- If you encounter an abnormal image such as a crash during use, the processing method is as follows: For a pad that cannot remove the battery, please press and hold the power button for more than 12 seconds, the pad will be forced to restart (unlock the pad when restarting) It can solve the general bug; for the pad that can remove the battery, please remove the battery, then insert the battery and restart it to solve the bug.
- When the charger is not in use, please unplug it from the power outlet. Do not connect the battery that has been fully charged to the charger for a long time, as overcharging will shorten the battery life.

FCC

This device complies with part 15 of the FCC rules. Operation is subject to the following two conditions:

1. This device may not cause harmful interference, and
2. this device must accept any interference received, including interference that may cause undesired operation.

Information to the user.

Any changes or modifications not expressly approved by the party responsible for compliance could void the user's authority to operate the equipment. 15.105 Information for the user.

Note: This equipment has been tested and found to comply with the limits for a Class B digital device, pursuant to part 15 of the FCC rules. These limits are designed to provide reasonable protection against harmful interference in a residential installation. This equipment generates, uses and can radiate radio frequency energy and, if not installed and used in accordance with the instructions, may cause interference to radio communications. However, there is no guarantee that interference will not occur in a particular installation. If this equipment does cause harmful interference to radio or television reception, which can be determined by turning the equipment off and on, the user is encouraged to try to correct the interference by one or more of the following measures:

- Reorient or relocate the receiving antenna.
- Increase the separation between the equipment and receiver.
- Connecting the equipment to a socket on a circuit different from that to which the receiver is connected.
- Contact with the provider or a radio f TV technician for help

Specific absorption rate (SAR):

This Tablet meets the government's requirements for exposure to radio waves. The guidelines are based on standards developed by independent scientific organizations through periodic and thorough evaluation of scientific studies. The standards include a margin of safety designed to ensure the safety of all people regardless of their age or health. The FCC Statement of Exposure to RF and the SAR limit for the United States (FCC) is 1.6 W/kg average for each gram of tissue. This device was tested for typical operations of use on the body, with the back of the Tablet at 0mm from the body. To maintain compliance with FCC RF exposure requirements, use accessories that maintain a distance of 0mm between the user's body and the back of the Tablet . The use of belt clips, covers and similar accessories must not contain metallic components in their assembly. The use of accessories that do not meet these requirements may not meet FCC RF exposure requirements and should be avoided.

Functioning in the body

This device was tested for typical operations of use in the body. To comply with RF exposure requirements, a minimum separation distance of 0mm must be maintained between the user's body and the telephone, including the antenna. Third-party accessories such as belt clips, covers and similar accessories used with this device should not contain metallic components, accessories that do not meet these RF exposure requirements and should be avoided from use on the body. Use only the supplied antenna or an approved antenna.

This device contains license-exempt transmitter(s)/receiver(s) that comply with Innovation, Science and Economic Development Canada's licence-exempt RSS(s). Operation is subject to the following two conditions:

1. This device may not cause interference.
2. This device must accept any interference, including interference that may cause undesired operation of the device.

Follow Blackview communtiy, a place where you can share and discuss with Blackview user keep posted with most up-to-day news.




<http://www.blackview.hk>

Shenzhen DOKE Electronic Co.,Ltd

Address: 801, Building3, 7th Industrial Zone, Yulv Community, Yutang Road, Guangming District, Shenzhen, China.

Documents / Resources

	<p>Blackview Tab5 Series Android 12 Tablet [pdf] User Guide 2A7DX-TAB5, 2A7DXTAB5, Tab5, Tab5 Series, Tab5 Series Android 12 Tablet, Android 12 Tablet, Tablet</p>
---	--