

**BITMAIN**  
**Antminer KS5**  
**MinerAsic Trusted**  
**Vendor**



# BITMAIN Antminer KS5 MinerAsic Trusted Vendor Owner's Manual

[Home](#) » [BITMAIN](#) » BITMAIN Antminer KS5 MinerAsic Trusted Vendor Owner's Manual 

## Contents

- [1 BITMAIN Antminer KS5 MinerAsic Trusted Vendor](#)
- [2 Product Using Instructions](#)
- [3 FAQ](#)
- [4 Introduction](#)
- [5 Technical Specifications](#)
- [6 Main Features](#)
- [7 Mineable Cryptocurrencies](#)
- [8 Maintenance](#)
- [9 Device Cleaning and Care](#)
- [10 Documents / Resources](#)
  - [10.1 References](#)
- [11 Related Posts](#)

# BITMAIN

**BITMAIN Antminer KS5 MinerAsic Trusted Vendor**



## Product Using Instructions

1. **Regular Cleaning:** Dust can impair the performance of the cooling fans. Clean the device every 1-2 months, or more often in dusty environments.
  - *Method:* Use a soft cloth, a brush, or compressed air.  
Be careful not to damage the internal components.
2. **Fan Inspection:** Fans are critical for cooling.  
Check their operation every 3-4 months.
  - *Replacement:* Replace defective fans immediately to prevent damage caused by overheating.

## FAQ

- **Why Choose Antminer KS5 (20 TH/s)?**
  - The Antminer KS5 is a top-of-the-line ASIC miner with a hash rate of 20 TH/s, designed for Kaspa mining using the KHeavyHash algorithm. It offers high efficiency and performance for professional miners seeking optimal results in Kaspa and other compatible cryptocurrencies.
- **Where can I purchase the Antminer KS5?**
  - You can purchase the Antminer KS5 (20 TH/s) directly from the Bitmain official website or through premium resellers like MinerAsic.
- **How often should I clean my Antminer KS5?**
  - It is recommended to clean your Antminer KS5 every 1-2 months, especially in dusty environments, to maintain optimal performance and prevent dust build-up that can affect cooling.

## Complete Guide to the [Antminer KS5 \(20 TH/s\)](#)

### Introduction

- The [Antminer KS5 \(20 TH/s\)](#) from Bitmain is a top-of-the-line ASIC miner designed for Kaspa (KAS) mining using the KHeavyHash algorithm.
- With a hash rate of 20 TH/s and power consumption of 3000W, this device is an excellent choice for professional miners seeking high efficiency and performance in Kaspa and other cryptocurrencies compatible

with KHeavyHash.

- This guide provides a detailed overview of the Antminer KS5's technical specifications, purchase options, maintenance best practices, safe overclocking methods, and other important aspects to maximize the use of this device.

## Technical Specifications

- Technical Specifications of the [Antminer KS5 \(20 TH/s\)](#)

## Main Features

### Feature Details

- Manufacturer Bitmain
- Model Antminer KS5 (20Th)
- Also Known As Antminer KS5 Kasper Miner
- Release Date March 2024
- Mining Algorithm KHeavyHash
- Maximum Hashrate 20 TH/s
- Power Consumption 3000 W
- AC Input Voltage 342~418 V
- Interface Ethernet
- Dimensions 195 mm x 290 mm x 430 mm
- Weight 16.1 Kg
- Operating Temperature 5°C – 45°C
- Operating Humidity 5% – 95%

## Mineable Cryptocurrencies

- The [Antminer KS5](#) supports mining cryptocurrencies that use the KHeavyHash algorithm, including:

### Cryptocurrency Symbol Algorithm

- Kasper KAS KHeavyHash

Where to [Buy the Antminer KS5 \(20 TH/s\)](#)

### Purchase Options

- You can buy the Antminer KS5 (20 TH/s) directly from the Bitmain official website or from premium resellers.

### Purchase Platform Link Note

- Bitmain Official Store [www.bitmain.com](http://www.bitmain.com) Direct purchase from the manufacturer
- Premium Resellers <https://minerasic.com/> Official warranty and support

- [ASIC Miner Price](#): Why [MinerAsic](#) is Your Best Choice

When purchasing an ASIC miner, price is a key factor, but it is essential to also consider quality, reliability, and support. MinerAsic stands out as one of the leading global resellers, offering competitive prices without compromising on performance or service.

### Why Choose [MinerAsic](#)?

1. **Top-Quality Products:** MinerAsic offers high-performance miners from trusted brands, ensuring durability and efficiency.
2. **Competitive Pricing:** MinerAsic combines affordable prices with exceptional quality, providing the best long-term return on investment.
3. **Expert Support:** With professional installation assistance, troubleshooting, and reliable warranty coverage, MinerAsic ensures a seamless mining experience.
4. **Global Trust:** Known for its professionalism and customer service, MinerAsic is a trusted partner for miners worldwide.

In short, MinerAsic delivers the perfect blend of quality, support, and value, making it a top choice for serious miners.

### Maintenance

- [Antminer KS5 \(20 TH/s\)](#) Maintenance

### Device Cleaning and Care

To keep your Antminer KS5 in perfect condition, it's essential to follow a regular maintenance routine.

1. **Regular Cleaning:** Dust can impair the performance of the cooling fans. Clean the device every 1-2 months, or more often in dusty environments.
  - **Method:** Use a soft cloth, a brush, or compressed air. Be careful not to damage the internal components.
2. **Temperature Monitoring:** Maintain the temperature between 5°C and 45°C to prevent overheating and damage to internal components.
  - **Solution:** Place the miner in a well-ventilated area. Use additional cooling systems if necessary.
3. **Fan Inspection:** Fans are critical for cooling. Check their operation every 3-4 months.
  - **Replacement:** Replace defective fans immediately to prevent damage caused by overheating.
4. **Firmware Updates:** Keeping the miner's firmware updated is essential to optimize performance and fix potential bugs.
  - **Frequency:** Regularly check the "Firmware" section in the device's web interface.

### Overclocking the [Antminer KS5 \(20 TH/s\)](#)

#### What is Overclocking?

- Overclocking increases the miner's calculation speed (hash rate), but it requires caution to avoid long-term

damage.

- By increasing the frequency, both energy consumption and heat production rise, so it's crucial to monitor these parameters carefully.

## Overclocking Procedure

1. Access the miner's web interface via your browser, by entering the device's IP address.
2. Go to the "Overclocking" section and gradually increase the clock frequency (by 5% at a time).
3. Carefully monitor the temperature and energy consumption to prevent damage.

## Precautions for Overclocking

- **Cooling:** Increasing frequency generates more heat. Ensure your cooling system is adequate.
- **Stability Testing:** After each adjustment, test the device to ensure it is stable and operating correctly.

## Tips for Optimal Use

1. Initial Setup and Installation:
  - **Placement and Installation:** Choose a well-ventilated area free of dust and away from direct heat sources to maximize efficiency.
  - **Use Certified Power Supplies:** Use efficient power supplies to prevent energy losses and overloads.
2. Troubleshooting Common Issues:
  - **Connection Issues:** If you can't connect to the mining pool, check the IP settings and network connection.
  - **Hardware Failures:** Identify common hardware failures, such as fan or power supply problems, and replace faulty components.
  - **Software Errors:** For system errors or crashes, try restarting the miner or performing a software reset.
3. Device Security:
  - **Protection from External Attacks:** To safeguard your miner from cyberattacks, use a VPN and configure a firewall on the device.
  - **Security Updates:** Ensure that the firmware is always up-to-date to fix security vulnerabilities and improve performance.
4. Periodic Maintenance and Prevention:
  - **Check Cables and Connectors:** In addition to cleaning and fan inspection, regularly check the power cables and connectors to prevent malfunctions.

## The Importance of Maintaining Low Humidity Levels in Mining Rooms or Farms

- Humidity management in a mining facility is crucial for ensuring the reliability, efficiency, and longevity of the hardware.
- Proper humidity control prevents damage to sensitive electronic components and helps maintain an optimal environment for mining devices.
- In this section, we'll explore why humidity control is vital, the risks associated with high humidity, and best practices for managing your mining farm's humidity.

## Risks of High Humidity Levels

Excessive humidity can have a direct negative impact on the performance and lifespan of mining devices like the Antminer KS5. Key risks include:

1. **Corrosion of Electronic Circuits:** High humidity promotes condensation inside ASIC units, leading to corrosion of critical electronic components like motherboards, connectors, and PCBs. This accelerates wear and increases maintenance costs.
2. **Overheating and Performance Degradation:** High humidity can reduce the effectiveness of cooling systems, leading to overheating and performance degradation.
3. **Electrical Failures and Short Circuits:** Humidity can cause short circuits when it comes into contact with electrical components, potentially damaging the miners irreparably.

## Optimal Humidity Control

To minimize the risks, humidity levels should be maintained between 40% and 60%. Strategies for achieving this include:

1. **Humidity Monitoring:** Use hygrometers to track humidity levels and alert you when they exceed safe thresholds.
2. **Industrial Dehumidifiers:** These devices are designed to remove excess moisture and maintain controlled humidity levels.
3. **Adequate Ventilation:** Use mechanical ventilation and fans to ensure continuous air exchange, preventing overheating and moisture buildup.
4. **Temperature Control:** Keep the ambient temperature constant (18°C – 25°C) to prevent condensation.
5. **Insulation and Prevention:** In humid environments, use waterproofing materials and seal cracks to prevent moisture from entering the space.

Proper humidity control helps ensure the longevity, performance, and safety of mining devices and also prevents costly failures and downtime.

## The Importance of a Holistic Approach to Choosing an [ASIC Miner](#)

When evaluating profitability, it's important to consider various factors beyond just hash rate and energy consumption. While these two factors are essential, profitability in cryptocurrency mining depends on many variables. A holistic approach will help you make the most informed decision.


1. **Diversification:** A multi-algorithm miner can adapt to different mining conditions and maximize profitability.
2. **Cost of Hardware:** Consider the upfront cost of hardware and calculate how long it will take to recoup that investment.
3. **Mining Strategy:** If you're in an area with low electricity costs, consider investing in solar panels or renewable energy to increase profitability.
4. **Long-Term Viability:** ASIC miners designed for a single algorithm may become obsolete, so diversifying across cryptocurrencies can provide more stability.

By following these recommendations, you can maximize the performance of your [Antminer KS5](#) (20 TH/s) and ensure long operational life while optimizing your returns.



The [Antminer KS5 \(20 TH/s\)](#) is an excellent choice for miners looking to enter the Kasper mining world. With high

computing power and efficient energy consumption, it is an ideal solution for professional miners. By following regular maintenance practices, ensuring proper cooling, and safely overclocking, you will keep the device in optimal condition and maximize profits.

## Documents / Resources

	<a href="#">BITMAIN Antminer KS5 MinerAsic Trusted Vendor</a> [pdf] Owner's Manual Antminer KS5, Antminer KS5 MinerAsic Trusted Vendor, MinerAsic Trusted Vendor, Trusted Vendor, Vendor
---	---

## References

-  [BITMAIN](#)
-  [MinerAsic- IT Trusted Vendor Cryptocurrency Mining Hardware](#)
- [User Manual](#)

[Manuals+](#), [Privacy Policy](#)

This website is an independent publication and is neither affiliated with nor endorsed by any of the trademark owners. The "Bluetooth®" word mark and logos are registered trademarks owned by Bluetooth SIG, Inc. The "Wi-Fi®" word mark and logos are registered trademarks owned by the Wi-Fi Alliance. Any use of these marks on this website does not imply any affiliation with or endorsement.