



BIGGERFIVE Vigor2ca3 User Guide

[Home](#) » [BIGGERFIVE](#) » BIGGERFIVE Vigor2ca3 User Guide 

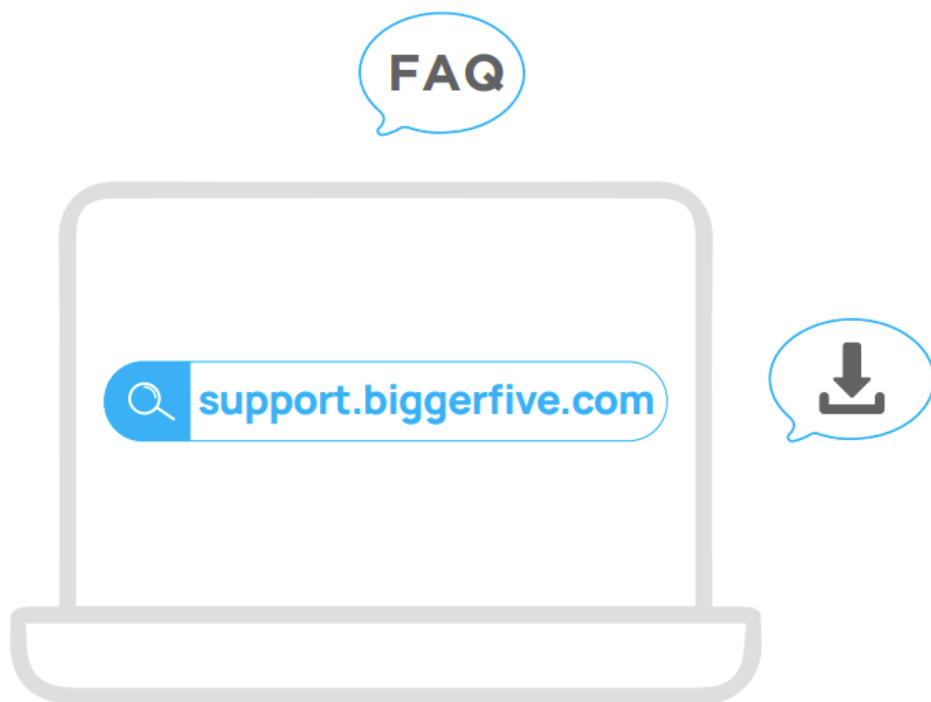
BIGGERFIVE Vigor2ca3 User Guide



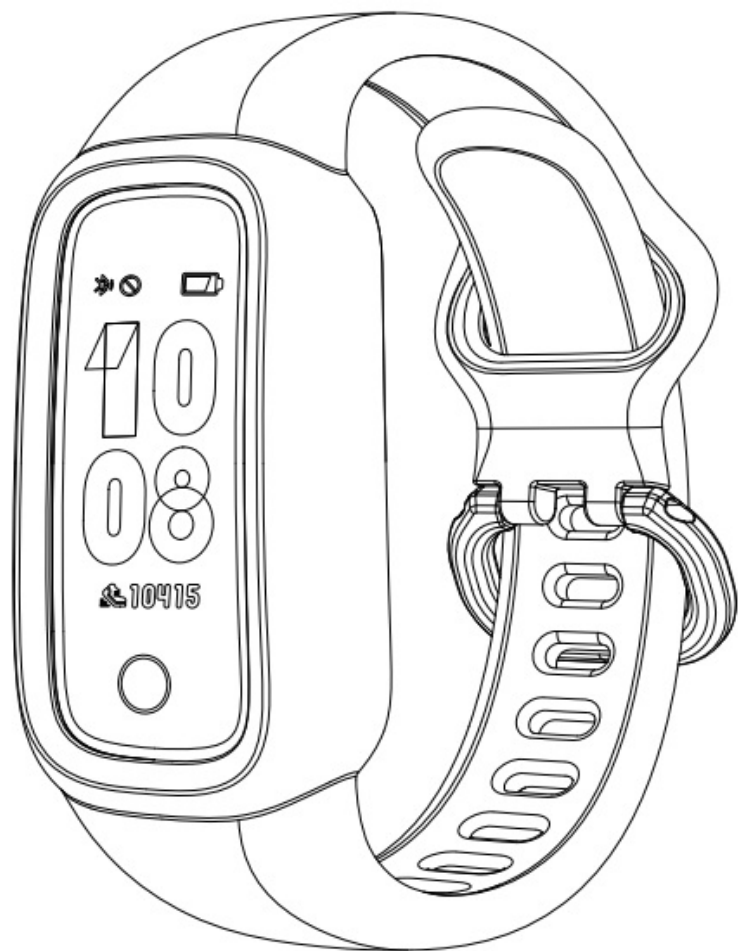
Contents

- [1 Instructions](#)
- [2 Touch Key](#)
- [3 FCC Requirement](#)
- [4 Documents / Resources](#)
- [5 Related Posts](#)

Instructions



Compatibility




iOS 8.0[†]



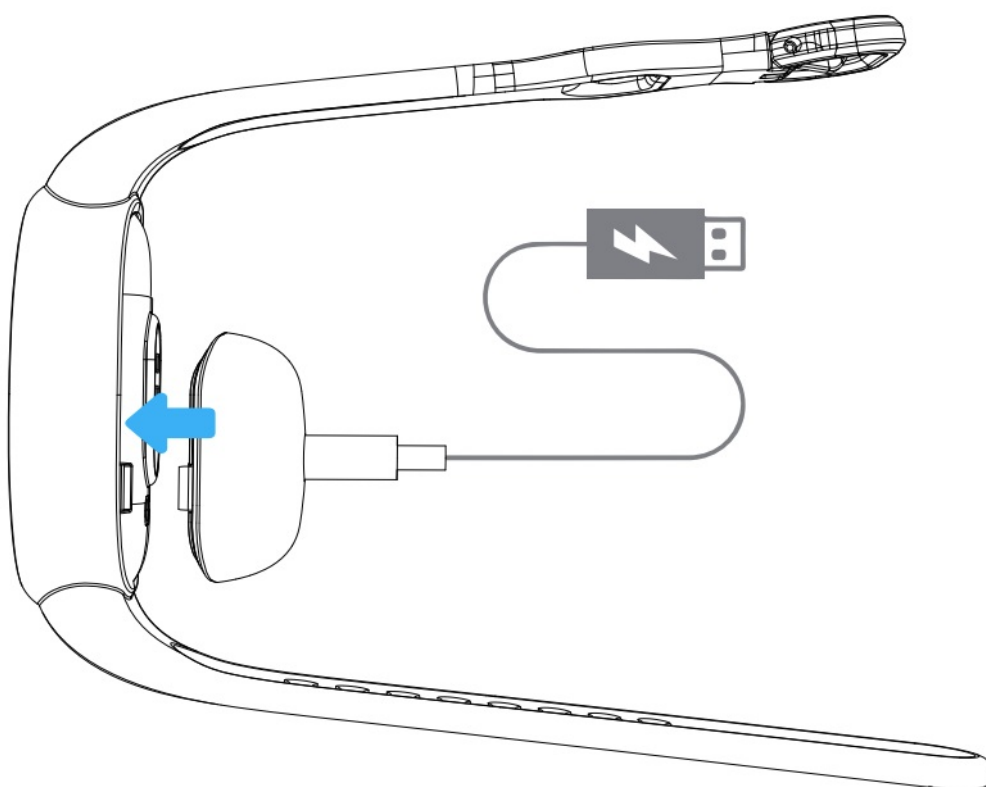
Android 4.4[†]



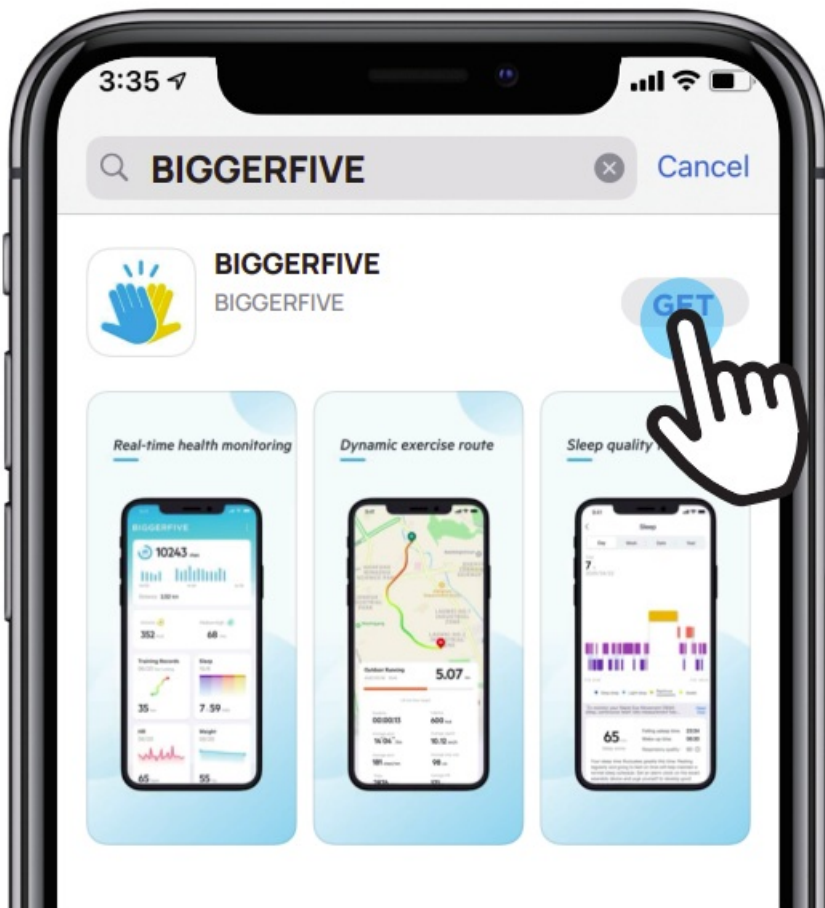
Touch Key



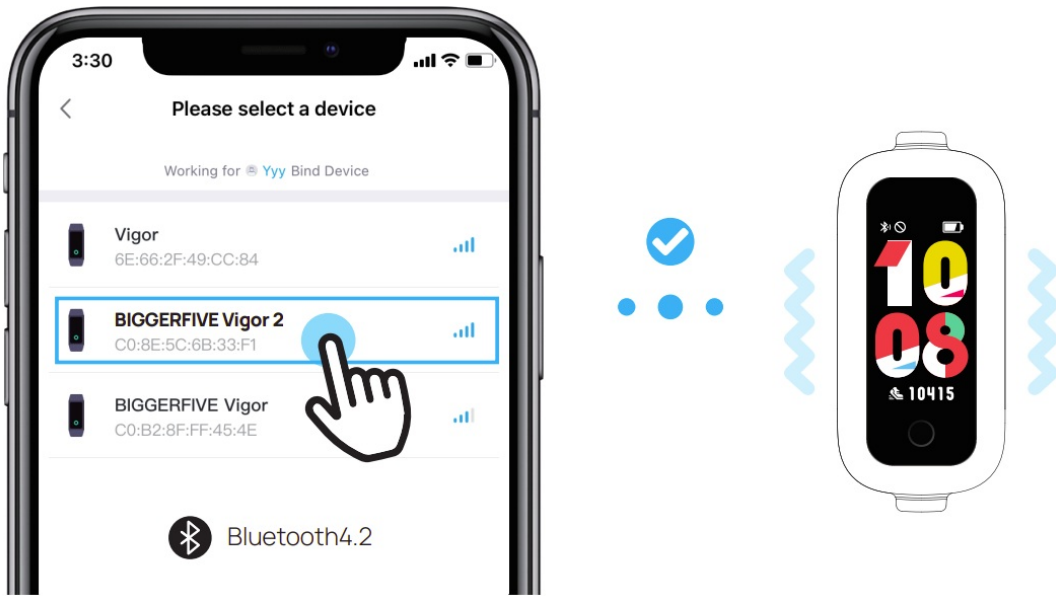
Charge



Download APP



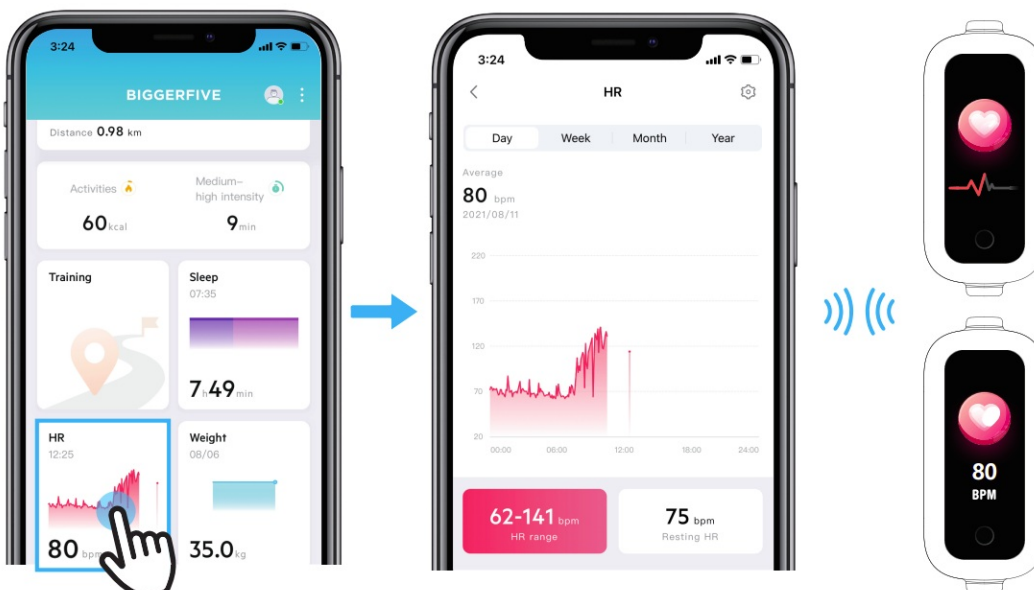
Pair



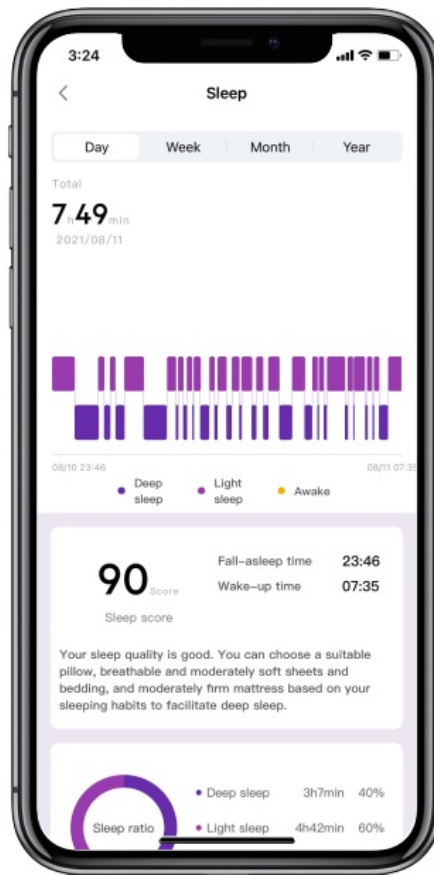
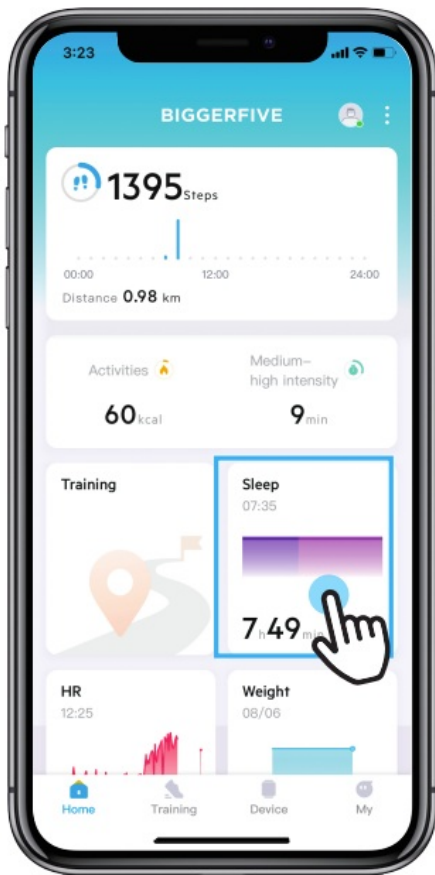
Activity Tracking



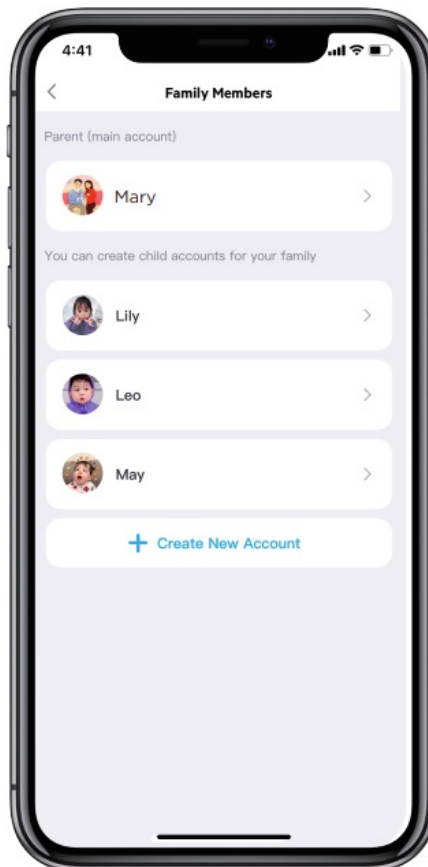
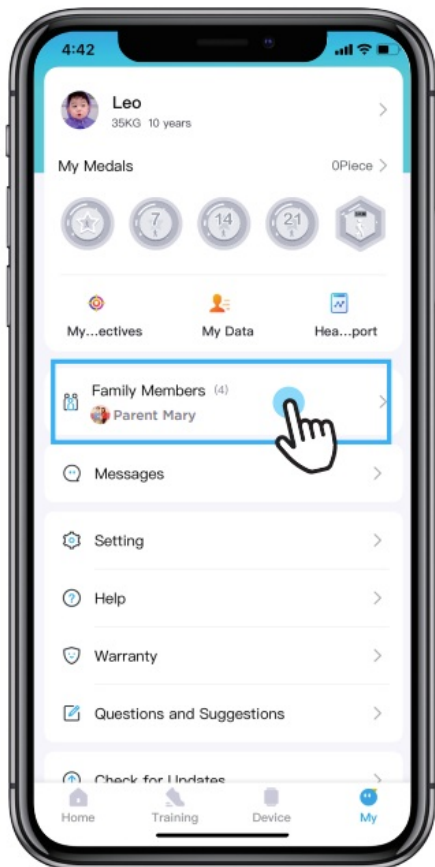
Heart Rate Monitoring



Sleep Tracking



Family Account



Multi-sport Modes



Multiple Watch Faces



Alarm Clock



Manufacture Code	BF200	Screen Type	0.96 " TFT-LCD
Battery Capacity	90mAh	Charging Voltage	5V±0.2V
Charging Time	About 2 Hours	Battery Life	5-7 Days
Waterproof	IP68	Weight of Product	21.3g
Operating Temperature	0°C-60°C	Bluetooth Version	BLE4.2
Product Frequency	2402-2480MHz	FCC-ID	2A2Z2-VIGOR2

FCC Requirement

Changes or modifications not expressly approved by the party responsible for compliance could void the user's authority to operate the equipment.

This device complies with Part 15 of the FCC Rules. Operation is subject to the following two conditions:

1. this device may not cause harmful interference, and
2. this device must accept any interference received, including interference that may cause undesired operation.

Note: This equipment has been tested and found to comply with the limits for a Class B digital device, pursuant to Part 15 of the FCC Rules. These limits are designed to provide reasonable protection against harmful interference in a residential installation. This equipment generates, uses, and can radiate radio frequency energy, and if not installed and used in accordance with the instructions, may cause harmful interference to radio communications. However, there is no guarantee that interference will not occur in a particular installation. If this equipment does cause harmful interference to radio or television reception, which can be determined by turning the equipment off and on, the user is encouraged to try to correct the interference by one or more of the following measures:

- Reorient or relocate the receiving antenna.
- Increase the separation between the equipment and receiver.



- Connect the equipment into an outlet on a circuit different from that to which the receiver is connected.
- Consult the dealer or an experienced radio/TV technician for help.

For FAQs and more information, please visit:

support.biggerfive.com



Documents / Resources

  <p>VIGOR 2 Quick Start Guide</p>	<p>BIGGERFIVE Vigor2ca3 [pdf] User Guide Vigor2ca3, BIGGERFIVE, BIGGERFIVE, BIGGERFIVE, Vigor, Kids, Fitness, Tracker, Watch, for Girls, Boys, Ages, 5-12, IP68, Waterproof, Activity, Tracker, Pedometer, Heart, Rate, Sleep, Monitor, Calorie, Step, Counter, Watch, B0B49TRGJ8, B09GK72DV7, B0B8CWMT9N, B09GK4WXJH, B09GK8SD27</p>
---	---

[Manuals+](#)