



BIGBIG WON R100 PRO Wireless Bluetooth Controller Adapter Instructions

[Home](#) » [BIGBIG WON](#) » BIGBIG WON R100 PRO Wireless Bluetooth Controller Adapter Instructions 



Adapter Instructions

Contents

- [1 How to upgrade R100 PRO Firmware?](#)
- [2 How to check the firmware version?](#)
- [3 Documents / Resources](#)
 - [3.1 References](#)
- [4 Related Posts](#)

How to upgrade R100 PRO Firmware?

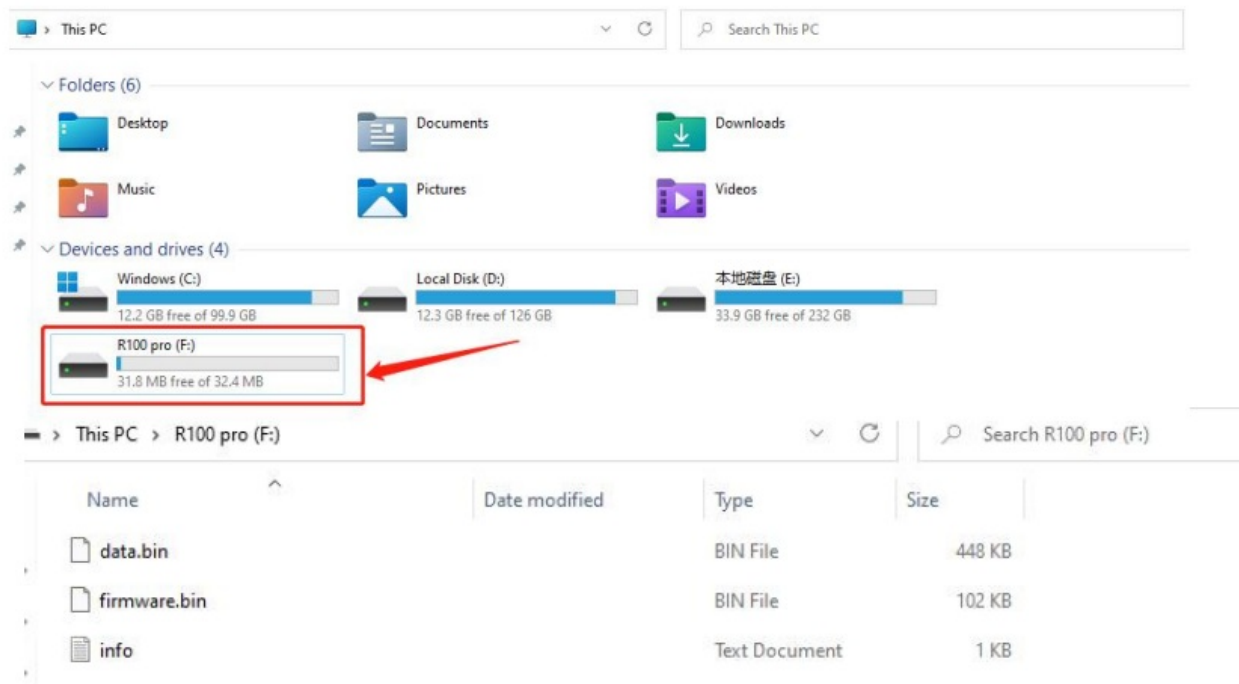
*** Please only upgrade the firmware if your controller is Xbox Elite Series 2 which could not work normally. Please do not upgrade the firmware if your controller is NOT Xbox Elite Series 2.

*** Firmware upgrading could only be done on your Windows PC.

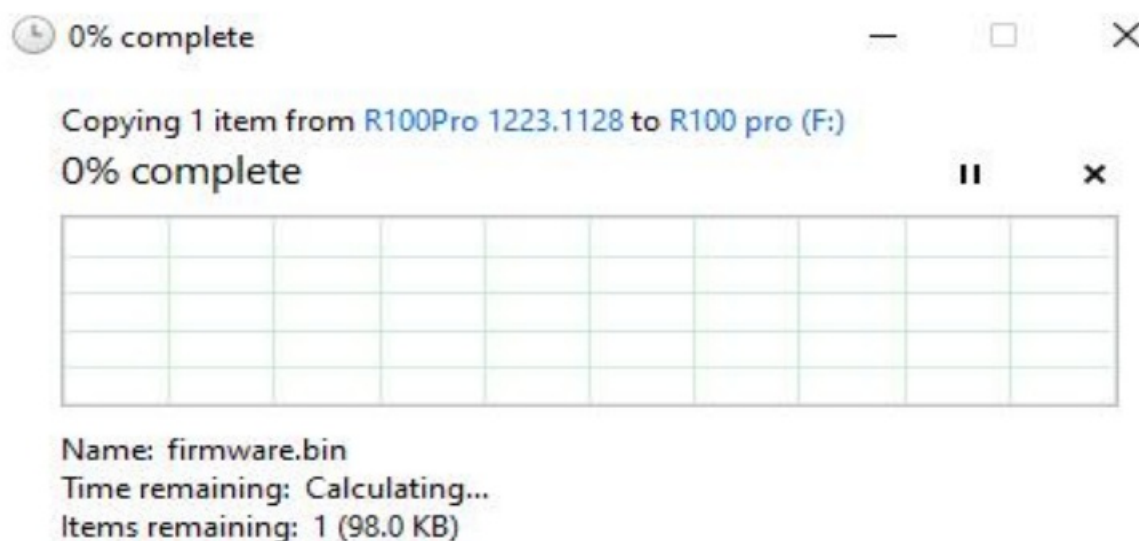
*** Please follow the steps below one by one.

1. Please close and exit the antivirus software if installed on your computer.
2. Press and hold the button at the bottom of the R100 pro adapter and plug it into the USB port of the PC. The indicator light will be always on in orange, and it enters the upgrade mode.
3. Open the “R100 pro” disk in the “Devices and drives” in this PC.

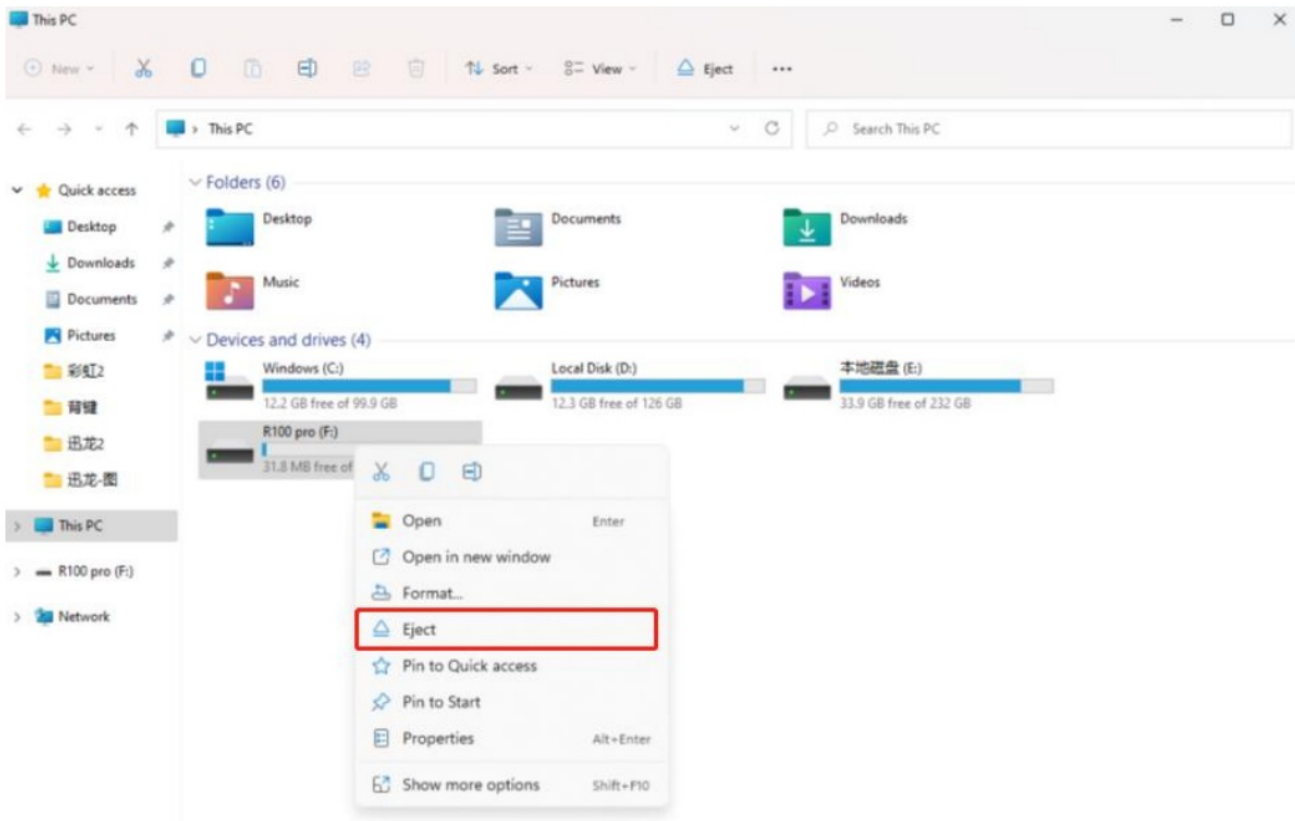
Do NOT open any files in R100 Pro Disk



4. Download firmware from <https://www.bigbigwon.com/support/adapter/r100pro-download/>
5. Unzip the downloaded firmware package. Drag the “firmware.bin” from the Unzipped “BIGBIGWON R100Pro FirmwareV1.3211213” file into the opened “R100Pro” disk, and the following dialog box will pop up.
6. Click “Replace the file in the destination” to upgrade.
7. Upgrading.

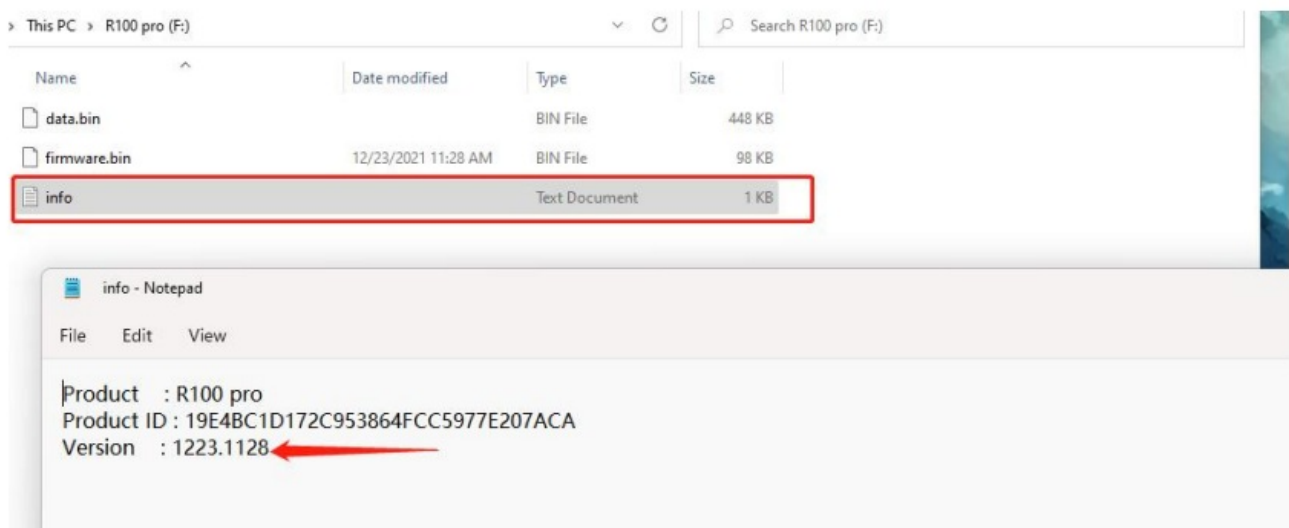


8. When it is 100% complete, the upgrade progress box above will be closed, and the “firmware.bin” file is replaced successfully.
 - Do not open any files in R100 Pro Disk at this time.
9. Right-click the “R100 Pro” disk and click “Eject” to unplug R100 Pro and the upgrade is complete.
 - When upgrading, do not close any windows. Only replace the file named “firmware”, and do not move other files.
 - Never open the “firmware bin” file.



How to check the firmware version?

Press and hold the button at the bottom of the R100 Pro adapter. Plug it into the USB port in the PC, and the indicator light is always on in orange, then it has entered the upgrade mode. Double-click to open the “info” document in the “R100 Pro” disk, and you will see the firmware version.




Kindly Note:

- If your Xbox Elite Series 2 controller firmware version is between 5.13.3146.0 and 5.11.3118.0, the firmware version of R100 PRO should be: V1.321.1213 (Firmware needs to be upgraded)
- If your Xbox Elite Series 2 controller firmware version is lower than 5.11.3118.0, the firmware version of R100 PRO should be: 708.1625 (Firmware does not need to be upgraded)



Documents / Resources

	<p>BIGBIG WON R100 PRO Wireless Bluetooth Controller Adapter [pdf] Instructions R100 PRO, Wireless Bluetooth Controller Adapter, Bluetooth Controller Adapter, Controller Adapter, Wireless Adapter, Adapter, R100 PRO</p>
---	--

References

-  [R100Pro Download - BIGBIG WON](#)