



Bhati Neuradiant 1070 Brain Photobiomodulation Device User Manual

[Home](#) » [Bhati](#) » Bhati Neuradiant 1070 Brain Photobiomodulation Device User Manual 

Bhati Neuradiant 1070 Brain Photobiomodulation Device User Manual



Please note this is not a medical device. This product is not intended to diagnose, treat, cure or prevent any disease. These statements have not been evaluated by the Food and Drug Administration.

Contents

- [1 GETTING STARTED](#)
- [2 CONSULTATION](#)
- [3 PROGRAMS](#)
- [4 SAFETY GUIDELINES](#)
- [5 SERVICE GUARANTEE](#)
- [6 DISCLAIMERS](#)
- [7 APPENDIX](#)
- [8 Documents / Resources](#)
 - [8.1 References](#)

GETTING STARTED

Packing List & Accessories



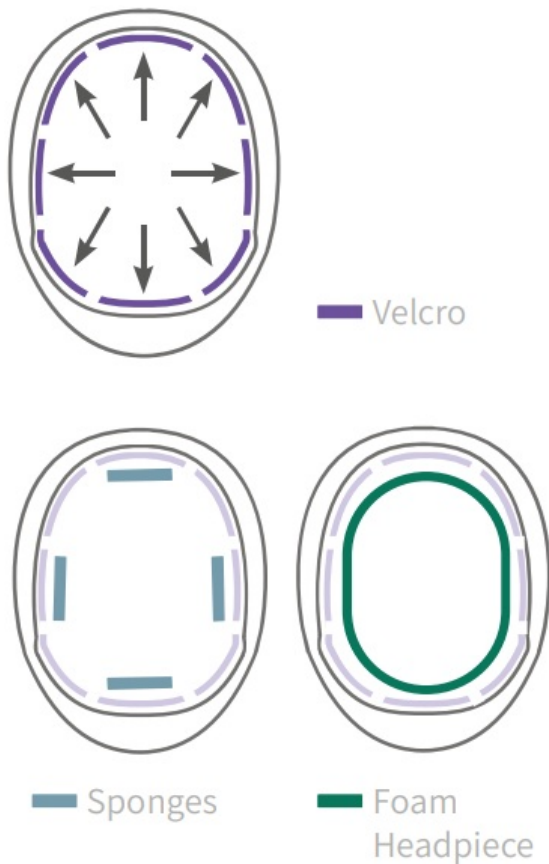
Helmet	Fixation Sponges
Handbag	Instruction Manual
Power Adapters	Quick Start Guide
Control Box	Connection Cables
Foam Headpiece	Velcro

Set up

Fitting Guide

Remove the helmet and components from the case. Take the Velcro strips from the adhesive paper and apply onto the inside of the helmet as shown in the diagram. Apply the sponges or foam headpiece onto the Velcro so the unit is fitted during use. Do not place any Velcro on the clear plastic inside the helmet.

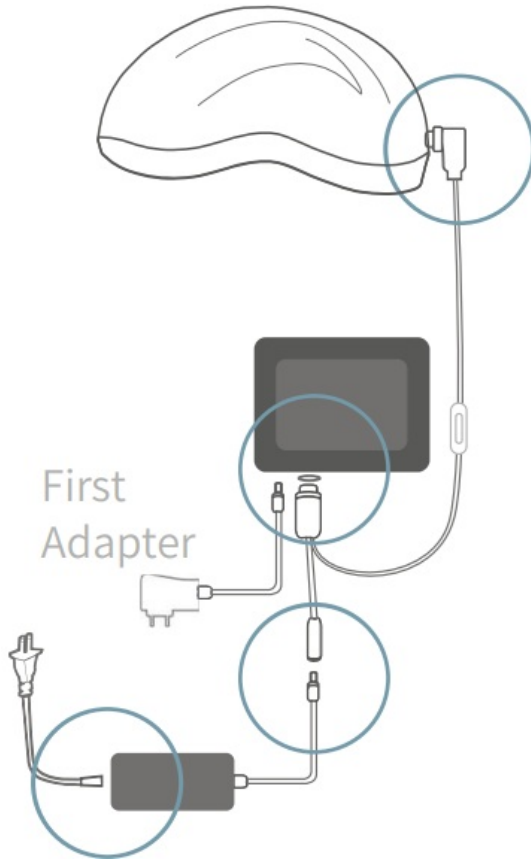
Bottom View



Turn on the Device

Connect the helmet with the controller, connect the controller with the first power adapter.

Connect the controller with the second power adapter.



After connecting the cables, you can turn on the device via the button on the top right.



CONSULTATION

A T-hour consultation is offered to those who purchased the Neuradiant 1070 and is designed to ensure safe and effective use of the device for improving general health and wellness. We will answer questions on the use of the different programs, answer specific questions you may have, and construct a 'real world' set of metrics that will define clinical progress. To book your consultation, please email us at: tech4brains@bhakticlinic.com

Customers who purchased the **Neuradiant 1070** with the 4 quadrant function will be provided with a code (see page 9) to access the clinical protocols and an appointment link to arrange your **90-day personalized consultation**.

PROGRAMS

The four default programs are designed to provide specific types of stimulation to support the establishment of specific physical and mental states. We recommend using the device twice a day, morning and evening.

We do not recommend exceeding this daily use.

Program Inputs

Each program is unique and made up of three main inputs; time, pulse rate, and intensity which are outlined below.

Time

The amount of time the program will run from start to finish. The unit will Hme make a beep at the start and end of 00:00 the chosen program. **The maximum time for a program is 30 minutes.**

Time
00:00

Pulse Rate

The pulse rate is the frequency that Pulse Rate the light flashes every second. At 10Hz 00 the light will flash 10 times per second, similarly at 40Hz it will be 40 times per second. The maximum pulse rate is 9999 Hz.

Pulse Rate
00

Intensity

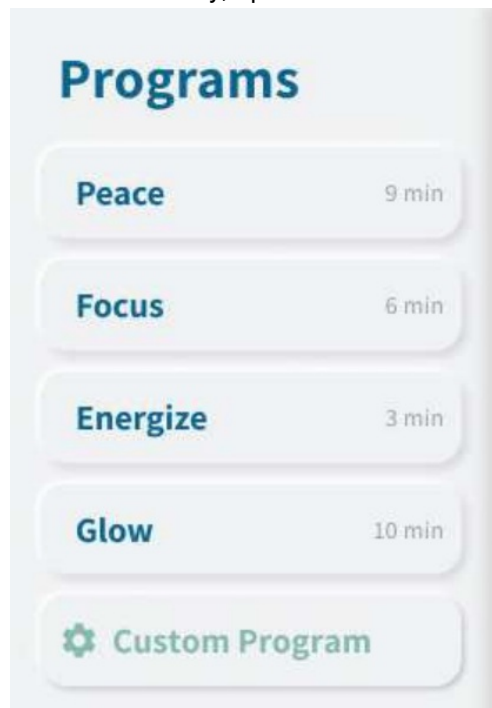
This reflects the duty cycle of the light or the amount of time in which the light will be on for every pulse. For example, if the light pulses at an intensity of 26% once a second, it means that the light will remain on for only 0.25 seconds. **With full intensity of 100%, no pulse rate can be set.**

Intensity


Program Descriptions

Understanding the default Programs

Each default program has been developed with different inputs. After running the program, we recommend turning Focus emin off the device. Notice the effects from the device, if you Programs memis o feel positive effects and wish Glow 10min to continue the therapy, you can increase in increments of &5 Custorm rograr 2 minutes each day, up to a maximum of 20 minutes.



Peace

This program uses a 10Hz pulse rate associated with alpha brain waves, fostering a relaxed and restful state of consciousness. The light intensity is low so that you can enjoy a longer exposure time of 9 minutes. This program can be used with meditation activities or other integrative mind-body awareness practices to calm the central nervous system further.



Time	9 min
Pulse Rate	10 Hz
Intensity	25%

Focus

The Focus program uses a 40Hz pulse rate associated with gamma brain waves. Gamma brain waves have shown improved cognitive functioning, including shortterm memory, reaction time, mental flexibility, and positive neurophysiological effects. The recommended duration is 6 minutes. We encourage starting with 3 minutes, pausing to notice how you feel before continuing with the second 3-minute session.



Time	6 min
Pulse Rate	40 Hz
Intensity	50%

Energize

The Energize program boosts cortical blood flow, giving more oxygen to the brain. The 20Hz Beta brain waves help to increase attention and clarity. This pulse rate is also associated with increased adenosine triphosphate

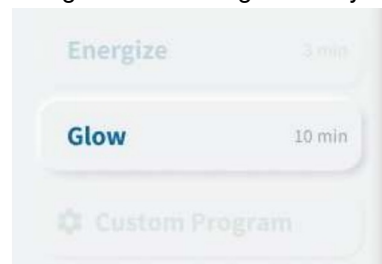
(ATP) production. The duration of this program is slightly shorter as the intensity is higher, giving you a short burst of energy.



Time	3 min
Pulse Rate	20 Hz
Intensity	75%

Glow

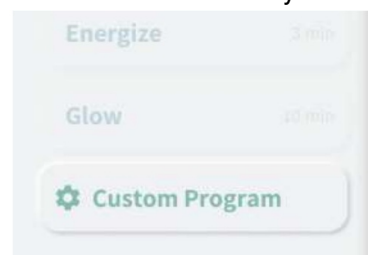
Encourages renewal and revitalization of cellular health, increasing blood flow and aiding removal of waste products. This program can be used for supporting general brain wellness, and for recovery after a period of ill health. This program also has cosmetic and dermatological applications as it improves the blood flow to the skin by stimulating elastin that improves skin appearance and enhancing blood flow to the scalp and thus promoting hair growth resulting in a truly healthy glow. This program does not use pulsing as the intensity is set to 100%.



Time	10 min
Pulse Rate	- Hz
Intensity	100%

Custom Program

These are individualized programs developed in consultation with a qualified clinician. Each program is customized to efficiently achieve your personal wellness goals.



Time	- min
Pulse Rate	- Hz
Intensity	- %

Clinical Protocols & 4 Quadrant Functionality

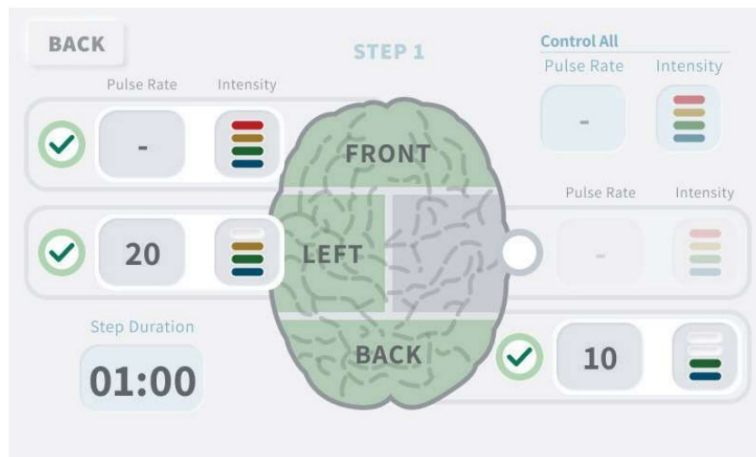
Clinical Protocols are exclusively for use with the 4 quadrant feature which can only be used when purchased with 3 months of consultation with a qualified clinician. If you have bought the Neuradiant 1070 and wish to upgrade the device, please contact tech4brains@bhakticlinic.com.

There is growing recognition in the neuroscience community regarding the role of brain networks as being a primary driver in overall brain performance. Efficient communication among and between brain networks is a principal focus in developing effective digital neurotherapeutic (DN) applications. Neuronic is contributing to the advancement of DN applications with the introduction of the Neuradiant 1070 with 4 quadrant function, by providing independently programmable pulse frequency, intensity, and duration to four key brain quadrants (front, back, left, right) and thereby allowing users to define specific regions for customized stimulation protocols.

Clinical Protocol Passcode:

Note: Only available with 4 quadrant device.

The image below is the control settings for the 4 quadrant feature and should be used under the guidance of a qualified clinician.



In order to optimize the benefit for each user, we include a personalized consultation process. The consultation process has 3 basic components; assessment, protocol design and implementation, as well as continuous integration. Each individual has their own case history, resources, and expectations and therefore the goal of the consultation is to understand and incorporate those factors into the Neuradian 1070 protocol(s) they'll be using.

The initial consultation will include a thorough review of the personal assessment materials the user will have previously completed and returned to Neuronic. The review of past experiences and concerns will support the consultant in advising on the photobiomodulation protocol design, establish 'real world' metrics for evaluating progress, and suggestions for obtaining further consultation or support. At this time, users will be instructed and practice the safe and efficient use of the Neuradian 1070 and how to modify a protocol.

SAFETY GUIDELINES

General Guidelines

Photobiomodulation demonstrates a dose-response curve which means that there is a 'sweet spot' wherein the stimulation has the most positive impact on our cells and tissues.

Too little stimulation provides little benefit, and too much stimulation can cause a diminishment of response.

We therefore strongly suggest that users accept two basic principles:

- More is not necessarily better. We've seen many instances wherein the best results come after relatively small amounts of stimulation, especially when it is delivered with the right pulse frequency and intensity.
- Indications that you have had too much light stimulation can occur during or shortly after (30 seconds to 10 minutes) completing a protocol. They can also appear after a few hours. If you know you are particularly sensitive to energetic or pharmaceutical stimulation in general, then we suggest that you use the device for a few minutes initially and build up the usage gradually. If indications persist, consult your healthcare professional

and contact Neuronic for additional support.

Helmet & Adapter Use Precautions

Please only use the adapter and transformer provided by the manufacturer to ensure the normal operation of the device. The company is not responsible for product failure caused by self-assembly or disassembly of the product. Please discontinue using the device if wet or there is visible damage to the helmet, adapter or cables, this includes usage in conditions of high humidity or temperature.

Our company does not bear any responsibility for the damage or any accidents caused by improper use.

SERVICE GUARANTEE

You can return the device within the first 30 days for free. Additionally, we have an 80% refund policy, valid for three months from the time of purchase if our devices do not help you. Our product is covered with a 12-month warranty.

DISCLAIMERS

Our product cannot guarantee the same effects on each individual. There are no known side effects of using our device. Still, we advise you to consult your local doctor and conduct your independent research before purchasing our device.

These statements have not been evaluated by the Food and Drug Administration. This product is not intended to diagnose, treat, cure or prevent any disease.

Please note this is not a medical device.

The focus of our consultation(s) is on the safe and effective use of the Neuradiant 1070 discombobulation device and is not to be considered medical advice, nor is it in any way to be considered a replacement for consultation with your current medical or other qualified healthcare providers.

APPENDIX

1. **Treatment of Neurodegeneration:** Integrating Photobiomodulation and Neurofeedback in Alzheimer's Dementia and Parkinson's by Marvin H. Berman and Trent W Nichols



2. Therapeutic Effects of Near Infrared Light Stimulation on Cognitive and Behaviour Symptoms of Dementia by Marvin H. Berman, Damir Nizamutdinov, Xiaoming Qi, Jason Huang and Gordon Dougal.



Product Parameters

ProductName	Neuradiant 1070nm		
Model Number	GY-PDT1	Wave Length	1070nm
LED Numbers	256 pcs	Power	50mw/pc
Total Power	15w	Optical Power	24mw/cm ²
Input Voltage	100-240V	Work Voltage	5V~ 6A
Input Current	800mA	Frequency	0-9999 Hz

Guy Odishaw, NFP, CTO

godishaw@mac.com

612-96402811

Fran Bieganeck, MS, LP, BCN

franbieganekmslp@gmail.com

612-564-9947

www.bhaktibrainhealthclinic.com

Fitting Guide

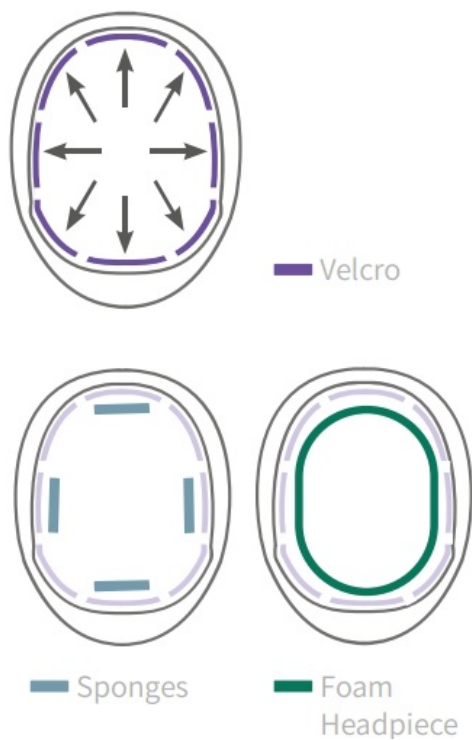
Remove the helmet and components from the case.

Take the velcro strips from the adhesive paper and apply onto the inside of the helmet as shown in the diagram.

Apply the sponges or foam headpiece onto the velcro so the unit is fitted during use.

Do not place any velcro on the clear plastic inside the helmet.

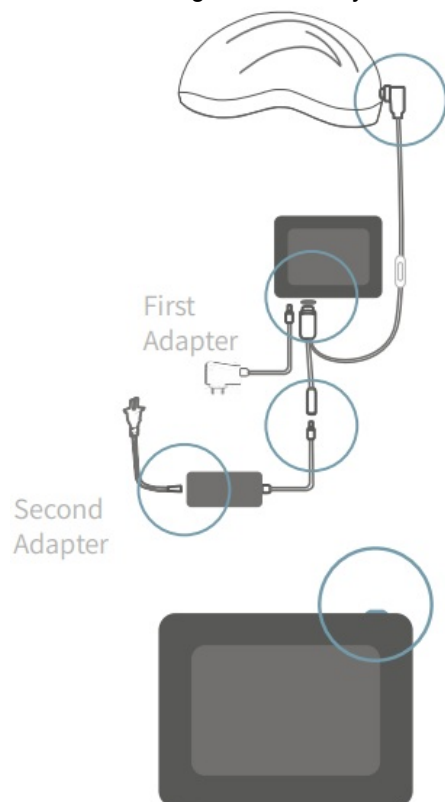
Bottom View



Turning on the Device Connect the helmet with the controller, connect the controller with the first power adapter.

Connect the controller with the second power adapter.

After connecting the cables, you can turn on the device via the button on the top right.

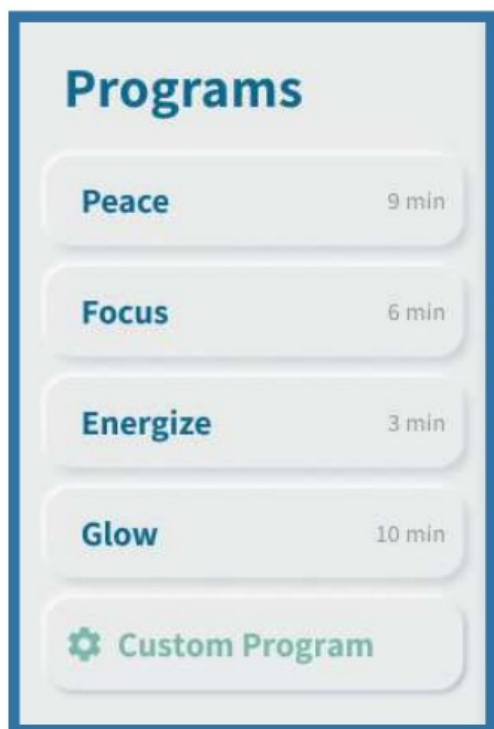


Selecting a Program

Select one of our 4 programs as shown above for general wellness.

Custom Program:

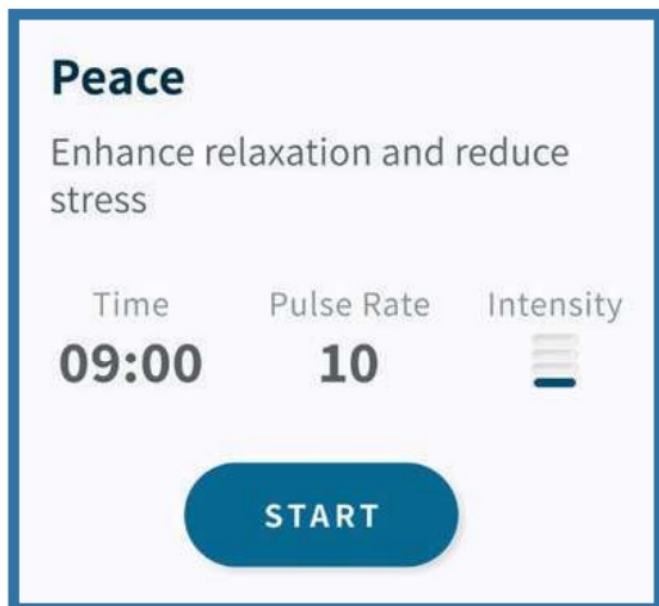
To be used when instructed by a clinician. Contact us at team@neuronic.online for more information.



It's recommended to use it morning and evening, just like brushing your teeth!

Starting a Program

Now that you have selected your program, click the start button when the helmet is placed on your head.



For more information about us, the device, the science and much more please visit our website at www.bhaktibrainhealthclinic.com.

Our product cannot guarantee the same effects on each individual. There are no known side effects of using our device. Still, we advise you to consult us or your local doctor and conduct your independent research before using the device.

Please note this is not a medical device, we do not claim to treat, cure, prevent or diagnose diseases.



Documents / Resources



[Bhati Neuradiant 1070 Brain Photobiomodulation Device](#) [pdf] User Manual
GY-PDT1, Neuradiant 1070 Brain Photobiomodulation Device, Neuradiant 1070, Brain Photobiomodulation Device, Photobiomodulation Device, Device

References

- [User Manual](#)

[Manuals+](#), [Privacy Policy](#)

This website is an independent publication and is neither affiliated with nor endorsed by any of the trademark owners. The "Bluetooth®" word mark and logos are registered trademarks owned by Bluetooth SIG, Inc. The "Wi-Fi®" word mark and logos are registered trademarks owned by the Wi-Fi Alliance. Any use of these marks on this website does not imply any affiliation with or endorsement.