



beyerdynamic M 88 Dynamic Microphone User Manual

[Home](#) » [beyerdynamic](#) » beyerdynamic M 88 Dynamic Microphone User Manual 

Contents

- 1 [beyerdynamic M 88 Dynamic Microphone](#)
- 2 [Product Information](#)
- 3 [Product Usage Instructions](#)
- 4 [SAFETY INSTRUCTIONS](#)
- 5 [BOX CONTENTS](#)
- 6 [OPTIONAL ACCESSORY](#)
- 7 [FEATURES](#)
- 8 [APPLICATION](#)
- 9 [TECHNICAL SPECIFICATIONS](#)
- 10 [FREQUENCY RESPONSE & POLAR PATTERN](#)
- 11 [WIRING DIAGRAM](#)
- 12 [INSTALLATION AND OPERATION](#)
- 13 [MAINTENANCE](#)
- 14 [TROUBLESHOOTING AND SERVICE](#)
- 15 [FURTHER INFORMATION](#)
- 16 [WARRANTY](#)
- 17 [CONFORMITY](#)
- 18 [Documents / Resources](#)
 - 18.1 [References](#)
- 19 [Related Posts](#)



beyerdynamic M 88 Dynamic Microphone



Product Information

- **Product Name:** M 88 Dynamic Moving-Coil Microphone
- **Manufacturer:** Beyerdynamic
- **Features:**
 - Flexible application options
 - Wide, balanced frequency response for natural sound reproduction
 - Good bass response
 - Well-defined hyper-cardioid polar pattern, which reliably attenuates sound from the sides
 - Hum-bucking coil for eliminating background noise
 - Microphone grille made of 3-layer stainless steel mesh
 - Handcrafted in Germany

Product Usage Instructions

1. Safety Instructions:

- Read the user manual and safety instructions carefully before using the product.
- Do not use the product if it is damaged.
- Lay cables in such a way that no one can trip over them and that the device cannot be damaged.
- Repairs should only be carried out by authorized specialists. Do not open the microphone yourself, as it will invalidate the warranty.
- Avoid exposing the product to rain, snow, liquids, or moisture.
- Use the device only under the specified conditions in the technical specifications.
- Only use accessories and spare parts approved by the manufacturer.
- Reduce the volume on connected playback devices to prevent hearing damage, acoustic feedback, and damage to loudspeakers.

2. Intended Use:

- Use the product only as described in the product manual. Improper use can void the manufacturer's liability.

3. Box Contents:

- 1 M 88 microphone
- 1 MA-CL 25 microphone clamp
- Storage case – Individual measurement chart
- M Series Guide info sheet
- Technical specifications on the M series

4. Optional Accessory:

- WS 59 AZ Windshield (color: charcoal-grey)

5. Installation and Operation:

- **Connection:** The M 88 has a 3-pin XLR connector. Connect it to any microphone input using a suitable microphone cable.
- **Caution:** Lay cables carefully to avoid trip hazards and potential injuries or microphone damage.

You have chosen the M 88 dynamic moving coil microphone from beyerdynamic. Thank you for your confidence in our M series. In this user manual you will find important information on the use of your product.

Please take sufficient time to read them.

ENJOY THE SOUND!

Your beyerdynamic Microphone Team

SAFETY INSTRUCTIONS

- Read this user manual and the safety instructions carefully before using the product.
- Do not use the product if it is damaged.
- Lay cables in such a way that no one can trip over the cables and that the device cannot be damaged.
- Repairs may only be carried out by authorised specialists. Never open the microphone yourself. For devices that have been opened by the customer the warranty will invalidate.
- Do not expose the product to rain, snow, liquids or moisture.
- Use the device only under the conditions specified in the technical specifications.
- Only use accessories and spare parts approved by the manufacturer.
- Reduce the volume on the connected playback devices to prevent hearing damage, acoustic feedback and damage to the loudspeakers.

Intended use

Do not use the product in any way other than as described in this product manual. beyerdynamic accepts no liability for improper use of the product or its accessories.

Liability

beyerdynamic GmbH & Co. KG accepts no liability for damage to the product or injury to persons due to careless, improper or incorrect use, that is not in accordance with the purpose stated by the manufacturer.

BOX CONTENTS

- 1 x M 88 microphone
- 1 x MA-CL 25 microphone clamp

- Storage case
- Individual measurement chart
- “M Series Guide” info sheet
- Technical specifications on the M series

OPTIONAL ACCESSORY

- WS 59 AZ Wind shield,
 - **colour:** charcoal-grey. Order # 419.087

FEATURES

- Flexible application options
- Wide, balanced frequency response for natural sound reproduction
- Good bass response
- Well-defined hypercardioid polar pattern, which reliably attenuates sound from the sides
- Hum-bucking coil for eliminating background noise
- Microphone grille made of 3-layer stainless steel mesh
- Handcrafted in Germany

APPLICATION

The M 88 is a dynamic moving-coil microphone for the highest demands convincing with flexible application options. It can be used for miking vocals or instruments in the studio or on stage. Its directional properties are close to the theoretically possible values reducing the risk of acoustic feedback to an absolute minimum. Due to the balanced frequency response, the most diverse sound sources are exactly reproduced, and a signal is created that can be processed easily and at will.

When miking the kick drum, the WS 59 wind shield should be used.

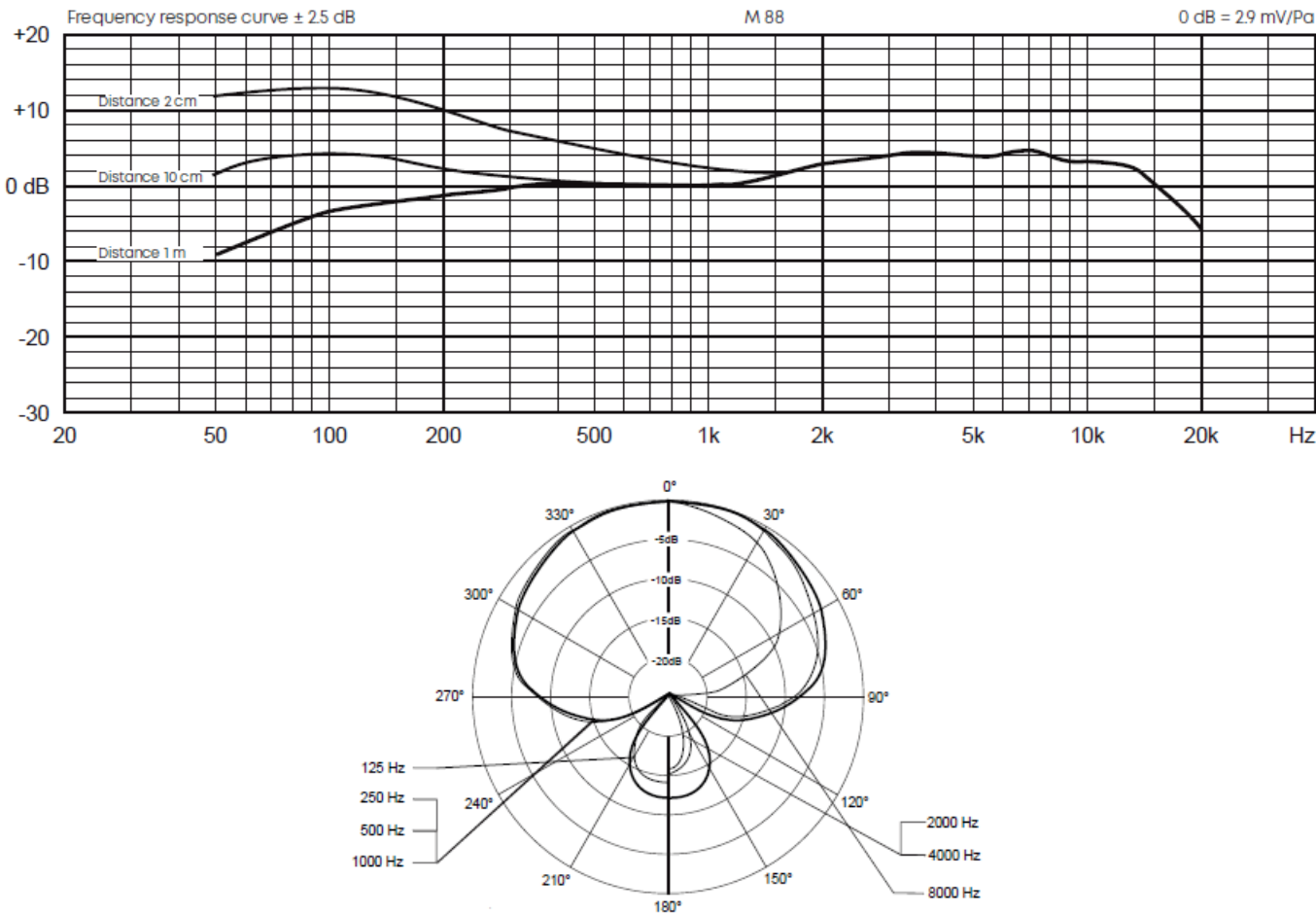
TECHNICAL SPECIFICATIONS

- Transducer type. Dynamic
- Operating principle. Pressure gradient
- Polar pattern. Hypercardioid
- Frequency response. 30 – 20,000 Hz
- Rear attenuation at 1 kHz. > 23 dB at 120°
- Sensitivity (0 dB = 1 V/Pa). 2.9 mV/Pa (= -51 dBV)
- Magnetic field suppression . > 20 dB at 50 Hz
- Nominal impedance . 200 Ω
- Load impedance. $\geq 1000 \Omega$
- Diaphragm. Hostaphan®
- Casing. Brass
- Connection. XLR, 3-pin, male
- **Dimensions:**

- Length. 173 mm
- Shaft diameter. 25.5 mm
- Head diameter. 48.5 mm
- Weight. 331 g

FREQUENCY RESPONSE & POLAR PATTERN

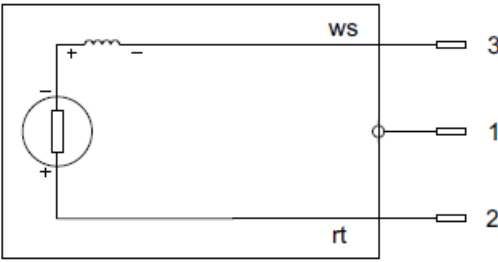
This polar pattern and frequency response curve correspond to a typical production sample for this microphone.



WIRING DIAGRAM

Polarity:

Positive pressure produces positive voltage on red lead (pin 2).



INSTALLATION AND OPERATION

Connection

- The M 88 is equipped with a 3-pin XLR connector.
- You can connect it to any microphone input using a suitable microphone cable.
- **Caution:** Carelessly laid cables are a trip hazard. People can be injured and the microphone can be damaged.

Operation

- The M 88 features a hypercardioid polar pattern and a high-gain-before feedback. In order to achieve maximum gain-before-feedback, the monitor box should be at an angle of approx. 120° to the longitudinal axis of the microphone.
- In order to avoid popping noise, you should hold the microphone at an angle below your mouth so that you are singing or speaking slightly above the microphone.
- For miking a bass drum, use the microphone with the WS 59 pop shield.
- The M 88 is supplied with the MA-CL 25 microphone clamp for tripods with 3/8" thread. For tripods with a 5/8" thread, you can unscrew the threaded insert.
- **Caution:** A tripod with an insecure stand can fall over and damage a microphone mounted on it. Make sure the tripod stands stable.

MAINTENANCE

- Use a soft cloth moistened with water to clean the microphone shaft and grille.
- Make sure that no water enters the microphone.
- Do not use cleaning agents containing solvents.

DISPOSAL

- This symbol on the product, in the operating instructions or on the packaging means that electrical and electronic devices must be disposed of separately from household waste at the end of their life cycle.
- Always dispose of used equipment in accordance with applicable regulations.
- Dealers for electronic equipment are generally obliged to take back waste electrical/electronic equipment free of charge. This obligation also applies to sales via remote communication.
- For further information, please contact the local authorities or the dealer from whom the product was purchased.

TROUBLESHOOTING AND SERVICE

- Should you have technical problems when using the microphone or should you need more instructions, please visit our FAQ website at <https://support.beyerdynamic.com>.
- In case of service, please contact authorised service personnel. Never open the microphone yourself, as this could invalidate all warranty claims. Please visit our website <https://www.beyerdynamic.com> for service and replacement parts.

FURTHER INFORMATION

- If you need further information, please visit our website. On our product detail page <https://www.beyerdynamic.com/m-88.html> you will also find sound samples.
- If you would like to learn more about beyerdynamic microphones for various applications, please visit <https://www.beyerdynamic.com/microphones-made-in-germany>.

WARRANTY

beyerdynamic offers a limited warranty of 2 years on the purchased beyerdynamic product. The exact warranty conditions can be found on our website at <https://www.beyerdynamic.com/service/warranty>.

CONFORMITY




Information on the conformity of the product can be found on our website at <https://www.beyerdynamic.com/downloads>.

beyerdynamic GmbH & Co. KG











- Theresienstraße 8 – 74072 Heilbronn / Germany.
- Phone +49 7131 617-300
- E-Mail info@beyerdynamic.de
- www.beyerdynamic.com.








For further distributors worldwide, please go to www.beyerdynamic.com. Non-contractual illustrations. Subject to change without notice.

Documents / Resources

  	beyerdynamic M 88 Dynamic Microphone [pdf] User Manual M 88 Dynamic Microphone, M 88, Dynamic Microphone, Microphone
---	---

References

-  [Downloads](#)
-  [Cloud Services | Cloud Hosting | Creative Web Development | Orange County, CA](#)
-  [Cloud Services | Cloud Hosting | Creative Web Development | Orange County, CA](#)
-  [Cloud Services | Cloud Hosting | Creative Web Development | Orange County, CA](#)
-  [Headphones & Microphones | beyerdynamic](#)
-  [Downloads](#)
-  [M 88: Dynamisches Tauchspulenmikrofon | beyerdynamic](#)
-  [Microphones Made In Germany | beyerdynamic](#)
-  [Headphones & Microphones | beyerdynamic](#)
-  [Downloads](#)

-  [M 88: Dynamic moving-coil microphone | beyerdynamic](#)
-  [Warranty](#)
-  [Kopfhörer & Mikrofone direkt vom Hersteller | beyerdynamic](#)
-  [Kopfhörer & Mikrofone direkt vom Hersteller | beyerdynamic](#)
-  [M 88: Dynamisches Tauchspulenmikrofon | beyerdynamic](#)
-  [Mikrofone Made In Germany | beyerdynamic](#)
-  [Garantie](#)

Manuals+.