



## beyerdynamic M 201 Dynamic Microphone Instruction Manual

[Home](#) » [beyerdynamic](#) » beyerdynamic M 201 Dynamic Microphone Instruction Manual 

### beyerdynamic M 201 Dynamic Microphone Instruction Manual



You have chosen the M 201 dynamic moving coil microphone from beyerdynamic.

Thank you for your confidence in our M series.

In this user manual you will find important information on the use of your product.

Please take sufficient time to read them.

## ENJOY THE SOUND!

### Your beyerdynamic Microphone Team

#### Contents

- [1 SAFETY INSTRUCTIONS](#)
- [2 Intended use](#)
- [3 BOX CONTENTS](#)
- [4 FEATURES](#)
- [5 APPLICATION](#)
- [6 TECHNICAL SPECIFICATIONS](#)
- [7 FREQUENCY RESPONSE & POLAR PATTERN](#)
- [8 INSTALLATION AND OPERATION](#)
- [9 MAINTENANCE](#)
- [10 TROUBLESHOOTING AND SERVICE](#)
- [11 WARRANTY](#)
- [12 Documents / Resources](#)
  - [12.1 References](#)
- [13 Related Posts](#)

## SAFETY INSTRUCTIONS



- Read this user manual and the safety instructions carefully before using the product.
- Do not use the product if it is damaged.
- Lay cables in such a way that no one can trip over the cables and that the device cannot be damaged.
- Repairs may only be carried out by authorised specialists. Never open the microphone yourself. For devices that have been opened by the customer the warranty will invalidate.
- Do not expose the product to rain, snow, liquids or moisture.
- Use the device only under the conditions specified in the technical specifications.
- Only use accessories and spare parts approved by the manufacturer.



- Reduce the volume on the connected playback devices to prevent hearing damage, acoustic feedback and damage to the loudspeakers.

## Intended use



Do not use the product in any way other than as described in this product manual. beyerdynamic accepts no liability for improper use of the product or its accessories.

## Liability



beyerdynamic GmbH & Co. KG accepts no liability for damage to the product or injury to persons due to careless, improper or incorrect use, that is not in accordance with the purpose stated by the manufacturer.

## BOX CONTENTS

- 1 x M 201 microphone
- 1 x MA-CL 25 microphone clamp
- Storage case
- Individual measurement chart
- "M Series Guide" info sheet
- Technical specifications on the M series

## OPTIONAL ACCESSORIES

**EA 19/25:** Elastic suspension 19-25 mm, incl. MA-CL 36 microphone clamp . . . . . Order # 407.194

**WS 101:** Wind shield, Colour: charcoal-grey . . . . . Order # 111.244

## FEATURES

- Flexible application options
- Outstanding clear and detailed sound
- High speech intelligibility
- Defined hypercardioid polar pattern
- Hum-bucking coil to eliminate background noise
- Handcrafted in Germany

## APPLICATION

Whether in the studio or on stage, the precise sound and linear frequency response of the M 201 result in a signal that consistently stands out in the mix and leaves all post-processing options open. The M 201's slim design also makes it easy to position the microphone, giving the users the best possible support in their search for the perfect sound.

Due to its hypercardioid polar pattern and the hum-bucking coil, the M 201 is ideal to successfully avoid noise and feedback. In addition to this, crosstalk is reduced as best as possible. This is another reason why this microphone is a popular companion for drums. The M 201 is appreciated for the use with acoustic guitars because of its clear and detailed sound reproduction. The M 201 can also be used for vocals or speech.

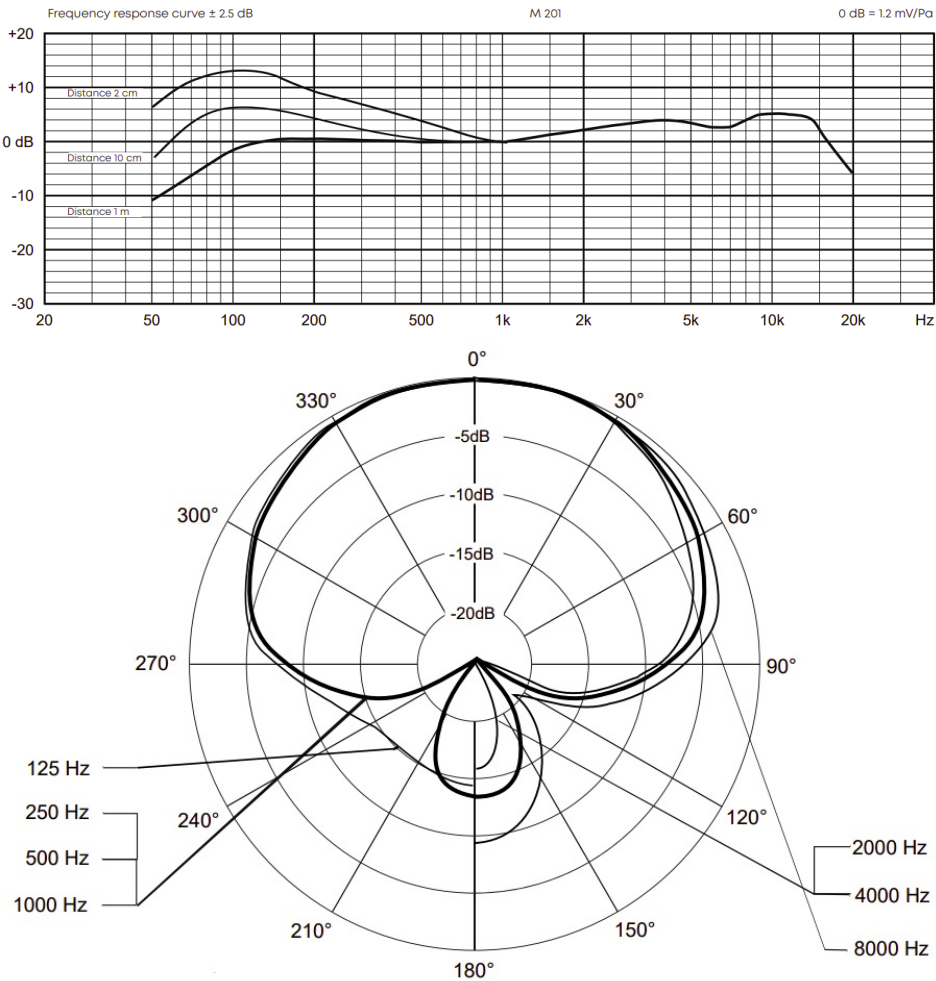
## TECHNICAL SPECIFICATIONS

- **Transducer type** . . . Dynamic
- **Operating principle** . . . Pressure gradient
- **Polar pattern** . . . Hypercardioid
- **Frequency response** . . . 40 – 18,000 Hz
- **Rear attenuation at 1 kHz** . . . > 20 dB at 120°
- **Sensitivity (0 dB = 1 V/Pa)** . . . 1.2 mV/Pa (= -58 dBV)
- **Magnetic field suppression** . . . > 18 dB at 50 Hz
- **Nominal impedance** . . . 200  $\Omega$
- **Load impedance** . . .  $\geq 1000 \Omega$
- **Diaphragm** . . . Hostaphan®

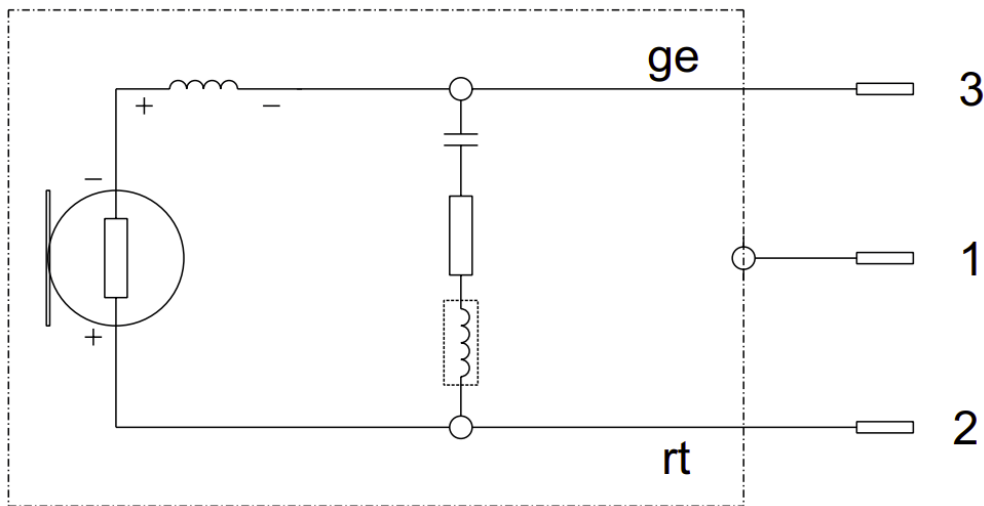
- **Case/finish** . . . Brass
- **Connector** . . . XLR, 3-pin, male
- **Dimensions:**
- **Length** . . . 147 mm
- **Shaft diameter** . . . 24 mm
- **Head diameter** . . . 24 mm
- **Weight** . . . 228 g

## FREQUENCY RESPONSE & POLAR PATTERN

This polar pattern and frequency response curve correspond to a typical production sample for this microphone.



## WIRING DIAGRAM



## INSTALLATION AND OPERATION

### Connection

- The M 201 is equipped with a 3-pin XLR connector.  
You can connect it to any microphone input using a suitable microphone cable.
- **Caution:** Carelessly laid cables are a trip hazard. People can be injured and the microphone can be damaged.

### Operation


- The M 201 features a hypercardioid polar pattern and a high gain before feedback.
- In order to avoid feedback and other disturbing noise as best as possible, you should position the microphone so that monitor speakers and other sound sources radiate laterally from behind (angle approx. 120°) onto the microphone.
- The M 201 is supplied with the MA-CL 25 microphone clamp for tripods with 3/8" thread. For tripods with a 5/8" thread, you can unscrew the threaded insert.
- **Caution:** A tripod with an insecure stand can fall over and damage a microphone mounted on it. Make sure the tripod stands stable.

## MAINTENANCE

- Use a soft cloth moistened with water to clean the microphone shaft and grille.
- Make sure that no water enters the microphone.
- Do not use cleaning agents containing solvents.

## DISPOSAL



-  This symbol on the product, in the operating instructions or on the packaging means that electrical and electronic devices must be disposed of separately from household waste at the end of their life cycle.
- Always dispose of used equipment in accordance with applicable regulations.

- Dealers for electronic equipment are generally obliged to take back waste electrical/electronic equipment free of charge. This obligation also applies to sales via remote communication.
- For further information, please contact the local authorities or the dealer from whom the product was purchased.

## TROUBLESHOOTING AND SERVICE

- Should you have technical problems when using the microphone or should you need more instructions, please visit our FAQ website at <https://support.beyerdynamic.com>
- In case of service, please contact authorised service personnel. Never open the microphone yourself, as this could invalidate all warranty claims. Please visit our website <https://www.beyerdynamic.com> for service and replacement parts.

## FURTHER INFORMATION

- If you need further information, please visit our website. On our product detail page <https://www.beyerdynamic.com/m-201.html> you will also find sound samples.
- If you would like to learn more about beyerdynamic microphones for various applications, please visit <https://www.beyerdynamic.com/microphones-made-in-germany>

## WARRANTY

beyerdynamic offers a limited warranty of 2 years on the purchased beyerdynamic product. The exact warranty conditions can be found on our website at <https://www.beyerdynamic.com/service/warranty>

## CONFORMITY

Information on the conformity of the product can be found on our website at <https://www.beyerdynamic.com/downloads>

beyerdynamic GmbH & Co. KG  
Theresienstraße 8 • 74072 Heilbronn / Germany  
Phone +49 7131 617-300 • E-Mail [info@beyerdynamic.de](mailto:info@beyerdynamic.de)  
[www.beyerdynamic.com](http://www.beyerdynamic.com)

For further distributors worldwide, please go to [www.beyerdynamic.com](http://www.beyerdynamic.com)

Non-contractual illustrations. Subject to change without notice.

Weitere Vertriebspartner weltweit finden Sie im Internet unter [www.beyerdynamic.com](http://www.beyerdynamic.com)

Abbildungen nicht vertragsbindend. Änderungen vorbehalten.

EN-DE-FR-ES-KO-JA-ZH 1 | M 160 | (09.23)





## Documents / Resources

	<a href="#">beyerdynamic M 201 Dynamic Microphone</a> [pdf] Instruction Manual M 201 Dynamic Microphone, M 201, Dynamic Microphone, Microphone
---	---

## References

- [🌐 Kopfhörer & Mikrofone direkt vom Hersteller | beyerdynamic](#)
- [📄 Headphones & Microphones |beyerdynamic](#)
- [📄 Downloads](#)
- [📄 Microphones Made In Germany | beyerdynamic](#)
- [📄 Headphones & Microphones |beyerdynamic](#)
- [📄 Headphones & Microphones |beyerdynamic](#)
- [📄 Downloads](#)
- [📄 M 201: Dynamic moving-coil microphone \(hypercardioid\)|beyerdynamic](#)
- [📄 M 201: Dynamic moving-coil microphone \(hypercardioid\)|beyerdynamic](#)
- [📄 Warranty](#)
- [📄 Kopfhörer & Mikrofone direkt vom Hersteller | beyerdynamic](#)
- [📄 Kopfhörer & Mikrofone direkt vom Hersteller | beyerdynamic](#)
- [📄 Mikrofone Made In Germany | beyerdynamic](#)