




Better Music Builder Q Series Q-3 All-In-One Digital Mixing AMP Owner's Manual

[Home](#) » [Better Music Builder](#) » Better Music Builder Q Series Q-3 All-In-One Digital Mixing AMP Owner's Manual 

Better Music Builder®.com



Better Music Builders is a leader in the Audio and Karaoke equipment industry. We are committed to offering you high-quality audio products. Unlike any others band, we deliver the best cost and value to you directly. For the latest update information including operation manuals, installation instructions, hook-up diagrams,s, and other new technologies updates, etc. please visit of our website www.BetterMusicBuilder.com.

Contents

- [1 OWNER'S MANUAL](#)
- [2 INTRODUCTION](#)
- [3 SYSTEM FEATURES](#)
- [4 MICROPHONE FEATURES:](#)
- [5 SAFETY INSTRUCTIONS](#)
- [6 AC-POWER SOURCES](#)
- [7 Documents / Resources](#)
- [8 Related Posts](#)

OWNER'S MANUAL

ALL-IN-ONE DIGITAL MIXING AMP

Q-3
Q-6
Q SERIES
Digital Mixing Amp



UHF
Frequency Selectable

HD Sound
High Definition Sound

ACP



Thank you for purchasing this unit. To make full and effective use of this unit, please read this Owner's Manual carefully before operating it. Please retain this manual for future reference.

www.BetterMusicBuilder.com.



INTRODUCTION

New to Better Music Builder the All-In-One Digital Mixing Amp Q-3/0-6 is state-of-the-art technology designed to suit home/commercial karaoke entertainment. Versatile karaoke system with the multifunction device as a wireless microphone, audio effects processor, and power amplifier.

The Stylish 0-3/0-6 is an All-in Karaoke Amplifier with everything you need to start singing like a Star at the comfort of your home. This Powerful Compact Unit weighs only 13 lbs but is packed with a robust 600 watts of amp power. More importantly, this unit features not one but two effects (Echo and Reverb necessary for


brehtaking singing. It also comes with a pair of Anti-Feedback Wireless Microphones which provides a confidence boost on your performance.

To give users more control over the Q-3/0-6, the team at Better Music Builder® has created a user-friendly software “Effect Control Software Suite (Q-3).” The system can be adjusted and controlled through software by using the computer.

There is SPDIF digital audio ports for high-quality digital input/output or stereo audio and composite video analog output and a 3.5mm jack. A preferred connection type speakon is now available to avoid accidental disconnection of the speaker to the amplifier. A top handle is mounted for even more portability.

The Wireless Microphones are equipped with the most intelligent and energy-efficient microphones. The Intelligent Energy Control feature has the ability to automatically enter Auto-Mute Mode and Auto-Shutdown when left unattended, greatly increasing the overall battery life. The built-in Wireless Infrared Auto Sync System makes setting up frequencies a breeze. Using the technology, there is no need to adjust the microphone frequency manually. It automatically syncs with a touch of the button to create a completely interference-free and crystal clear microphone system.

Get ready to experience the best live karaoke performance you’ve ever had, the Q-3/0-6!



SYSTEM FEATURES

ALL-IN-ONE DIGITAL MIXING SMP

POWER AMPLIFIER & MIXER FEATURES:

- ANN-One Digital Mixing Amp includes Power Amplifier + Wireless Microphone + Audio Effects Processor
- Q-3 Power Output: Peak 2400W; RMS 2 x 600W (1kHz, 8 ohm)

- Q-6 Power Output: Peak 3200W; RMS 4 x 450W 11kHz, 8 ohm)
- Built-In digital 99 DSP effect
- Bluetooth 4.0 enabled to connect to a smartphone
- Volume control for Echo, Reverb, Microphone, and Music
- Controllable by computer through USB Type-C extension
- Microphone EQ, processor, and so on, every detail can be independently adjusted and controlled through software
- High Definition LCD Color Screen displays Volume Contrd (ECHO, REVERB, MC MUSIC), Input Selection (AUX, SPDIF, BLUETOOTH), Mic Channel & Frequency
- LED indicator for signal output
- One microphone input allows you to add a second mic (optional) to double your fun.
- Inputs: 1 digital audio input (SPDIF), 1 audio input (AUX), 1 Bluetooth input, and 1 wired microphone input
- Outputs: 1 digital audio output (SPDIF) and 2 audio outputs (Subwoofer, Center Speaker)
- Sleek aluminum chassis
- Top handle for portability
- Compatible to CD/CDG/CDR/MP3G & HD Video
- Smart fan

MICROPHONE FEATURES:

- 100 selectable channels for each microphone
- Effect adjustment function for microphones
- Automatic Gain Control IAGCJ Technology prevents microphone feedback.
- Energy-saving integrated into each microphone
- Auto-Mute Mode and Auto-Shutdown activate when the microphone is left unattended
- Manual Frequency Select and Automatic Frequencies Scan
- UHF Dual-Channel in a 2-in-1 Bose Module
- Utilizing the latest wireless technologies and engineering
- Clear Voice Technology delivers crystal clear sound
- Wireless Auto Sync System technology makes setting up a breeze
- AA batteries for easy usage and up to 8 hours of battery life



SAFETY INSTRUCTIONS

Please visit our website at BetterMusicbuilder.com for the most updated information, corrections on errors, and changes in this manual. You may also contact us at toll-free at 1-800-318-2218.



CAUTION

RISK OF ELECTRIC SHOCK DO NOT OPEN

CAUTION: TO REDUCE THE RISK OF ELECTRIC SHOCK DO NOT REMOVE COVER (OR BACK) NO USER-SERVICEABLE PARTS INSIDE REFER SERVICING TO QUALIFIED PERSONNEL

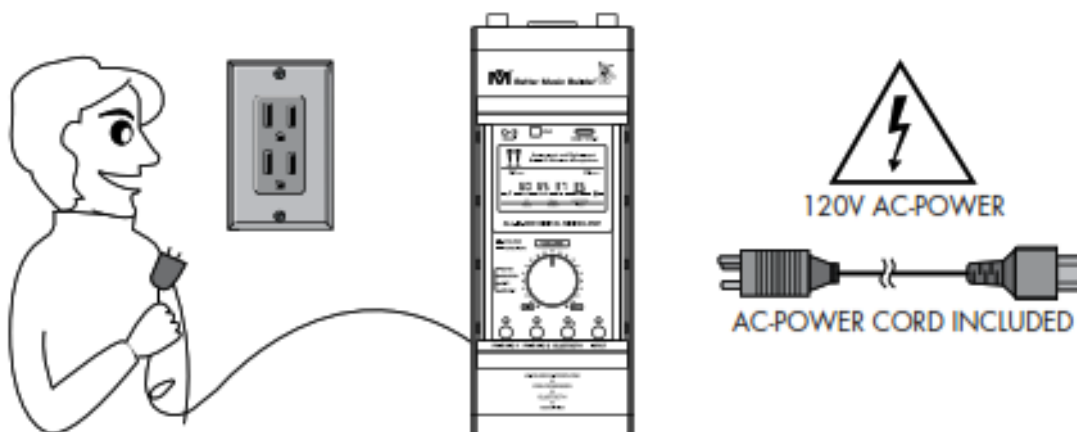
1. Read Instructions: All the safety and operation instructions should be read before this product is operated.
2. Retain Instructions: The safety and operating instructions should be kept for future reference.
3. Warnings: All warnings on this product in these operating instructions should be followed.
4. Follow Instructions: All operating and other instructions should be followed carefully.
5. Water and Moisture: This product should not be used near water, for example, near a bathtub, washbowl, kitchen sink, laundry tub, in a wet basement, near a swimming pool, swamp or salivating St. Bernard dog, etc.
6. Cleaning: Clean only with a dry cloth.
7. Ventilation: This product should be situated so that its location or position does not interfere with its proper ventilation. For example, the Component should not be placed on a bed, sofa, rug, or similar surface that may block any ventilation openings, or placed in a built-in installation such as a bookcase or cabinet that may impede the flow of air through ventilation openings.
8. Heat: This product should stay away from heat sources such as radiators, or other devices producing heat.
9. Power Sources: This product should be connected to a power supply only of the type described in these operating instructions or as marked on this product.
10. Power Cord Protection: Power supply cords should be routed so that they are not likely to be walked upon or pinched by items placed upon or against them. Please pay particular attention to cords plugs, convenience receptacles, and the point where they exit this product.
11. Object and Liquid Entry: Care should be taken so that objects do not fall on, or liquids are not spilled into this product.
12. Damage Requiring Service: This product should be serviced only by qualified service personnel when:
 - A. The power-supply cord or the plug has been damaged, or
 - B. Objects have fallen, or liquid has spilled into this product; or
 - C. This product has been exposed to rain; or
 - D. This product does not appear to operate normally or exhibits a marked change in performance; or
 - E. This product has been dropped, or its chassis has been damaged.
13. Servicing: The user should not attempt to service this product beyond those means described in this operating manual. All other servicing should be referred to the Service Department.
14. To prevent electric shock, do not use this polarized plug with an extension cord, receptacle, or another outlet unless the blades can be fully inserted to prevent blade exposure.
15. Grounding or Polarization: Precautions should be taken so that the grounding or polarization means of this product is not defeated.
16. Power Precaution: Unplug this product during lightning storms or when unused for long periods of time. Note that this product is not completely disconnected from the AC power source when the power switch is in the

OFF position.


17. This machine does not exceed the Class A/Class B (whichever is applicable) limits for radio noise emissions from digital apparatus as set out in the radio interference regulations of the US Department of Communications.

AC-POWER SOURCES

This set should be operated only from the type of power source indicated on the marking label. If you are not sure of the type of electrical power supplied to your home, consult your dealer or local power company. For those sets designed to operate from battery power, or other sources, refer to the operating instructions. This unit is designed for use with 120V/60Hz AC. If the area where you live has a different power source, you may need to use a transformer to convert to 120 Volts AC.



Documents / Resources

	<p>Better Music Builder Q Series Q-3 All-In-One Digital Mixing AMP [pdf] Owner's Manual Q Series, Q-3, Q-6, All-In-One Digital Mixing AMP</p>
---	---