




Beta Three T15a Two Way 15 Way Full Range Active Speaker User Manual

[Home](#) » [Beta Three](#) » Beta Three T15a Two Way 15 Way Full Range Active Speaker User Manual 

Contents

- [1 Beta Three T15a Two Way 15 Way Full Range Active Speaker](#)
- [2 SAFETY INSTRUCTIONS](#)
- [3 Features](#)
- [4 Description](#)
- [5 Applications](#)
- [6 Rear Panel Amplifier Module](#)
- [7 INSTALLATION](#)
- [8 Specification](#)
- [9 Frequency response curve](#)
- [10 TECHNICAL SPECIFICATION](#)
- [11 Documents / Resources](#)
- [12 Related Posts](#)



Beta Three T15a Two Way 15 Way Full Range Active Speaker



SAFETY INSTRUCTIONS

Thank you for buying the product. Read this manual first as it will help you operate the system properly. Please keep this manual for future reference.

WARNING:

This product must be installed by professionals. When using hanging brackets or rigging other than those supplied with the product, please ensure they comply with the local safety codes.

CAUTION:

TO REDUCE THE RISK OF ELECTRIC SHOCK, DO NOT REMOVE THE COVER (OR BACK). NO USER-SERVICEABLE PARTS INSIDE. REFER SERVICING TO QUALIFIED PERSONNEL.

The exclamation point within an equilateral triangle is intended to alert you to the presence of important operating and servicing instructions.

ATTENTION:

Don't refit the system or spare parts without being authorized as this will void the warranty.

WARNING:

Don't place naked flames (such as candles) close to the equipment.

1. Read the instruction manual first before using this product.
2. Please keep this manual for future reference
3. Pay attention to all warnings.
4. Obey all operating instructions.
5. Do not expose this product to rain or moisture.
6. Clean this equipment with a dry cloth.
7. Do not block any ventilation openings. Install according to the manufacturer's instructions.
8. Do not install this product near any heat source, such as a heater, burner, or any other equipment with heat

radiation.

9. Only use spare parts supplied by the manufacturer.

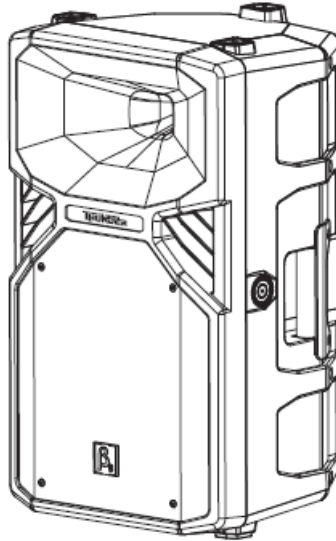
10. Pay attention to the safety symbol on of the cover.

INTRODUCTION

T15a

Two Way 15" Full Range Active Speaker

Features



- Compact lightweight design with a unique appearance.
- New generation Class D amplifier, durable and reliable.
- Performance enhanced with built-in DSP.
- Heavy-duty powered coated steel grill.
- 35mm SMART pole mount for vertical and 5°downward tilt.
- Integrated feet for stage monitor applications.
- M8 rigging points for convenient installation.

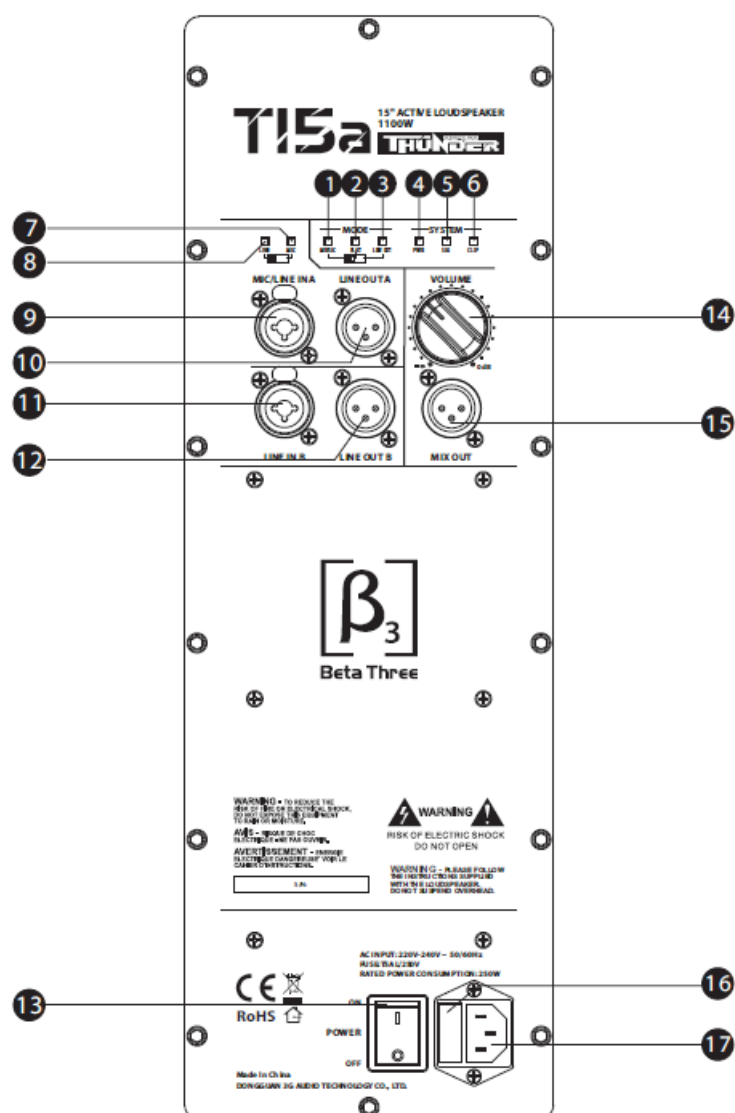
Description

T15a Thunder series is designed for portable and installed applications. The integrated polymer PVC cabinet design ensures durability and full natural high-performance sound. β3 T15a is a full-range active speaker with a 1100W Class D amplifier module. The high-powered 15" woofer delivers powerful low frequency and the 1.7" Titanium compression driver delivers high definition mid/high frequencies. Rigging points and SMART pole mount makes for easy installation or portable use.

Applications

- Church
- Auditorium
- Conference room
- Small performance
- Multifunctional hall

Rear Panel Amplifier Module



1. Music mode
2. Flat mode
3. Low cut mode
4. Power indicator
5. Signal indicator
6. Clip indicator
7. Microphone input signal indicator.
8. Line input signal indicator.
9. Line/microphone input A.
10. Line/microphone output A.
11. Line input B.
12. Line output B.
13. Power ON/OFF switch.
14. Volume control.
15. MIX output.
16. Protection fuse. Use an only fuse of the correct amp rating.

17. Power supply input. Make sure that the voltage is set for your country's correct voltage.

Attention:

Before changing the MODE switch, please power the speaker off to avoid possible damage.

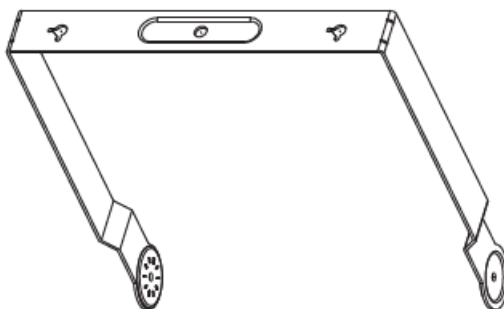
INSTALLATION

Installation Accessories(Optional)

1. Speaker stand



2. U-Bracket

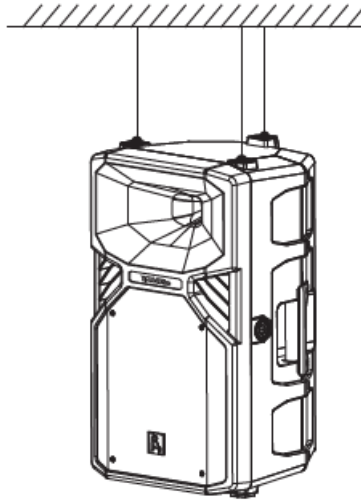


Warning:

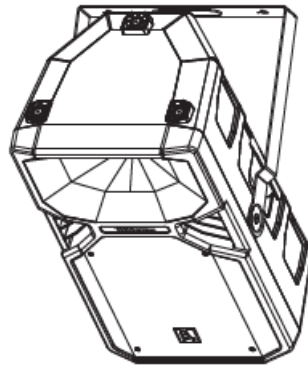
Make sure the mounting accessories' safety factor is not less than 5:1 or meet the local standard during installation.

Installation Reference

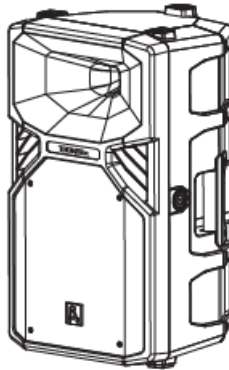
1. Reference A



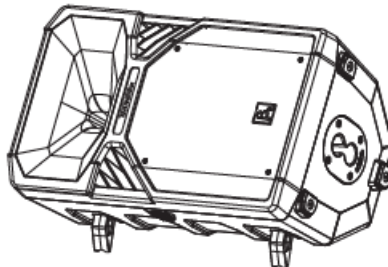
2. Reference B



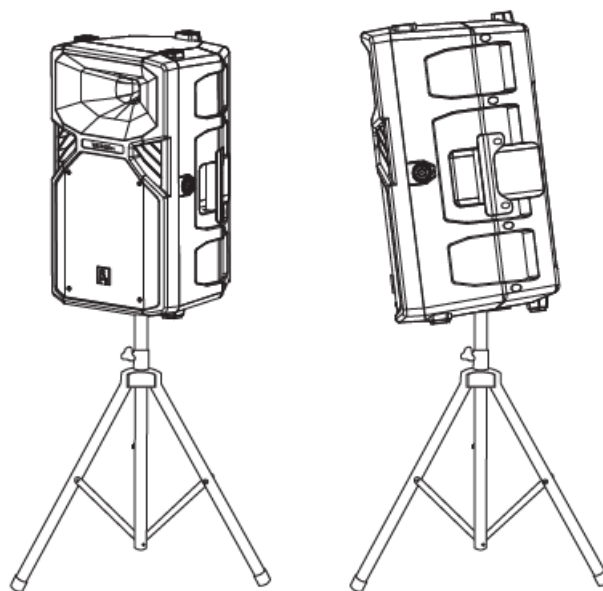
3. Reference C



4. Reference D



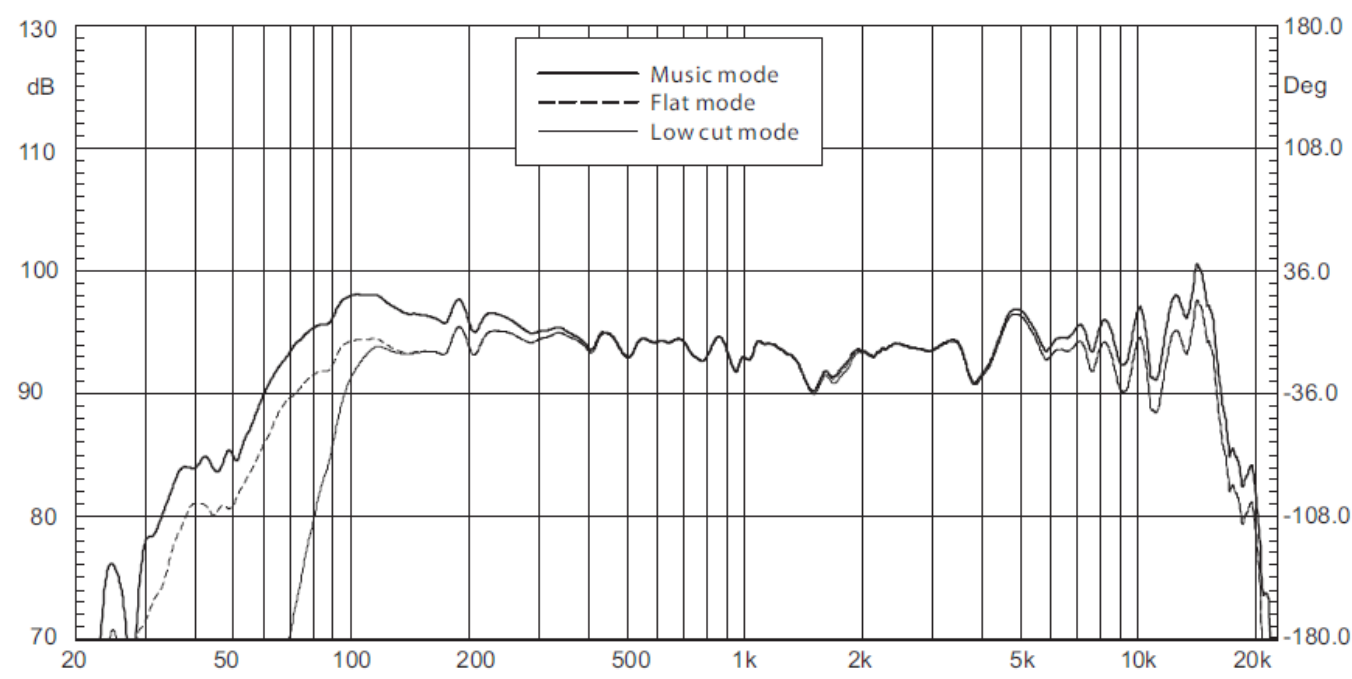
5. Speaker stand application



Specification

Frequency response(-3dB):	45Hz-20kHz
Max.SPL:	133dB
Dispersion(H×V):	90°×60°
Transducer:	1×15" Woofer 1×1.7" Compression Driver
Rated impedance:	8 Ohms
Connector:	XLR for input, XLR for output
Input:	Channel one (Mic/Line) balanced input
Input impedance(line):	20Kohm balanced input, 10Kohm unbalanced input
Input level:	0 dBV (0.775V rms, 1.0 V peak)Line-100Hz
Input overloading level:	Maximum input level 8 V peak
Wire connection:	pin 1: ground; pin2: signal +; pin3: signal -
Heat radiation:	Forced air-cooled drives
Power cable:	IEC 3 pin power connector
Safety voltage range:	AC 220V-240V~50/60Hz
Amplifier power output:	1100W
Cabinet:	Polypropylene injection moulding
Flying/ Mounting accessories:	8×M8 hanging point, SMART pole mount system
Handle:	Two side, one rear
Painting:	Powered coated grill
Cabinet dimension(W×D×H):	460×396×780mm(18.2×15.6×30.7in)
Packing dimension(W×D×H):	528×480×865mm(20.8×18.9×34.1in)
Net weight:	28.7kg(63.1 lb)
Gross weight:	32.0kg(70.4 lb)

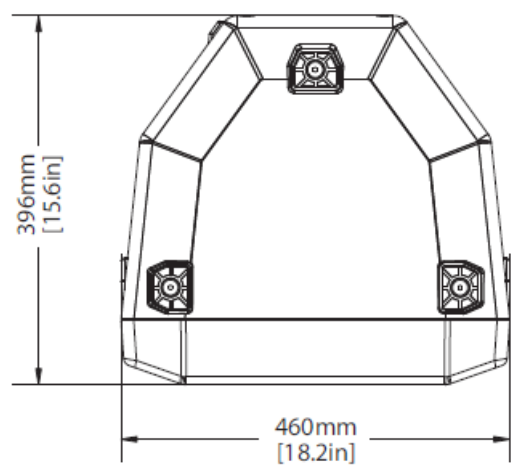
Frequency response curve



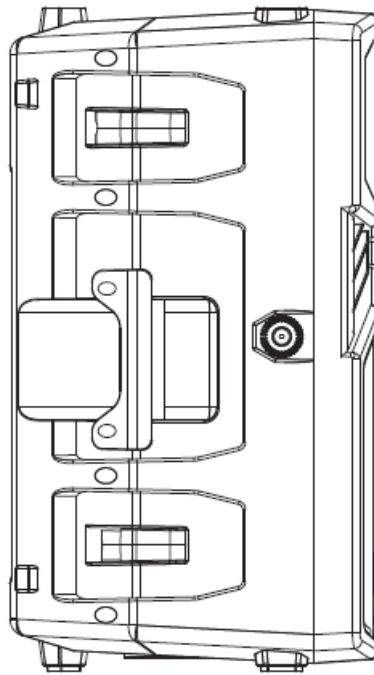
TECHNICAL SPECIFICATION

2D Dimension

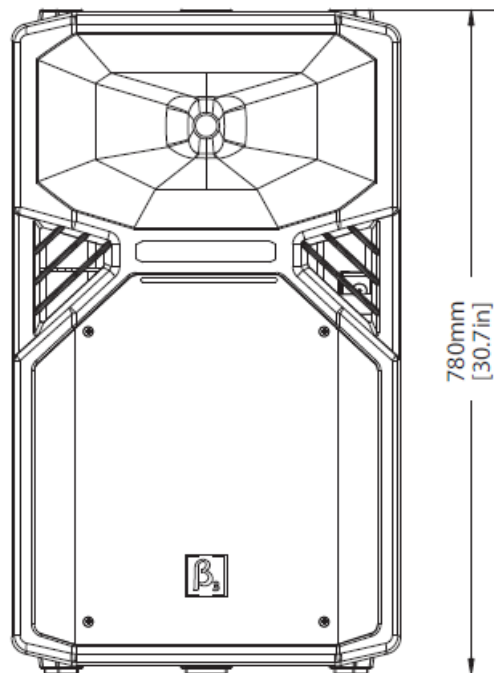
Top view



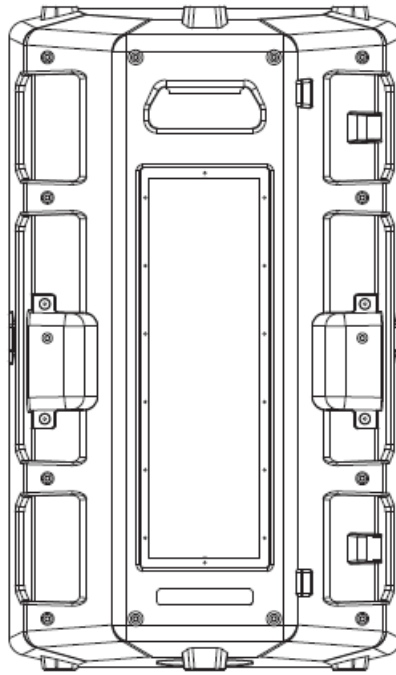
Side view



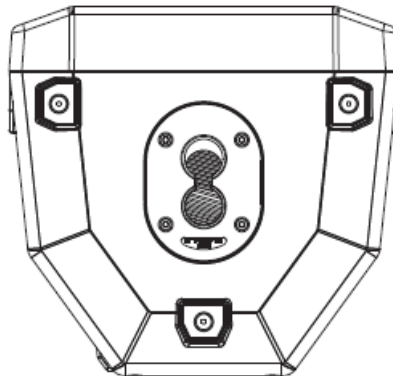
Front view



Back view




Bottom view



www.beta3pro.com.

Documents / Resources

	<p>Beta Three T15a Two Way 15 Way Full Range Active Speaker [pdf] User Manual T15a Two Way 15 Way Full Range Active Speaker, T15a, Two Way 15 Way Full Range Active S peaker</p>
---	--