



## BEST MODEL HBC1 Remote Control User Manual

[Home](#) » [best](#) » BEST MODEL HBC1 Remote Control User Manual 

### Contents


- [1 BEST MODEL HBC1 Remote Control](#)
- [2 How to Pair and Use the Remote Control](#)
  - [2.1 Pairing the remote control:](#)
  - [2.2 Using the remote control:](#)
- [3 Federal Communication Commission Interference Statement:](#)
  - [3.1 RF Exposure Statements:](#)
  - [3.2 Industry Canada Statement:](#)
  - [3.3 Radiation Exposure Statement:](#)
- [4 Limited Warranty](#)
- [5 PRODUCT SPECIFICATIONS](#)
- [6 Documents / Resources](#)
  - [6.1 References](#)
- [7 Related Posts](#)



**BEST MODEL HBC1 Remote Control**



## How to Pair and Use the Remote Control



### Pairing the remote control:

A new remote control must initially be paired with the range hood. Follow these steps to pair the remote control:

1. With the hood turned off, press and hold (approx. 3 sec) the LIGHT Button on the hood until the light button icon indicator starts flashing.
2. Press once on any button on the remote control. Pairing is completed. Light icon on the hood will stop flashing.

### Using the remote control:

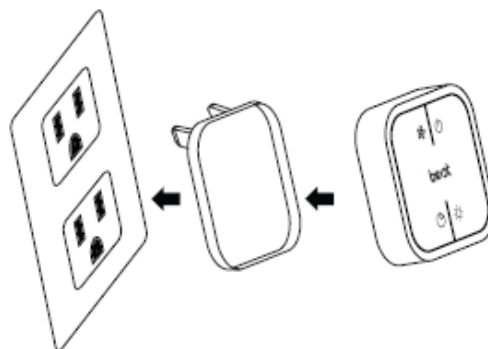
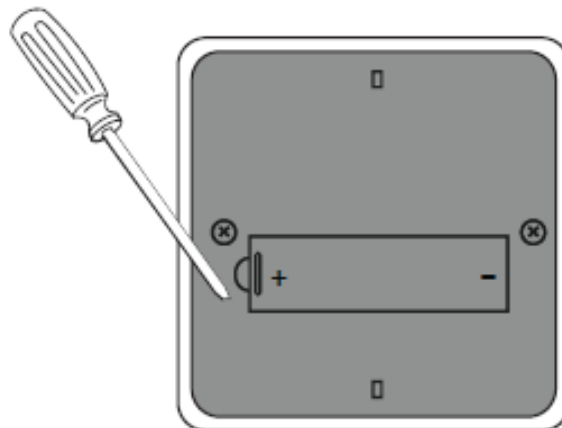
- **ON/OFF button:** Press this button to turn the range hood on or off. The blower will operate at last speed in

memory. This button does not operate light.

- **Light button:** Press this button once to turn light on at low intensity. Press this button twice to turn light on at medium intensity. Press this button three times to turn light on at high intensity. To turn light off, press this button four times.
- **Delay off button:** When a blower speed is selected, press this button to activate the delay function. The blower will continue to operate for 10 minutes and will stop automatically. This button does not operate light. To deactivate delay function, press button Delay off button.
- **Blower button:** Press this button to turn the blower on. The blower will operate at last speed in memory. There are 4 blower speeds available. Press another time on Blower button to access next blower speed and so on. To turn blower off, press ON/OFF button.

⚠ **WARNING**  
**Chemical Burn Hazard**  
**Keep batteries away from children.**

- The remote control requires a type A23 12 V battery.
- To replace the battery, use a small flat head screwdriver to raise the cover of the battery compartment.
- Remove the battery and replace it by a new one.
- Re-install the cover.
- The battery shall be disposed of properly



- Clean the remote control using non-abrasive detergents.
- The remote control is equipped with a magnet on the back for easy storage. The remote may be placed on any magnetic surface such as a refrigerator or the Best remote holder. The remote holder can be inserted into a standard electrical outlet for easy storage. Please note that the remote holder does not charge the remote control.

- The maximum remote control communication distance is 15 feet from the liner.

### **Federal Communication Commission Interference Statement:**

This device complies with part 15 of the FCC Rules. Operation is subject to the following two conditions:

1. This device may not cause harmful interference, and
2. This device must accept any interference received, including interference that may cause undesired operation.

These limits are designed to provide reasonable protection against harmful interference in a residential installation. This equipment generates, uses and can radiate radio frequency energy and, if not installed and used in accordance with the instructions, may cause harmful interference to radio communications. However, there is no guarantee that interference will not occur in a particular installation. If this equipment does cause harmful interference to radio or television reception, which can be determined by turning the equipment off and on, the user is encouraged to try to correct the interference by one or more of the following measures:

- Reorient or relocate the receiving antenna.
- Increase the separation between the equipment and receiver.
- Connect the equipment into an outlet on a circuit different from that to which the receiver is connected.
- Consult the dealer or an experienced radio/TV technician for help.

### **RF Exposure Statements:**

This Transmitter must not be co-located or operating in conjunction with any other antenna or transmitter. This equipment complies with FCC RF radiation exposure limits set forth for an uncontrolled environment. This equipment should be installed and operated with a minimum distance of 5 mm between the radiator and your body or nearby persons.

- IC: 27836-HBC1
- CAN ICES-003(B)/NMB-003(B)

### **Industry Canada Statement:**

This device complies with Industry Canada license-exempt RSSs. Operation is subject to the following two conditions:

1. This device may not cause harmful interference, and
2. This device must accept any interference received, including interference that may cause undesired operation of the device.

### **Radiation Exposure Statement:**

This equipment complies with IC radiation exposure limits set forth for an uncontrolled environment. This equipment should be installed and operated with a minimum distance of 5 mm between the radiator and your body.

### **Limited Warranty**

**Warranty Period and Exclusions:** Broan-NuTone LLC (the “Company”) warrants to the original consumer purchaser of its product (“you”) that the product (the “Product”) will be free from material defects in the materials or its workmanship for a period of five (5) years from the date of original purchase (or such longer period as may be required by applicable law) or a period of two (2) years from the date of service for any labor provided on the Product. The limited warranty period for any replacement parts provided by the Company and for any Products repaired or replaced under this limited warranty shall be the remainder of the original warranty period (or such longer period as may be required by applicable law).

**THIS WARRANTY DOES NOT COVER FLUORESCENT LAMP STARTERS, TUBES AND BULBS, FUSES, FILTERS, DUCTS, ROOF CAPS, WALL CAPS AND OTHER ACCESSORIES FOR DUCTING.** This warranty does not cover (a) normal maintenance and service, (b) normal wear and tear, (c) any Products or parts which have been subject to misuse, abuse, abnormal usage, negligence, accident, improper or insufficient maintenance, storage or repair (other than repair by the Company), (d) damage caused by faulty installation, or installation or use contrary to recommendations or instructions, (e) any Product that has been moved from its original point of installation, (f) damage caused by exposure to salt air, (g) damage in transit, (h) natural wear of finish, (i) Products in commercial or nonresidential use, or (j) damage caused by fire, flood or other act of God or (k) Products with altered, defaced or removed serial numbers. This warranty covers only Products sold to consumers in North America.

This warranty supersedes all prior warranties and, subject to applicable law, is not transferable from the original consumer purchaser.

**No Other Warranties:** This Limited Warranty contains the Company’s sole obligation and your sole remedy for defective products. The foregoing warranties are exclusive and in lieu of any other warranties and conditions, express or implied. **TO THE MAXIMUM EXTENT PERMITTED BY APPLICABLE LAW, THE COMPANY DISCLAIMS AND EXCLUDES ALL OTHER EXPRESS WARRANTIES AND CONDITIONS, AND DISCLAIMS AND EXCLUDES ALL WARRANTIES AND CONDITIONS IMPLIED BY LAW, INCLUDING WITHOUT LIMITATION THOSE OF MERCHANTABILITY AND FITNESS FOR A PARTICULAR PURPOSE.** To the extent that applicable law prohibits the exclusion of implied warranties or conditions, the duration of any applicable implied warranty or condition is limited to the period specified for the express warranty above. Some jurisdictions (which may include the Province of Québec or specific US states) do not allow limitations on how long an implied warranty lasts, so the above limitation may not apply to you. Any oral or written description of the Product is for the sole purpose of identifying it and shall not be construed as an express warranty. Whenever possible, each provision of this Limited Warranty shall be interpreted in such manner as to be effective and valid under applicable law, but if any provision is held to be prohibited or invalid, such provision shall be ineffective only to the extent of such prohibition or invalidity, without invalidating the remainder of such provision or the other remaining provisions of the Limited Warranty.

**Remedy:** During the applicable limited warranty period, the Company will, at its option, provide replacement parts for, or repair or replace, without charge, any Product or part thereof, to the extent the Company finds it to be covered by and in breach of this limited warranty under normal use and service. The Company will ship the repaired or replaced Product or replacement parts to you at no charge. You are responsible for all costs for removal, reinstallation and shipping, insurance or other freight charges incurred in the shipment of the Product or part to the Company. If you must send the Product or part to the Company, as instructed by the Company, you must properly pack the Product or part—the Company is not responsible for damage in transit. The Company reserves the right to utilize reconditioned, refurbished, repaired or remanufactured Products or parts in the warranty repair or replacement process. Such Products and parts will be comparable in function and performance to an original Product or part and warranted for the remainder of the original warranty period (or such longer period as may be required by applicable law). Company reserves the right, in its sole discretion, to refund the money actually paid by you for the Product. If the Product or component is no longer available, replacement may be made with a similar product of equal or greater value, at Company’s sole discretion. This is your sole and exclusive remedy for breach of this limited warranty.

**Exclusion of Damages:** THE COMPANY’S OBLIGATION TO PROVIDE REPLACEMENT PARTS, OR REPAIR, REPLACE OR REFUND, AT THE COMPANY’S OPTION, SHALL BE YOUR SOLE AND EXCLUSIVE REMEDY UNDER THIS LIMITED WARRANTY AND THE COMPANY’S SOLE AND EXCLUSIVE OBLIGATION. THE COMPANY SHALL NOT BE LIABLE FOR INCIDENTAL, INDIRECT, CONSEQUENTIAL OR SPECIAL DAMAGES ARISING OUT OF OR IN CONNECTION WITH THE PRODUCT, ITS USE OR PERFORMANCE.

Some jurisdictions do not allow the exclusion or limitation of incidental or consequential damages, so the above limitation or exclusion may not apply to you. This warranty gives you specific legal rights, and you may also have

other rights, which vary from jurisdiction to jurisdiction. The disclaimers, exclusions, and limitations of liability under this warranty will not apply to the extent prohibited by applicable law. This warranty covers only replacement or repair of defective Products or parts thereof at the Company's main facility and does not include the cost of field service travel and living expenses. Any assistance the Company provides to or procures for you outside the terms, limitations or exclusions of this limited warranty will not constitute a waiver of such terms, limitations or exclusions, nor will such assistance extend or revive the warranty. The Company will not reimburse you for any expenses incurred by you in repairing or replacing any defective Product, except for those incurred with the Company's prior written permission.


**How to Obtain Warranty Service:**

To qualify for warranty service, you must (a) notify the Company at the address or telephone number stated below within seven (7) days of discovering the covered defect, (b) give the model number and part identification and (c) describe the nature of any defect in the Product or part. At the time of requesting warranty service, you must present evidence of the original purchase date. If you cannot provide a copy of the original written limited warranty, then the terms of the Company's most current written limited warranty for your particular product will control.

**PRODUCT SPECIFICATIONS**

All illustrations and specifications in this catalog are based on the latest product information available at time of production. Broan-NuTone LLC and Best® reserves the right to make changes at any time, without notice, in prices, colors, materials, specifications and models, place of manufacture and to discontinue models or equipment. BEST 926 West State Street, Hartford, Wisconsin, USA 53027 BestRangeHoods.com 800-558-1711  
BEST 550 Lemire Blvd., Drummondville, Québec, Canada J2C 7W9 BestRangeHoods.ca 800-567-3855

**Documents / Resources**

	<p><b><a href="#">BEST MODEL HBC1 Remote Control</a></b> [pdf] User Manual MODEL HBC1, How to Pair, Use the Remote Control, HBC1, VVP-HBC1, VVPHBC1</p>
---	---

**References**

- [BEST: Home](#)
- [BEST: Range Hoods - Performance that inspires](#)
- [BEST: Home](#)
- [BEST: Range Hoods - Performance that inspires](#)