

BEST LEARNING
8593
LEARNING
CUBE
USER
MANUAL



BEST LEARNING 8593 Learning Cube User Manual

[Home](#) » [BEST LEARNING](#) » BEST LEARNING 8593 Learning Cube User Manual 

Contents

- 1 BEST LEARNING 8593 Learning Cube
- 2 INTRODUCTION
- 3 GETTING STARTED
- 4 CARE AND MAINTENANCE
- 5 BATTERY SAFETY
- 6 TROUBLESHOOTING
- 7 FREQUENTLY ASKED QUESTIONS
- 8 VIDEO – PRODUCT OVERVIEW
- 9 References

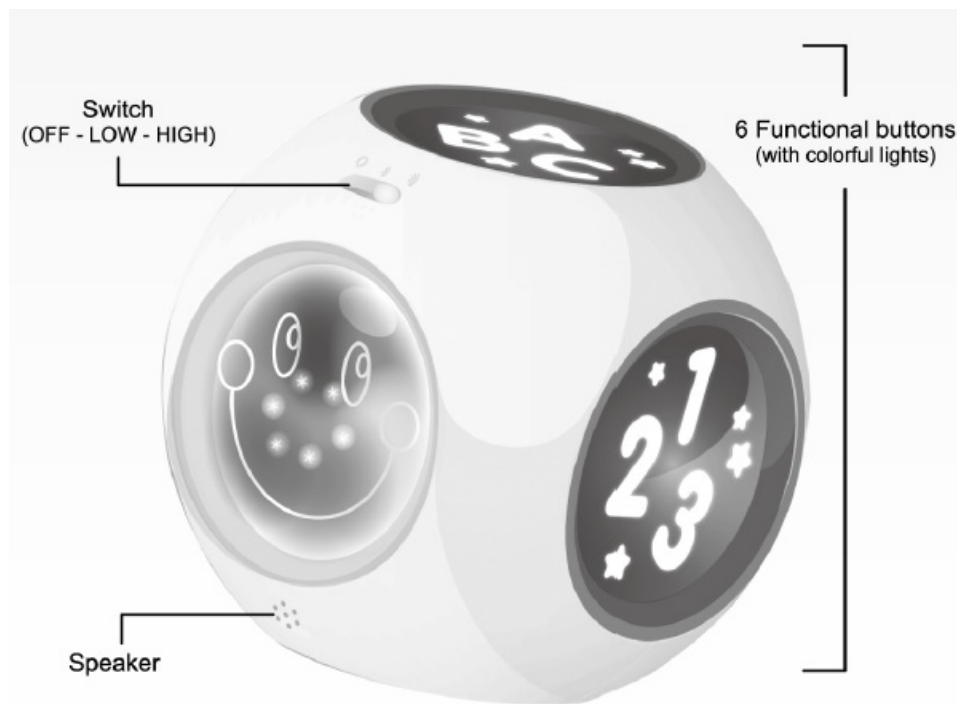


BEST LEARNING 8593 Learning Cube



INTRODUCTION

The Learning Cube is an interactive and educational toy intended for toddlers and early learners. Stimulate your little one to a whole new way of learning the alphabet, numbers, colors, songs of the alphabet, numbers and colors, entertaining animal sounds, instrument sounds, and lovely music!
(6+ months)



INCLUDED IN THIS PACKAGE

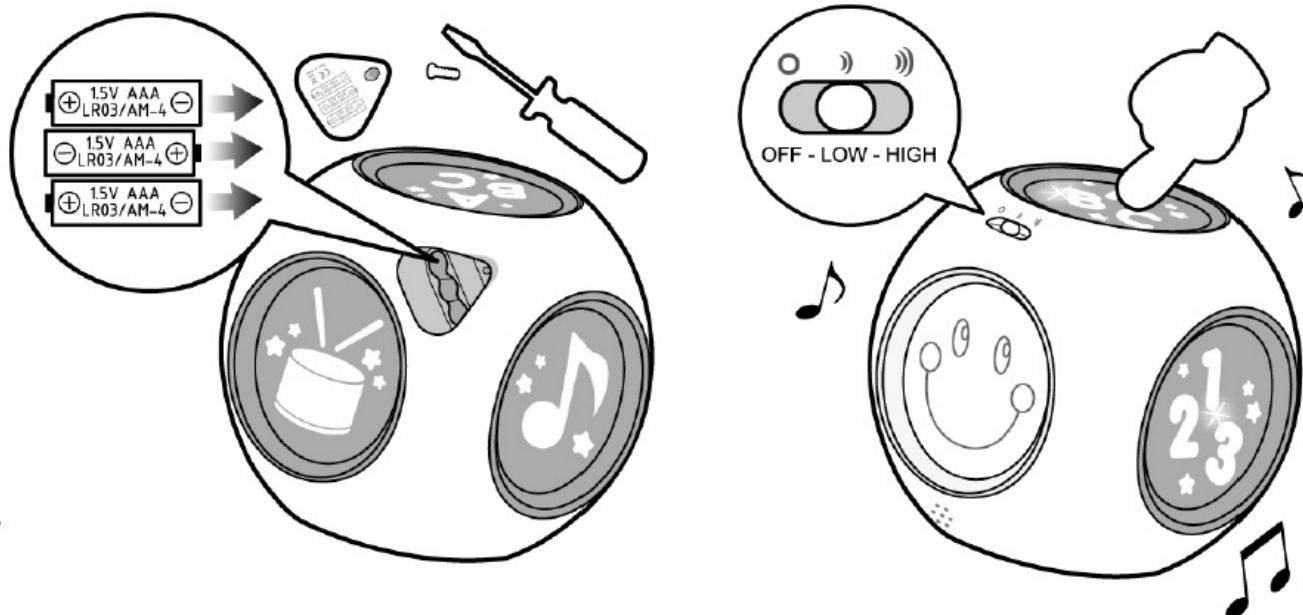
- 1 interactive Learning Cube.

ADVICE

- For best performance, please make sure to turn the unit OFF before inserting or removing batteries. Otherwise, the unit may malfunction.
- All packing materials, such as tape, plastic, sheets, packaging locks, wire ties, and tags are not part of this toy and should be discarded for your child's safety.
- keep this user's manual as it contains important information.
- Please Please protect the environment by not disposing of this product with household waste.

GETTING STARTED

Take the Learning Cube out of the storage slot.






Battery Installation

The Learning Cube operates on 3 AAA (LR03) batteries:

1. Locate the battery cover of the unit and open it with a screwdriver.
2. Insert 3 AAA (LR03) batteries as illustrated.
3. Close the battery cover securely.

Start Playing

- Once batteries are installed, switch on the power from  to  or .
- Then press any of the buttons to play!

SLEEPING MODE

- If the Learning Cube is not active for more than 2 minutes, it will automatically go into sleeping mode to save power.
- Press any button to wake up the Learning Cube.
- We recommend switching the unit OFF when done playing with it.

Functional Buttons



ALPHABET

- Learn the alphabet A~Z and play the alphabet song.
- “A B C D E F G H I J K L M N O P Q R S and T U V W X Y and Z now I know my ABCs next time won’t you sing along with me (now I know my ABCs next time won’t you sing with me)”

NUMBER

- Learn the number 1~10 and play the number song.
- “I say one two three (you say one two three) you say four five six (I say four five six) the next is seven eight nine and ten we do the counting count together from one to ten let’s do it again! (now we can count aloud!)”

COLOR

- Learn the colors as the LED lights up and play the color song.
- “red yellow green and blue-green and blue shiny orange and purple too all the colors that we know live up in the rainbow”

MUSIC

- Play 10 fun music.
- **Tip:** Play music with the musical instrument button or animal button at the same time to hold a little concert!

MUSICAL INSTRUMENT

- Play 12 instrument sounds.
- Drum, Shaker, Cymbal, Castanet, Triangle, Tambourine
- **Tip:** Hold on to the button, and discover more hidden sounds!

ANIMAL

- Play 15 entertaining animal sounds.
- Bird, Bear, Cat, Cow, Dog, Duck, Elephant, Frog, Horse, Leopard, Monkey, Owl, Rooster, Sheep, Tiger

CARE AND MAINTENANCE

- Keep products away from foods and beverages.
- Clean with a slightly damp cloth (cold water) and mild soap.
- Never submerge the product in water.
- Remove batteries during prolonged storage.
- Avoid exposing the product to extreme temperatures.

BATTERY SAFETY

- Batteries are small parts and choking hazards to children and must be replaced by an adult.
- Follow the polarity(+/-) diagram in the battery compartment.
- Promptly remove dead batteries from the toy.
- Dispose of used batteries properly.
- Remove batteries from prolonged storage.
- Only batteries of the same type as recommended are to be used.
- DO NOT incinerate used batteries.
- DO NOT dispose of batteries in a fire, as batteries may explode or leak.
- DO NOT mix old and new batteries.
- DO NOT mix alkaline, standard (carbon-zinc), or rechargeable (Ni-Cd, Ni-MH) batteries.
- DO NOT recharge non-rechargeable batteries.
- DO NOT short-circuit the supply terminals.
- Rechargeable batteries are to be removed from the toy before being charged.
- Rechargeable batteries are only to be charged under adult supervision.

TROUBLESHOOTING

Symptom	Possible Solution
The toy does not turn ON or does not respond.	<ul style="list-style-type: none"> • Make sure batteries are correctly installed. • Make sure the battery cover is securely attached. • Remove the batteries and put them back in. • Clean the battery compartment by rubbing it lightly with a soft eraser and then wiping it with a clean dry cloth. • Install new batteries.
Toy makes strange sounds, behaves erratically, or makes improper responses.	<ul style="list-style-type: none"> • Clean battery contacts per the above instructions. • Install new batteries.

FREQUENTLY ASKED QUESTIONS

What is the BEST LEARNING 8593 Learning Cube?

The BEST LEARNING 8593 Learning Cube is an interactive educational toy designed to stimulate learning through various activities.

What are the dimensions of the BEST LEARNING 8593 Learning Cube?

The BEST LEARNING 8593 Learning Cube measures 5.71 x 5.71 x 5.71 inches.

How much does the BEST LEARNING 8593 Learning Cube weigh?

The BEST LEARNING 8593 Learning Cube weighs 15.5 ounces.

What batteries does the BEST LEARNING 8593 Learning Cube require?

The BEST LEARNING 8593 Learning Cube requires 3 AAA batteries.

Who manufactures the BEST LEARNING 8593 Learning Cube?

The BEST LEARNING 8593 Learning Cube is manufactured by Best Learning Materials Corp.

What age group is the BEST LEARNING 8593 Learning Cube suitable for?

The BEST LEARNING 8593 Learning Cube is typically suitable for toddlers and young children aged 18 months and above.

What activities or features does the BEST LEARNING 8593 Learning Cube offer?

The BEST LEARNING 8593 Learning Cube offers activities such as shape sorting, musical play, animal sounds, and light-up buttons to engage children in interactive learning experiences.

Why won't my BEST LEARNING 8593 Learning Cube power on?

Ensure the batteries are properly installed and fully charged. Check the battery compartment for any corrosion or loose connections.

Why is there no sound coming from my BEST LEARNING 8593 Learning Cube?

Check the volume setting to make sure it is not turned down or muted. Verify that the batteries are properly installed and have sufficient charge.

How can I fix a stuck button on my BEST LEARNING 8593 Learning Cube?

Gently press the button repeatedly to see if it becomes unstuck. If it remains stuck, inspect the button area for any debris and clean it carefully.

Why is the light on my BEST LEARNING 8593 Learning Cube not working?

Ensure that the batteries are correctly installed and have sufficient charge. If the light still does not work, it may be a faulty component that requires repair or replacement.

What should I do if my BEST LEARNING 8593 Learning Cube randomly shuts off?

Check the battery connections to ensure they are secure. Replace the batteries with new ones to see if the issue persists. Inspect the battery compartment for any corrosion or damage.

How can I prevent my BEST LEARNING 8593 Learning Cube from making static or distorted sounds?

Replace the batteries with fresh ones to ensure adequate power supply. Check the speaker area for any debris or obstruction and clean it if necessary.

Why does my BEST LEARNING 8593 Learning Cube only work intermittently?

Inspect the battery compartment for loose or corroded connections. Ensure that the batteries are properly installed and have sufficient charge. If the problem continues, there may be an internal connection issue that needs professional repair.

How can I reset my BEST LEARNING 8593 Learning Cube if it's not functioning correctly?

Turn off the cube and remove the batteries. Wait for a few minutes before reinserting the batteries and turning the cube back on. This can help reset the internal electronics.

VIDEO – PRODUCT OVERVIEW



[Download the PDF link: BEST LEARNING 8593 BEST LEARNING 8593 Manual Learning-Cube-User-Manual.mp4](#)

REFERENCE: [BEST LEARNING 8593 Learning Cube User Manual-Device.Report](#)

References

- [User Manual](#)