



2221
MUSHROOM
GARDEN



BEST LEARNING 2221 Mushroom Garden User Manual

[Home](#) » [BEST LEARNING](#) » [BEST LEARNING 2221 Mushroom Garden User Manual](#) 

Contents

- [1 BEST LEARNING 2221 Mushroom Garden](#)
- [2 INTRODUCTION](#)
- [3 INCLUDED IN THIS PACKAGE](#)
- [4 GETTING STARTED](#)
- [5 HOW TO PLAY](#)
- [6 CARE AND MAINTENANCE](#)
- [7 BATTERY SAFETY](#)
- [8 TROUBLESHOOTING](#)
- [9 FREQUENTLY ASKED QUESTIONS](#)
- [10 VIDEO – PRODUCT OVERVIEW](#)
- [11 References](#)
- [12 Related Posts](#)

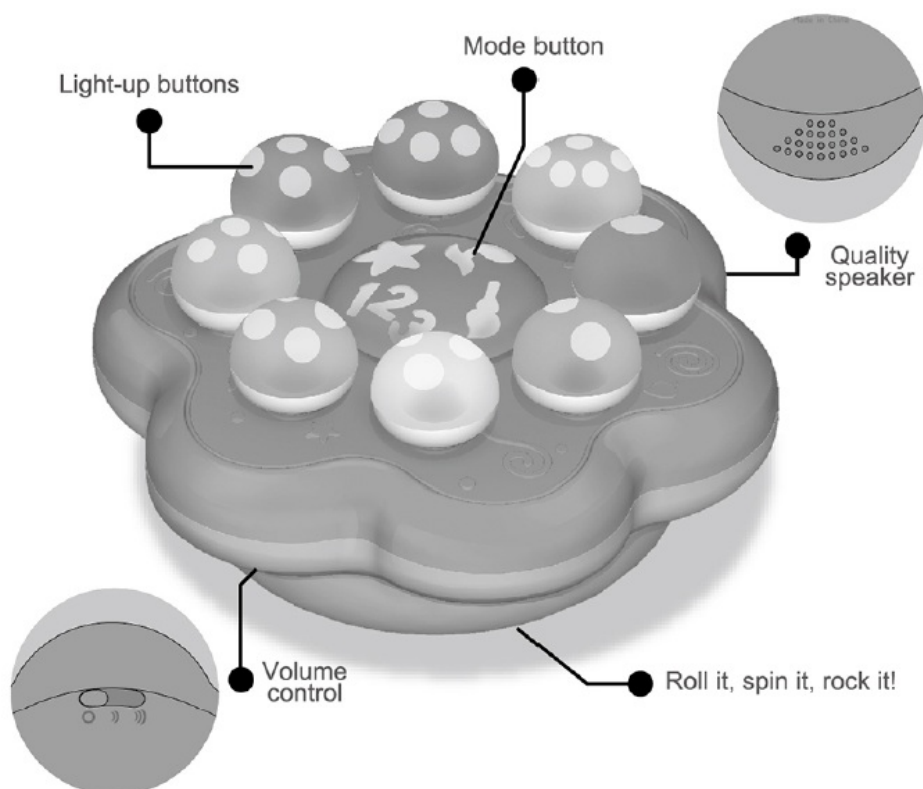


BEST LEARNING 2221 Mushroom Garden



INTRODUCTION

This interactive toy rocks with light-up mushroom buttons to learn colors, and numbers, play children's songs, and wacky sound effects. Every movement with the Mushroom Garden will be full of surprises!



INCLUDED IN THIS PACKAGE

1 Interactive Mushroom Garden.

ADVICE

- All packing materials, such as tape, plastic, sheets, packaging locks, wire ties, and tags are not part of this toy and should be discarded for your child's safety.
- Please keep this user's manual as it contains important information.
- Please protect the environment by not disposing of this product with household waste.



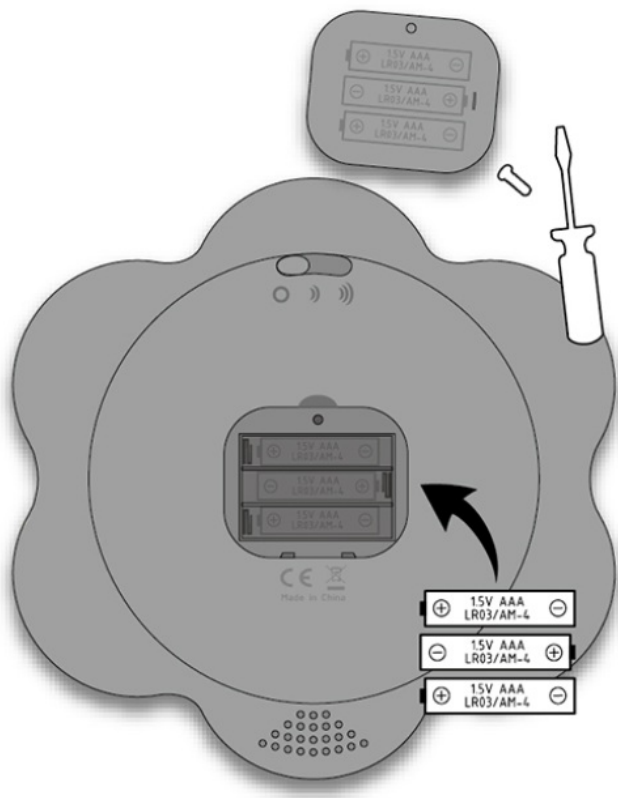
GETTING STARTED

Take the Mushroom Garden out of the storage slot.

Battery Installation

The Mushroom Garden operates on 3 AAA(LR03) batteries.


1. Locate the battery cover on the back of the unit and open it with a screwdriver.
2. Insert 3 AAALR03) batteries as illustrated.
3. Close the battery cover securely.



Start Playing

- Once the batteries are installed, the Mushroom Garden is ready to be used.



- Press  the to turn on the power.


HOW TO PLAY

Rock the Mushroom Garden as it will respond with sound and flashing lights.



Press the blue mode button to select different modes.

- Learn numbers by counting the dots on the mushroom. Simply push down the mushroom to hear and keep pushing it to hear more.



Color Mode

- Learn colors as the mushroom lights up. Simply push down the mushroom to hear and keep pushing it to hear more.



Music Mode

- Play music by rocking or spinning the Mushroom Garden. The mushrooms act as piano keys in this mode to play along.

Game Mode

Play various types of games.

- **Type 1:** “Where is the yellow mushroom?”
- **Type 2:** “Which mushroom has four white dots?”
- **Type 3:** “Follow me!” Watch the pattern and repeat it.

The pattern gets longer as you progress.

CARE AND MAINTENANCE

- Keep products away from foods and beverages.
- Clean with a slightly damp cloth (cold water) and mild soap.
- Never submerge the product in water.
- Remove batteries during prolonged storage.
- Avoid exposing the product to extreme temperatures.

BATTERY SAFETY

- Batteries are small parts and choking hazards to children and must be replaced by an adult.
- Follow the polarity (+/-) diagram in the battery compartment.
- Promptly remove dead batteries from the toy.
- Dispose of used batteries properly.
- Remove batteries from prolonged storage.
- Only batteries of the same type as recommended are to be used.
- DO NOT incinerate used batteries.
- DO NOT dispose of batteries in fire, as batteries may explode or leak.
- DO NOT mix old and new batteries.
- DO NOT mix alkaline, standard (carbon-zinc), or rechargeable (Ni-Cd, Ni-MH) batteries.
- DO NOT recharge non-rechargeable batteries.
- DO NOT short-circuit the supply terminals.
- Rechargeable batteries are to be removed from the toy before being charged.
- Rechargeable batteries are only to be charged under adult supervision.

TROUBLESHOOTING

The toy does not turn ON or does not respond.

- Make sure batteries are correctly installed.
- Make sure the battery cover is securely attached.
- Remove batteries and put them back in.
- Clean the battery compartment by rubbing it lightly with a soft eraser and then wiping it with a clean dry cloth.
- Install new batteries.

Toy makes strange sounds, behaves erratically, or makes improper responses.

- Clean battery contacts per the above instructions.
- Install new batteries.



FREQUENTLY ASKED QUESTIONS

What is the BEST LEARNING 2221 Mushroom Garden?

The BEST LEARNING 2221 Mushroom Garden is an interactive toy designed to engage young children with educational and sensory play. It often includes features that encourage exploration and learning through hands-on activities.

What are the dimensions of the BEST LEARNING 2221 Mushroom Garden?

The dimensions of the BEST LEARNING 2221 Mushroom Garden are 7.87 x 7.87 x 3.94 inches.

How much does the BEST LEARNING 2221 Mushroom Garden weigh?

The item weighs 11.3 ounces.

What is the price of the BEST LEARNING 2221 Mushroom Garden?

The BEST LEARNING 2221 Mushroom Garden is priced at \$29.98.

What type of batteries does the BEST LEARNING 2221 Mushroom Garden require?

The BEST LEARNING 2221 Mushroom Garden requires 3 AAA batteries to function.

What is the manufacturer's recommended age for the BEST LEARNING 2221 Mushroom Garden?

The recommended age for the BEST LEARNING 2221 Mushroom Garden is 12 months and up.

Who is the manufacturer of the BEST LEARNING 2221 Mushroom Garden?

The BEST LEARNING 2221 Mushroom Garden is manufactured by Best Learning Materials Corp.

What are the key features of the BEST LEARNING 2221 Mushroom Garden?

The BEST LEARNING 2221 Mushroom Garden features interactive elements that engage children in educational play, often including sound effects, lights, and touch-sensitive components.

How should the BEST LEARNING 2221 Mushroom Garden be cleaned?

The BEST LEARNING 2221 Mushroom Garden should be cleaned with a damp cloth. Avoid submerging it in water or using harsh cleaning agents.

What kind of educational benefits does the BEST LEARNING 2221 Mushroom Garden provide?

The BEST LEARNING 2221 Mushroom Garden promotes sensory development, fine motor skills, and early learning concepts through interactive play.

Why is my BEST LEARNING 2221 Mushroom Garden not turning on?

Ensure that the BEST LEARNING 2221 Mushroom Garden has fresh batteries installed and that they are correctly oriented in the battery compartment. If it still doesn't turn on, try replacing the batteries and checking for any corrosion in the battery compartment.

What should I do if the sounds from my BEST LEARNING 2221 Mushroom Garden are distorted or unclear?

Distorted or unclear sounds from the BEST LEARNING 2221 Mushroom Garden may indicate low battery power. Replace the batteries with new ones to restore clear sound.

Why are the lights on my BEST LEARNING 2221 Mushroom Garden not working?

Check if the BEST LEARNING 2221 Mushroom Garden is properly powered on and that the batteries are fully charged. If the lights still don't work, inspect the unit for any damage or loose connections.

Why is the BEST LEARNING 2221 Mushroom Garden not responding when my child presses the mushrooms?

Ensure that the batteries in the BEST LEARNING 2221 Mushroom Garden are fresh and properly installed. If certain mushrooms are not responding, gently clean the area around them to remove any debris or dirt that might be blocking the sensors.

What should I do if the BEST LEARNING 2221 Mushroom Garden turns off unexpectedly during play?

This could be due to low batteries or the built-in auto-shutoff feature to save power. Replace the batteries in the BEST LEARNING 2221 Mushroom Garden and ensure that it is used on a stable surface to prevent accidental shutoff.

VIDEO – PRODUCT OVERVIEW



[Download the PDF link: BEST LEARNING 2221 BEST LEARNING 2221 User Manual Mushroom-Garden-User-Manual.mp4](#)

REFERENCE: [BEST LEARNING 2221 Mushroom Garden User Manual-Device.Report](#)

References

- [User Manual](#)

[Manuals+.](#) [Privacy Policy](#)

This website is an independent publication and is neither affiliated with nor endorsed by any of the trademark owners. The "Bluetooth®" word mark and logos are registered trademarks owned by Bluetooth SIG, Inc. The "Wi-Fi®" word mark and logos are registered trademarks owned by the Wi-Fi Alliance. Any use of these marks on this website does not imply any affiliation with or endorsement.