



Bertazzoni PRO366BCFGMXT Professional Series All Gas Range Installation Guide

[Home](#) » [Bertazzoni](#) » Bertazzoni PRO366BCFGMXT Professional Series All Gas Range Installation Guide 

Bertazzoni PRO366BCFGMXT Professional Series All Gas Range Installation Guide



Fingerprint resistant stainless steel finish

Make cleaning a breeze thanks to the fingerprint resistant finish on all knobs, handles and oven door surfaces.

Bertazzoni signature counter-deep maintop

Bertazzoni signature stainless counter-deep maintop is designed to install flush with most kitchen countertops for a perfectly integrated look. Precise and flexible heating is generated through 6 Mono-bloc brass burners. 2 x 19000 BTUs power burners with dual ring of flame boil water in 6 minutes flat. A large, removable cast-iron griddle is included.

Extra large oven with dual convection

The 5.9 cu.ft gas oven with dual horizontal convection allows even baking and roasting on 7 shelf levels.

Bertazzoni ovens are equipped with an extralarge high-power broiler for broiling and grilling. Advanced programming and controls for the oven The elegant digital gauge gives precise control of oven temperature during pre-heating, roasting and baking, and has integrated controls for the food temperature probe.

Best-in-class features and design

The soft-close oven door with edge-to-edge tempered glass is a masterpiece of European engineering and makes the oven door very easy to wipe clean. Convenient smooth-glide telescopic racks on 2 levels help loading and unloading the oven.

Contents

- [1 GENERAL CHARACTERISTICS](#)
- [2 TECHNICAL SPECIFICATIONS](#)
- [3 DIMENSIONS](#)
- [4 INSTALLATION](#)
- [5 Documents / Resources](#)
 - [5.1 References](#)
- [6 Related Posts](#)

GENERAL CHARACTERISTICS

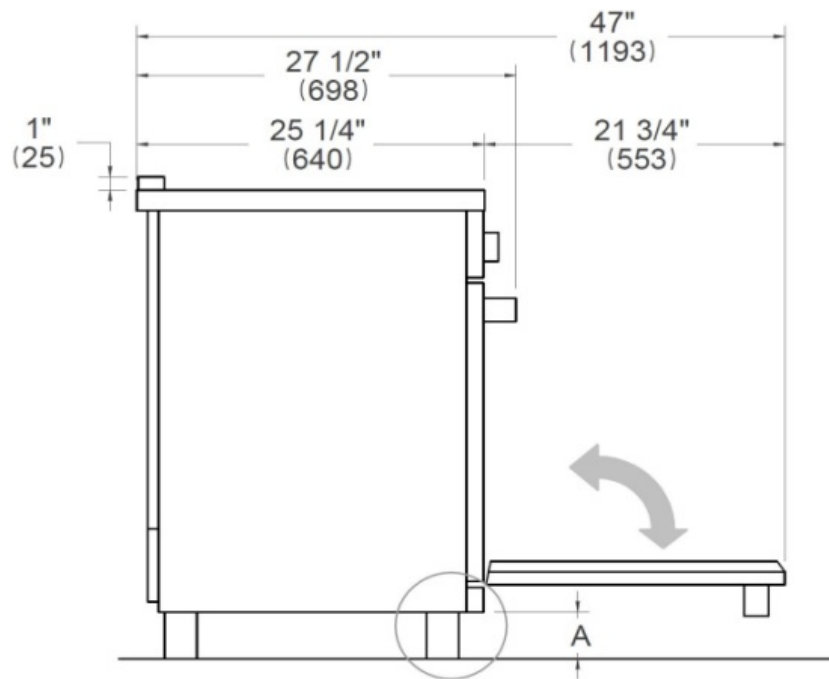
Worktop	6 gas burners with 2 lateral dual wok
Burners	Brass burners
Pan support	Cast iron
Up stand/Lid cover	1" stainless steel island trim
Knobs	Metal finish with ergonomic shape
Cooking modes	5
Tray	1 baking tray with grill trivet
Shelves	2 heavy duty
Levels	Laterals grids
Telescopic guides	2 sliding guides
Inner door	Squared 3 glasses
Door hinges	Soft closing
Legs	Stainless steel ø 2 3/8 inches

TECHNICAL SPECIFICATIONS

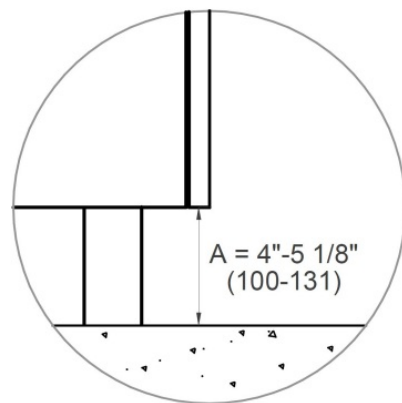
Electrical requirements	110 V 60 HZ – 300W 2.5A
Warranty	2 years parts & labor
Packaging dimensions	H: 42 1/8 W: 40 9/16 D: 29 15/16

DIMENSIONS

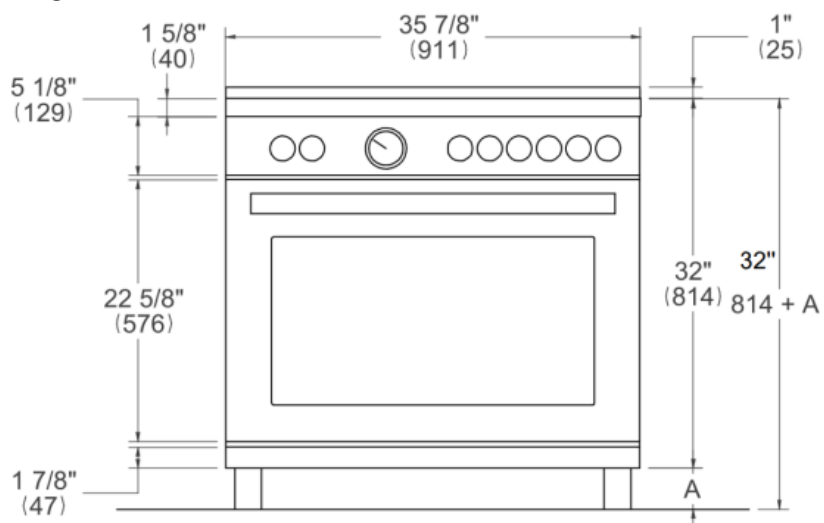
SIDE VIEW



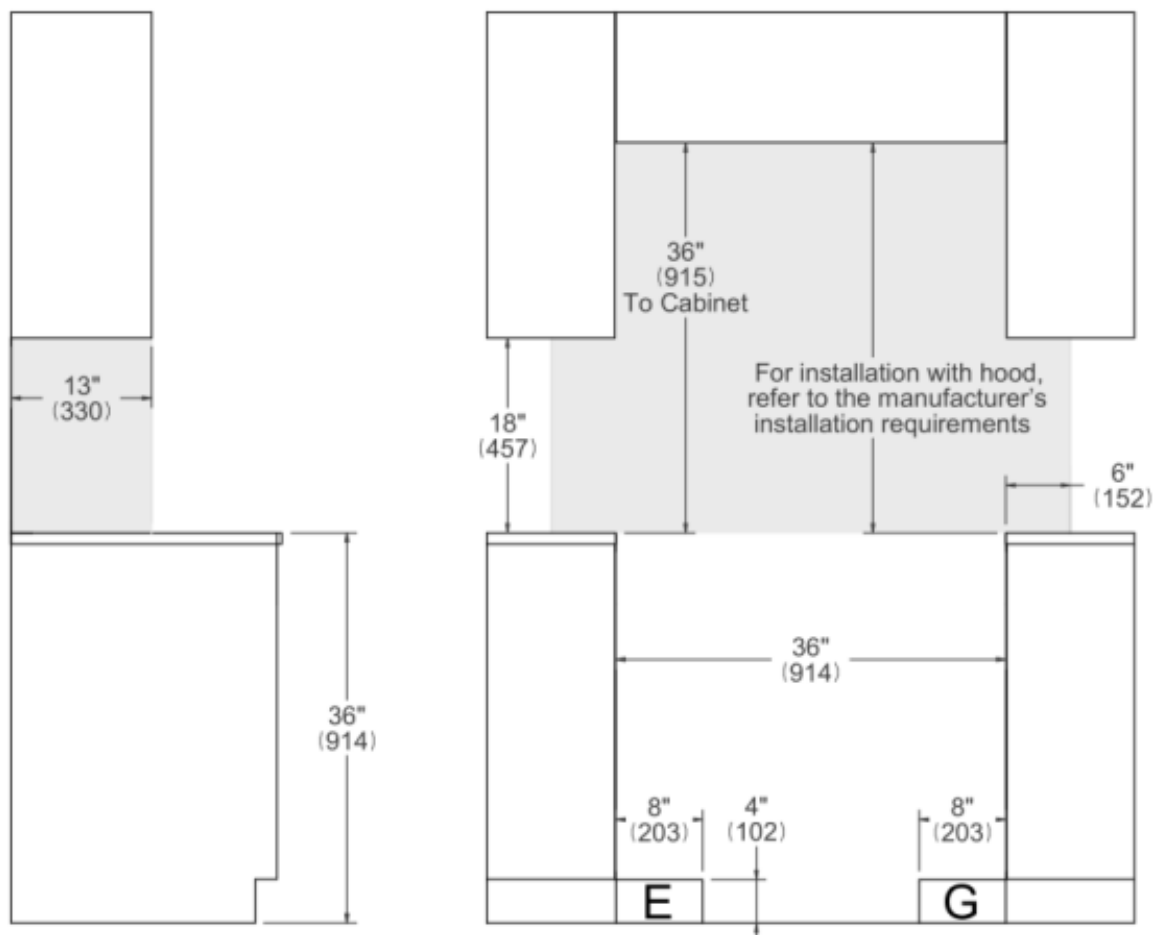
LEG DETAILS




FRONT VIEW



WORKTOP DETAILS



☐ A properly-grounded horizontally mounted electrical receptacle should be installed no higher than 3" (7.6 cm) above the floor, no less than 2" (5 cm) and no more than 8" (20,3 cm) from the left side (facing product). Check all local code requirements.

 Install agency approved, properly sized manual shut-off valve at max. height of 3" from floor, 2" min. height/ 8" max. height from the right side (facing product). Use approved shut-off valve & regulator gas connection, properly sized flex or rigid pipe. Check all local code requirements.



[Bertazzoni PRO366BCFGMXT Professional Series All Gas Range](#) [pdf] Installation Guide
PRO366BCFGMXT, PRO366BCFGMXT Professional Series All Gas Range, PRO366BCFGMX
T, Professional Series All Gas Range, All Gas Range, Gas Range, Range

References

- [User Manual](#)

[Manuals+](#), [Privacy Policy](#)

This website is an independent publication and is neither affiliated with nor endorsed by any of the trademark owners. The "Bluetooth®" word mark and logos are registered trademarks owned by Bluetooth SIG, Inc. The "Wi-Fi®" word mark and logos are registered trademarks owned by the Wi-Fi Alliance. Any use of these marks on this website does not imply any affiliation with or endorsement.