


BEOK CONTROLS CCT-25 Hub Controller Box Instruction Manual

[Home](#) » [BEOK CONTROLS](#) » BEOK CONTROLS CCT-25 Hub Controller Box Instruction Manual 

BEOK CONTROLS CCT-25 Hub Controller Box Instruction Manual

CCT-25 and CCT-28 Hub Controller Box Wiring Center Product Manual



Contents

- [1 Product summary](#)
- [2 Working Principle](#)
- [3 Technical Parameter](#)
- [4 Matters needing attention](#)
- [5 Product Size](#)
- [6 Wire Connection](#)
- [7 Documents / Resources](#)
 - [7.1 References](#)

Product summary

The connection center box is suitable for the floor heating system. It can receive the control signal from the room thermostats to control the actuator of the corresponding floor heating circuit. At the same time, it also has power linkage control module and no power linkage control module, which can respectively control the external water pump (or mixing unit, main valve, etc.) and boiler (or heat pump, etc.) with external control function.

Working Principle

When any room needs to be heated, the thermostat of the corresponding room will input a signal to this product, the corresponding actuator is turned on and the indicator is on; when any thermostat has no signal input, the corresponding actuator is turned off and the indicator is off. When any thermostat has signal input, after a preset delay time, the linkage output of water pump (with power linkage) and boiler (without power linkage) is on, and the corresponding linkage indicator is on; when all thermostats have no signal input, the linkage output of water pump and boiler is off, and the corresponding linkage indicator is off.


Technical Parameter

Power supply: 100-240VAC, 50/60Hz 10A
Passive output (Boiler): 8A
Circulating pump output: 250VAC, 8 (5)A
No power linkage: 1 normally open common terminal
Number of circuits: 8 loops or 5 loops
The max number of actuators in a circuit: 3pcs
Output delay: 200s

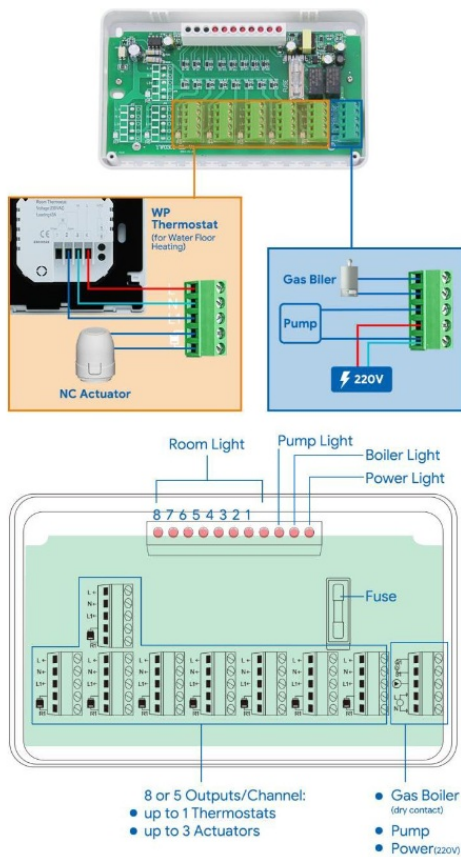
Matters needing attention

This product is only suitable for normally closed actuators. The normally open actuator may work abnormally; Please observe the technical parameters of the equipment, and the load of each interface is strictly prohibited to exceed the requirements of the technical parameters.


Product Size



Wire Connection



Documents / Resources



[BEOK CONTROLS CCT-25 Hub Controller Box \[pdf\] Instruction Manual](#)
CCT-25, CCT-25 Hub Controller Box, Hub Controller Box, Controller Box, Box

References

- [User Manual](#)

[Manuals+](#), [Privacy Policy](#)

This website is an independent publication and is neither affiliated with nor endorsed by any of the trademark owners. The "Bluetooth®" word mark and logos are registered trademarks owned by Bluetooth SIG, Inc. The "Wi-Fi®" word mark and logos are registered trademarks owned by the Wi-Fi Alliance. Any use of these marks on this website does not imply any affiliation with or endorsement.