



BenQ treVolo U Firmware Upgrade Software User Guide

[Home](#) » [BenQ](#) » BenQ treVolo U Firmware Upgrade Software User Guide 



treVolo U Firmware Upgrade Software User Guide

Contents

- [1 treVolo U Firmware Upgrade Software](#)
- [2 Documents / Resources](#)
- [3 Related Posts](#)

treVolo U Firmware Upgrade Software

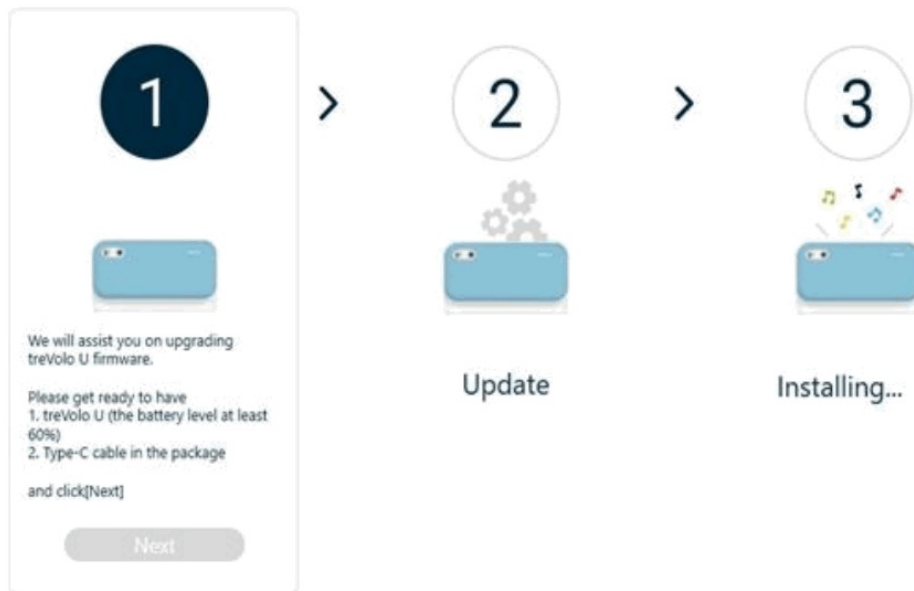
Firmware Upgrade Process Guide

The firmware of treVolo U can be upgraded through treVolo U updater v1.0.1.1. The updater is available in Microsoft Windows 10 platform or above. Below is the procedure for firmware upgrade.

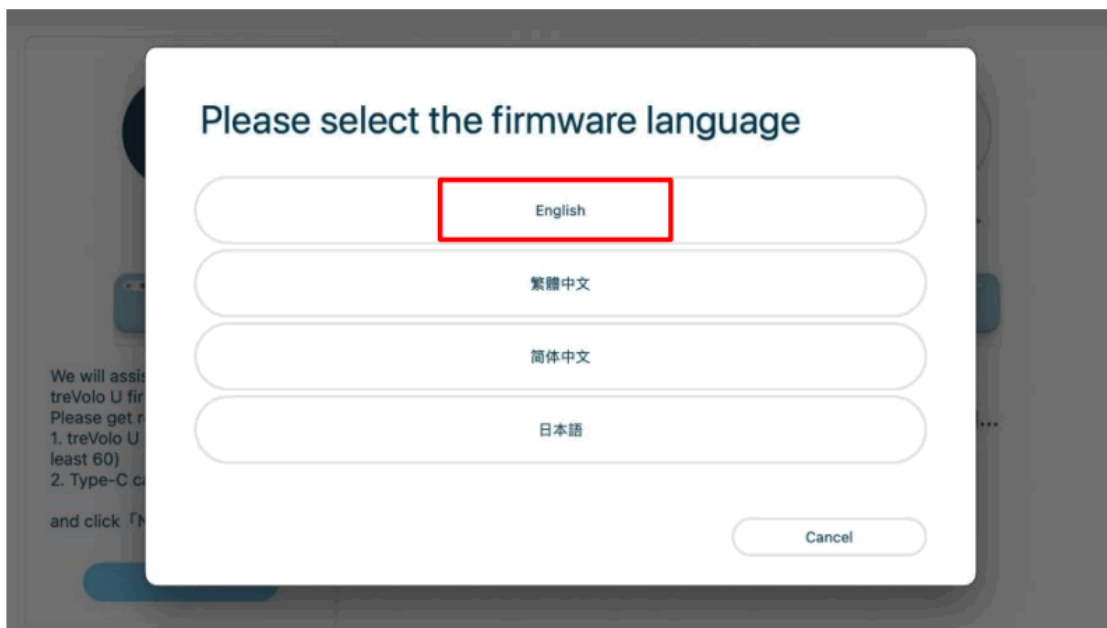
1. Download the treVolo U_updater-1.0.1.1 from BenQ official website. Once downloaded, please decompress the file to get treVolo U_updater-1.0.1.1. Then please double-click the treVolo U_updater icon, which looks like the below image.



2. Please double-click the installer to activate the firmware upgrade process; please make sure that the battery level is at least or over 60% before upgrading the firmware. As soon as the procedure is completed, the below screen will pop up.



3. After selecting [NEXT] , select [English] as the firmware language.



4. Press [NEXT] and the below screen will pop up ,

Please follow steps below:


1. Turn off the speaker, and remove USB cable
2. Press and hold the volume-up button and the Bluetooth button then press the power button
3. Release three buttons at the same time when the three white LED lights above the power button flash.
4. Use USB cable to connect the speaker and computer. Click "Update" below



5. Now please connect treVolo U with your device via the Type-C cable that comes with your package.
Next, follow the steps on the application interface like shown below:



6. Press Volume UP button and Bluetooth button at the same time, then press Power button to transform treVolo U into Firmware Upgrade Mode.



7. After transforming into Firmware Upgrade Mode, the three LED lights will spark at the same time as the image below.

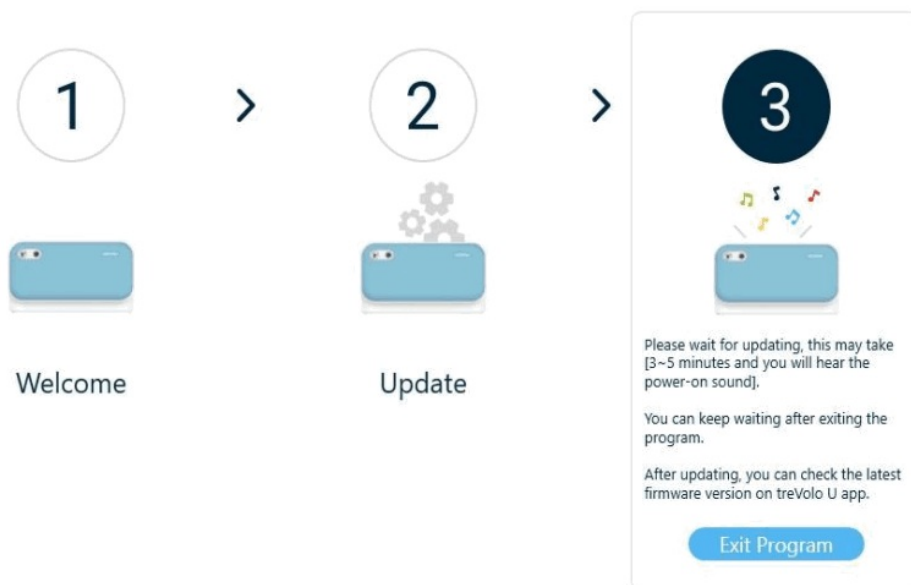


Now return to Application and press update .

8. If the firmware upgrade is successfully in process, the application interface will look as the below image.



When the below screen pops up, the upgrading process is completed.



Please press Exit Program and please wait for 3~5 minutes.

9. After the firmware is upgraded to the latest version in 3-5 minutes, you will hear the turn-on sound from the speaker. The whole process is then completed.

Firmware updater macOS manual

treVolo U speaker can be updated via treVolo U_updater-1.0.0.4 program. The task can be performed in MacOS platform. The followings are the detailed procedures.

1. Please download the treVolo_U_updater v1.0.0.4 from BenQ official website.



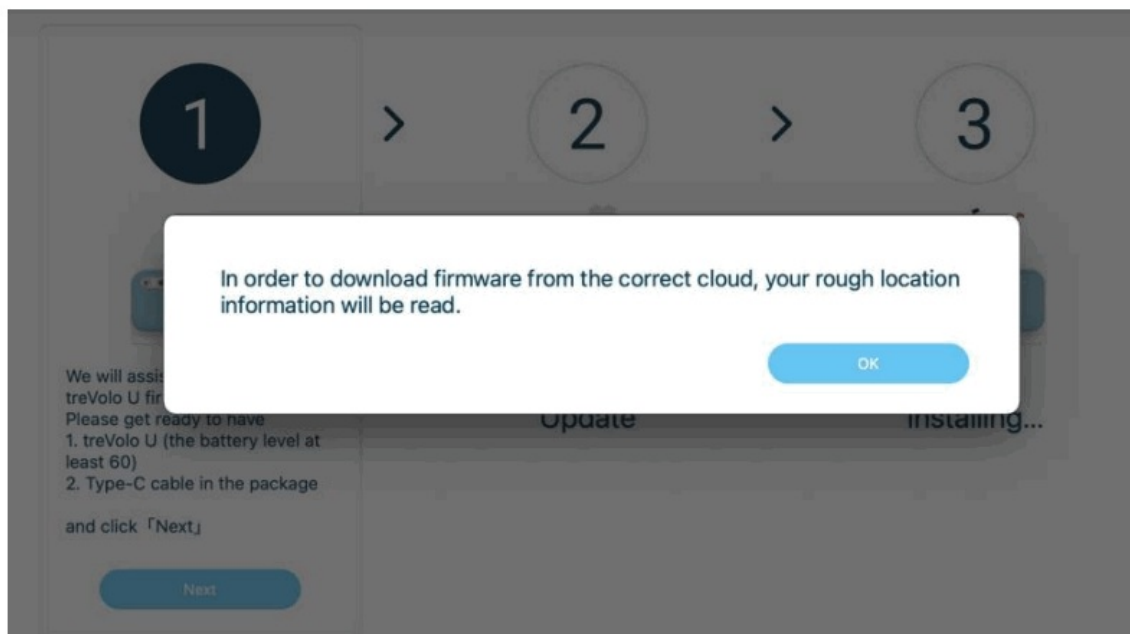
2. After downloading, please unzip the .zip file by clicking the zip icon twice, and the treVolo U updater will appear as the below file image.



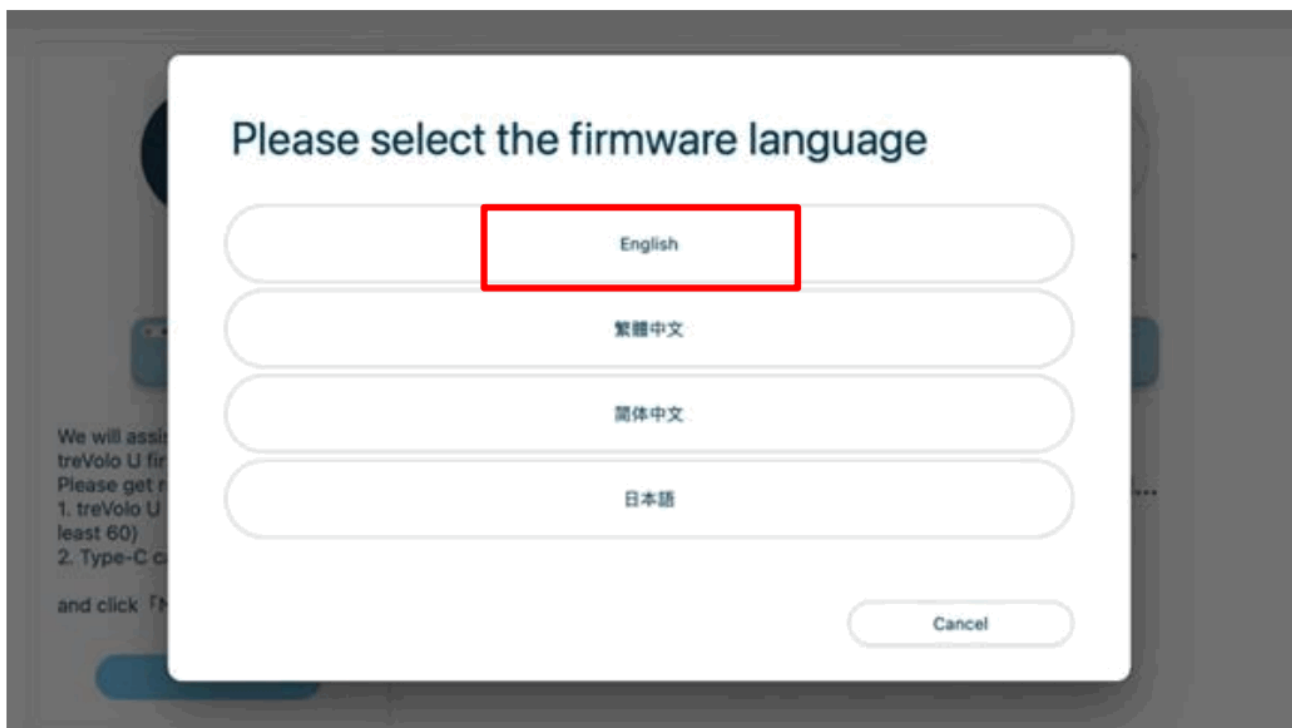
3. Please double-click the folder icon, the treVolo U firmware updater will be available and look as the below image.



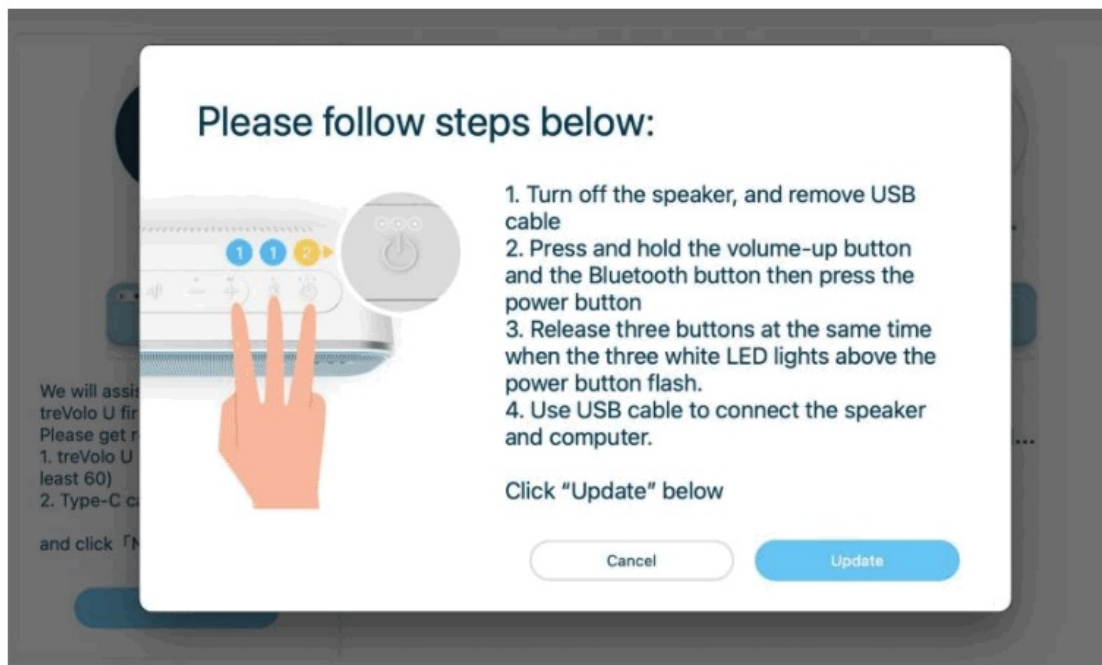
4. Please make sure the battery level of treVolo U is at least or over 60% and take the Type-C cable out from the package for further procedures.
5. Next, open the treVolo application to start the firmware update process. The application interface will look as the below image when you open it.



Then select English as the firmware language:



6. Then use the Type C cable to connect treVolo U speaker with your device, and follow the shown instruction on the screen:



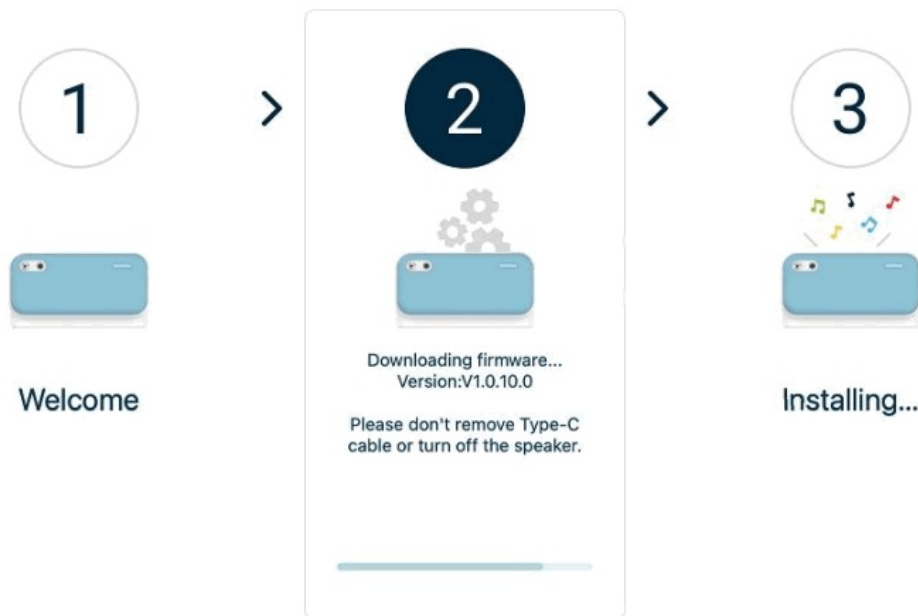
Connect the Speaker with macOS system as the following image:



7. After transforming into Firmware Upgrade Mode, the three LED lights will spark at the same time as the image below.



8. Please return to the treVolo U updater, and if the firmware upgrade is successfully in process, the application interface will look as the below image.



9. After the firmware is upgraded to the latest version in 3-5 minutes, you will hear the power-on sound from the speaker. The whole process is then completed.



BenQ

Documents / Resources

<small>BenQ treVolo U Firmware Upgrade User Guide (Windows)</small>	BenQ treVolo U Firmware Upgrade Software [pdf] User Guide treVolo U Firmware Upgrade Software, treVolo U, Firmware Upgrade Software, Upgrade Software, Software
---	--