




Bellman Symfon BE2021 Maxi Pro Conversational Amplifier With Bluetooth User Manual

[Home](#) » [Bellman Symfon](#) » Bellman Symfon BE2021 Maxi Pro Conversational Amplifier With Bluetooth User Manual 

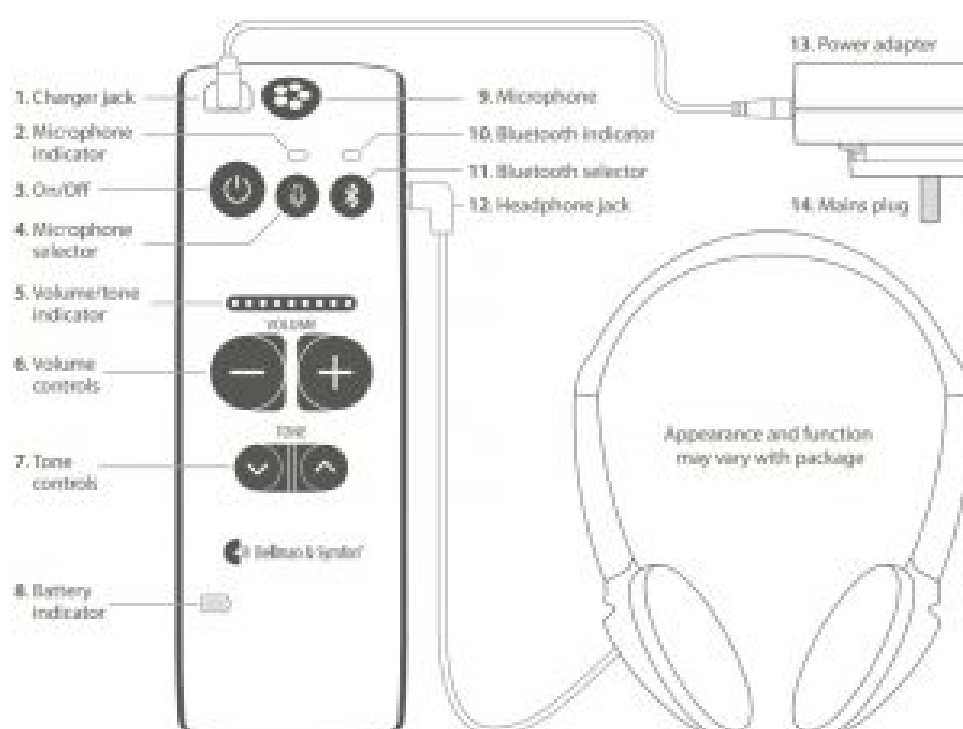
Bellman Symfon BE2021 Maxi Pro Conversational Amplifier With Bluetooth User Manual



Contents

- [1 Product Overview](#)
- [2 About Maxi Pro](#)
- [3 Getting started](#)
- [4 Using Maxi to clarify speech](#)
- [5 Using Maxi with your mobile phone](#)
- [6 Using Maxi for TV listening](#)
- [7 Battery and charging](#)
- [8 Attaching the clip](#)
- [9 Troubleshooting](#)
- [10 Care and maintenance](#)
- [11 Documents / Resources](#)
- [12 Related Posts](#)

Product Overview



About Maxi Pro

Maxi Pro is a digital conversation amplifier that brings out the words so you can hear them loudly and clearly. Use Maxi to enhance the speech around the table, when you talk on the mobile phone or when you watch TV.

Getting started

Step 1: Charge Maxi

1. Connect the charging cable to the power adapter **(13)** and to the charger jack **(1)** marked in yellow.
2. Fit the mains plug **(14)** to the power adapter **(13)** and check that it is properly locked before connecting it to the power outlet.
3. The battery indicator **(8)** blinks in green during charging. After about three hours it emits a steady green light to show that that Maxi is fully charged.

Step 2: Connect Maxi

Connect the supplied headphones, earphones, headset, earset or neck loop to the Maxi headphone jack **(12)** marked in green.

Step 3: Start Maxi

Press the On/Off button **(3)** for about one second to start Maxi. The microphone indicator **(2)** lights up in green and the current volume is shown by the volume/tone indicator **(5)** for three seconds.

To switch Maxi off, press and hold the On/Off button **(3)** for about three seconds until all indicators go out.

Using Maxi to clarify speech



Maxi is equipped with a built in omni-directional microphone **(9)** that enhances speech. Place Maxi on a table close to the person talking, hold it in your hand or attach it to your clothes using the clip

Adjusting the volume

Press **(+)** on the volume controls **(6)** to increase the volume and **(-)** to decrease it. The microphone volume can be adjusted in 9 steps and the TV and mobile phone volume in 15 steps. The level is shown in the volume/ tone indicator **(5)**.

Note: Every time you turn on Maxi, the volume is set to low to avoid unpleasant sound levels.

Adjusting the tone

Press the  on the tone controls **(7)** to increase the treble and the  to decrease it. The treble can be adjusted in 5 steps and is visible in the volume/tone indicator **(5)**.

Note: Increasing the treble makes the S, F and T sounds more pronounced and the words easier to make out.

Using Maxi with your mobile phone

Pairing

1. Make sure that your Maxi is in microphone mode by pressing the microphone selector **(4)**.
2. Press and hold the Bluetooth selector **(11)** until the Bluetooth indicator **(10)** starts to blink in blue.
3. Make sure Bluetooth is activated on your mobile phone. Open the Bluetooth menu in Settings and select "Maxi Pro" in the list.
4. The Bluetooth indicator will emit a steady blue light to show that the pairing was successful.

Note: If your phone has been disconnected from Maxi, you need to reconnect it by repeating step 3 to 4.

Answering a phone call

1. When the mobile phone rings, the Maxi Bluetooth indicator **(10)** blinks in blue. All other sounds are muted and

you'll hear the ring signal in your headphones.

2. To answer the call, press the Maxi Bluetooth selector **(11)** or use the remote on your headset. You will now hear the enhanced voice of the caller in your headphones. Your voice will be picked up by the Maxi microphone.
3. To hang up, press the Bluetooth selector once more.

Note: To decline an incoming call, press and hold the Maxi Bluetooth selector for three seconds.

Making a phone call

When you talk on the mobile phone, you hear the enhanced voice of the recipient in your headphones. Your voice will be picked up by the Maxi microphone.

Streaming music

Play a song on your mobile phone and press the Maxi Bluetooth selector **(11)** until you hear the music.

Using a headset with microphone

When you talk over the phone, the sound will be picked up from the headset remote microphone instead of the Maxi microphone.

Using Maxi for TV listening

In order to stream the sound from your TV, you need a Maxi Pro TV streamer, see separate user manual for installation instructions.

Listening to the TV

Turn on the TV, select a show and press the Maxi Bluetooth selector **(11)** until you hear the TV.

Note: If you get a call during the show, the sound from the TV will be muted, so you can hear the caller's voice clearly. When you hang up, the sound from the TV will automatically come back.

Automatic reconnection

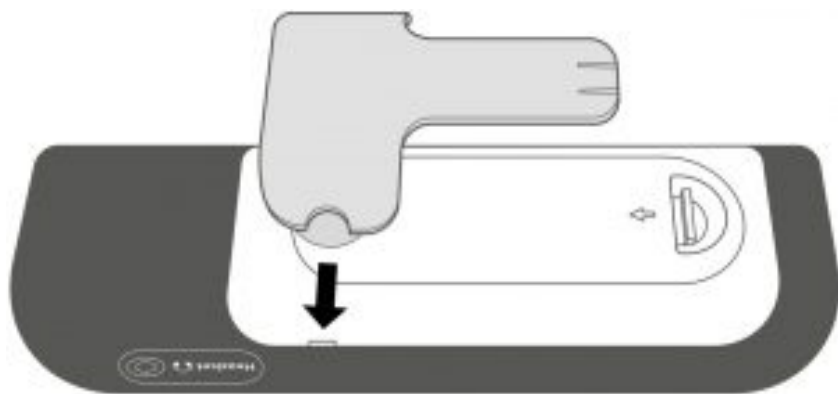
Maxi will automatically reconnect to your TV streamer as soon as it's within range, so you can bring Maxi when you visit family and friends without hassle.

Battery and charging

Maxi is equipped with a rechargeable battery that lasts for up to 70 hours. When the battery indicator **(8)** starts to blink in red, it's time to charge it, see Charge Maxi.

Attaching the clip

To attach the clip, place the clip against the back cover and press firmly until it locks. To remove it, pull the round handles out from the sides.



Troubleshooting

Most problems with Maxi Po can be solved quickly by following the advice below.

If	Try this
I can't get the units to pair via Bluetooth.	Make sure that your Maxi is in microphone mode by pressing the microphone selector (4) . Try pairing the units again by following the steps in the section Pairing.
Nothing happens when I press the Maxi On/Off button	The batteries are depleted. Charge Maxi, see Charge Maxi.
The Maxi battery indicator is blinking in red.	The battery level is low. Charge Maxi, see Charge Maxi.
I hear no sound in my headphones, even though Maxi is turned on.	<ul style="list-style-type: none"> • First, make sure the volume is at the required level. Then, check that the headphone plug is properly connected to the Maxi headphone jack (12). • Increase the volume by pressing the on the Maxi volume controls (6). • Connect the headphones to another device, like a smartphone, and check if you hear any sound. If not, the headphones may need to be replaced. • If Bluetooth mode is selected, make sure that the TV streamer or mobile phone is within range, paired and streaming a sound.
I don't hear the mobile phone in my headphones.	Make sure Bluetooth is activated on your mobile phone and that it is paired with your Maxi, see Pairing in the Using Maxi with your mobile phone section
I don't hear the sound of the TV in my headphones	Make sure the TV streamer is within range and paired with your Maxi, see Pairing in the Using Maxi for TV-listening section.
The sound from the TV or mobile is too low, even though the Maxi volume is at the highest level.	Try to increase the volume on your TV or mobile phone instead.
I hear a high-pitched noise in my headphone	<ul style="list-style-type: none"> • Lower the volume or increase the distance between Maxi and the headphones. • Direct the Maxi microphone (9) away from you.
Maxi seems unresponsive/frozen.	<ul style="list-style-type: none"> • Press and hold the On/Off button (3) for ten seconds until Maxi turns off. • Press the On/Off button for about one second to start Maxi again.

Care and maintenance

Using the product

Note: Maxi Pro can produce high sound levels. Please use with care. Increase the volume level gradually to a comfortable level. Exposure to high sound levels can damage your hearing.

Ensure that small parts are kept out of reach from children.

Operate the product in a dry environment where the temperature is always between 0° and 35° C.


Cleaning

Clean the product with a soft, lint-free cloth. Avoid getting moisture in openings.

Service and warranty

If the product appears to be damaged or doesn't function properly, follow the instructions in this leaflet. If the product still doesn't function as intended, contact your local dealer for information on service and warranty.

Documents / Resources



[Bellman Symfon BE2021 Maxi Pro Conversational Amplifier With Bluetooth](#) [pdf] User Manual
BE2021 Maxi Pro, Conversational Amplifier With Bluetooth