



BEITONG i1 MFi Game Controller User Manual

[Home](#) » [BEITONG](#) » BEITONG i1 MFi Game Controller User Manual 

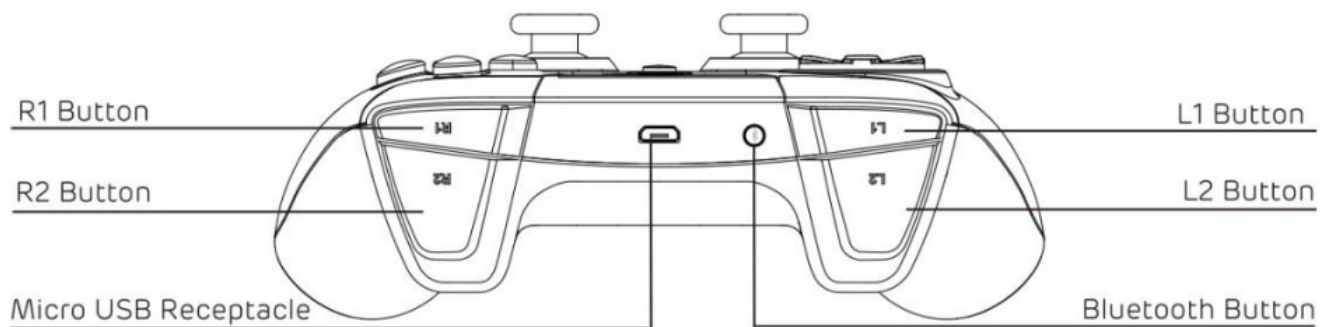



USER MANUAL

Contents

- [1 Button Introduction](#)
- [2 Power ON/OFF Procedure](#)
- [3 Connection Tutorial](#)
- [4 Adaptation platform](#)
- [5 Force Pairing](#)
- [6 Product Specification](#)
- [7 Customer Service](#)
- [8 Documents / Resources](#)
 - [8.1 References](#)

Button Introduction



Power ON/OFF Procedure

In the power-on state, short press HOME Button to turn on the controller, long press HOME Button for 5 seconds to turn off the controller.



- When the Controller is not connected, without any operation for 2 minutes, the controller will automatically enter sleep mode and the indicator light will be off.
- When the controller is connected, without any operation for 10 minutes, the controller will automatically enter sleep mode and the indicator light will be off.
- In the sleep mode state, press HOME Button, the controller will turn on again.

Connection Tutorial

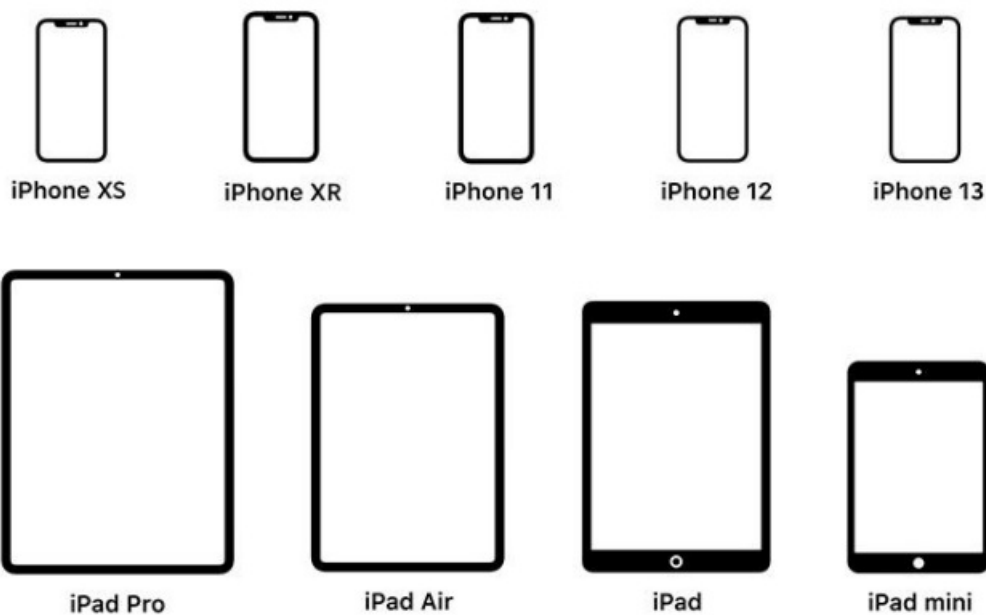


1. When using the controller for the first time, short press the HOME Button to turn it on, and the controller will enter pairing mode.
*In this state, the indicator lights of controller will flash slowly in sequence from 1 to 4.
2. Open up the Bluetooth function of the Apple devices, search for "BTP-iG6", click and connect the controller.
*After connecting successfully, the indicator 1 of the controller is always on.
3. Re-connect: When you turn on the controller, it will attempt to reconnect to the last connected Apple device.

Adaptation platform

Support iPhone iPad iPod Touch with iOS 10.0 or later.

Adaptation platform



Charging Instructions

Low Battery	The indicator lights will flash quickly, when the battery is less than 10%.
Charging	Computer USB DCSV or Standard mobile phone DCSV charger
Indicator Light State	Charging in connected state: Indicator light 1 will on, when full charged, the all lights will stay on for 10 seconds and then turns off and the light 1 still on.
	Charging in power off state: 1.If light flash and cycle from light 1 to 4 continuously, battery is less than 25%. 2.If light 1 is on, flash and cycle from light 2 to 4 continuously, battery is less than 50%. 3.If light 1 and 2 is on, flash and cycle from light 3 to 4 continuously, battery is less than 75%. 4.If light 1, 2 and 3 is on, light 4 flash, battery is more than 75%. 5.When charging is completed, then fade them off.

Force Pairing

If fail to connect the Apple device automatically or the Bluetooth signal of the controller cannot be recognized, you can use forced pairing.



1. Press and hold the Bluetooth pairing button of the controller for 2 seconds in the power-on state to enter the forced pairing mode, and all the indicator lights of the controller will flash quickly.
2. Search for BTP-iG6 and pairing with a new Apple device, the indicator light 1 will be on.

Product Specification

Name	BEITONG i1 10S Game Controller
Model	BTP-iG6
Power Supply	1000mAh Rechargeable Lithium Ion Battery, Type-C Charge Port
Connection	Bluetooth
Size	158x110x62MM
Weight	About 265G
Package Include	BEITONG i1 Game Controller x 1, USB Cable x 1, User Manual x 1

Licensed

Officially licensed by Apple, Compatible with hundreds of MFi-compatible game

Customer Service

Dear customer,

Thanks for using BEITONG gaming peripheral products.

We focus on providing gamer with a better gaming experience, please provide the information through your email for customer service:

a. Purchasing Channel b. Buyer ID c. Order Number d. Product Model

Please provide the below information for us according to the product situation

1. Please provide service reason

a. Function is not good b. Bad appearance c. Can not use in my device

d. Can not play the game i want to play e. Other reason

2. Please provide the service you need

a.Replacement b. Repairing c. Return d. Other

Customer service contact: beitong-oversea@betop-cn.com

We also welcome our customer to provide suggestion so that to improve and upgrade our product. Any good idea for our products, please feel free to contact us. It's very grateful. Meanwhile we'll select the customer who in high-quality advice to experience our new products for free opportunity.

Sincerely

BEITONG Customer Service Team

ABOUT BEITONG

Leading brand of smart gaming peripherals in China

Been focusing on game controller and software development more than 25 years

Sticking on quality, function and innovation

Customizing professional control solutions for different types of games

Creating the stronger experience of game control for gamers

CUSTOMER SERVICE

Official website: <https://www.betop-cn.com/en>

Service Email: beitong-oversea@betop-cn.com

More products and game information, please follow BEITONG official social media accounts.

		
Official YouTube	Official Amazon	Official Website
https://www.youtube.com/channel/UCBbxNpgQXmn7xzFNa3dZ9hw	https://www.amazon.com/beitong	https://www.betop-cn.com/en

i1 IOS GAME CONTROLLER



Documents / Resources

	<p>BEITONG i1 MFi Game Controller [pdf] User Manual i1 MFi Game Controller, i1 MFi, Game Controller, Controller</p>
---	--

References

- [cn.com](#)
- [\[Beitong official website\] 20 years leading brand of intelligent game controller](#)
- [User Manual](#)