

behringer TA312S Dynamic Gooseneck Microphone User Guide

[Home](#) » [Behringer](#) » behringer TA312S Dynamic Gooseneck Microphone User Guide 


behringer

TA312S Dynamic Gooseneck Microphone
User Guide

Contents

- [1 TA312S Dynamic Gooseneck Microphone](#)
- [2 Safety Instruction](#)
- [3 Features](#)
- [4 Specifications](#)
- [5 Documents / Resources](#)
 - [5.1 References](#)

TA312S Dynamic Gooseneck Microphone




TA312S

Dynamic Gooseneck Microphone for Vocal Applications

Safety Instruction

1. Read these instructions.
2. Keep these instructions.
3. Heed all warnings.
4. Follow all instructions.
5. Do not use this apparatus near water.
6. Clean only with dry cloth.
7. Do not block any ventilation openings.


Install in accordance with the manufacturer's instructions.

8. Do not install near any heat sources such as radiators, heat registers, stoves, or other apparatus (including amplifiers) that produce heat.
9. Use only attachments/accessories specified by the manufacturer.
10.  Use only with the cart, stand, tripod, bracket, or table specified by the manufacturer, or sold with the apparatus. When a cart is used, use caution when moving the cart/apparatus combination to avoid injury from tip-over.
11. Correct disposal of this product:

This symbol indicates that this product must not be disposed of with household waste, according to the WEEE

Directive (2012/19/EU) and your national law. This product should be taken to a collection center licensed for the recycling of waste electrical and electronic equipment (EEE). The mishandling of this type of waste could have a possible negative impact on the environment and human health due to potentially hazardous substances that are generally associated with EEE. At the same time, your cooperation in the correct disposal of this product will contribute to the efficient use of natural resources. For more information about where you can take your waste equipment for recycling, please contact your local city office, or your household waste collection service.

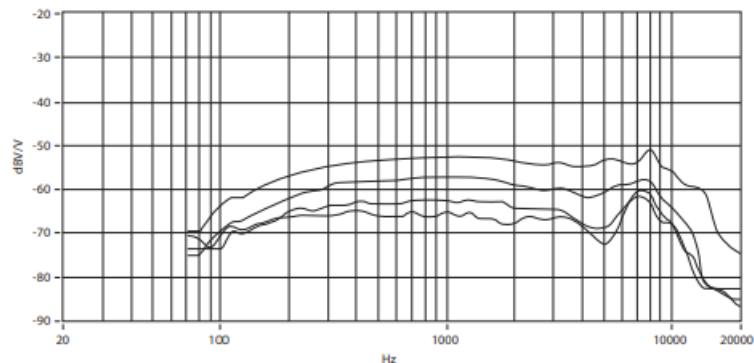


12.  Do not install in a confined space, such as a book case or similar unit.
13. Do not place naked flame sources, such as lighted candles, on the apparatus.

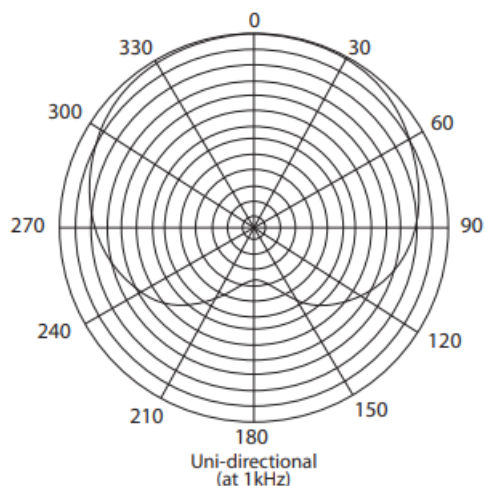
Features

- Professional dynamic microphone for transparent vocal projections
- Ideal as talkback microphone for studios, podiums, conferences and desktops
- Cardioid polar pattern minimizes background noise and feedback
- Flexible gooseneck shaft for ultimate user experience
- Convenient on/off switch to mute during breaks
- Extremely high signal output which lets the sound cut through
- Effective wind and pop noise filters included
- Rugged, reliable die-cast body construction

Frequency Response Curve



Polar Pattern



Specifications

| | |
|--------------------|--------------------------------------|
| Type | Dynamic |
| Frequency response | 50 Hz to 18 kHz |
| Impedance | 500 Ω |
| Connector | 3-pin |
| Polar pattern | Cardioid |
| Sensitivity | -53 dB \pm 3 dB @ 1 kHz (1 V / Pa) |
| Weight | 236 g |

Behringer is constantly striving to maintain the highest professional standards. As a result of these efforts, modifications may be made from time to time to existing products without prior notice. Specifications and appearance may differ from those listed or illustrated.

LEGAL DISCLAIMER

Music Tribe accepts no liability for any loss which may be suffered by any person who relies either wholly or in part upon any description, photograph, or statement contained herein. Technical specifications, appearances and other information are subject to change without notice. All trademarks are the property of their respective owners. Midas, Klark Teknik, Lab Gruppen, Lake, Tannoy, Turbosound, TC Electronic, TC Helicon, Behringer, Bugbear, Aston Microphones and Cool audio are trademarks or registered trademarks of Music Tribe Global Brands Ltd. © Music Tribe Global Brands Ltd. 2023 All rights reserved.

LIMITED WARRANTY

For the applicable warranty terms and conditions and additional information regarding Music Tribe's Limited Warranty, please see complete details online at community.musictribe.com/pages/support#warranty.

CE Hereby, Music Tribe declares that this product is in compliance with Directive 2014/30/EU, Directive 2011/65/EU and Amendment 2015/863/EU, Directive 2012/19/EU, Regulation 519/2012 REACH SVHC and Directive 1907/2006/EC.

behringer


Full text of EU DoC is available at <https://community.musictribe.com/>

EU Representative: Music Tribe Brands DK A/S




Address: Gimmel Strand 44, DK-1202 København K, Denmark

UK Representative: Music Tribe Brands UK Ltd.
Address: 8th Floor, 20 Farringdon
Street London EC4A 4AB, United Kingdom

Documents / Resources

| | |
|---|---|
|  | behringer TA312S Dynamic Gooseneck Microphone [pdf] User Guide TA312S Dynamic Gooseneck Microphone, TA312S, Dynamic Gooseneck Microphone, Gooseneck Microphone, Microphone |
|---|---|

References

-  [Music Tribe](#)
-  [Music Tribe](#)
-  [Music Tribe](#)
- [User Manual](#)