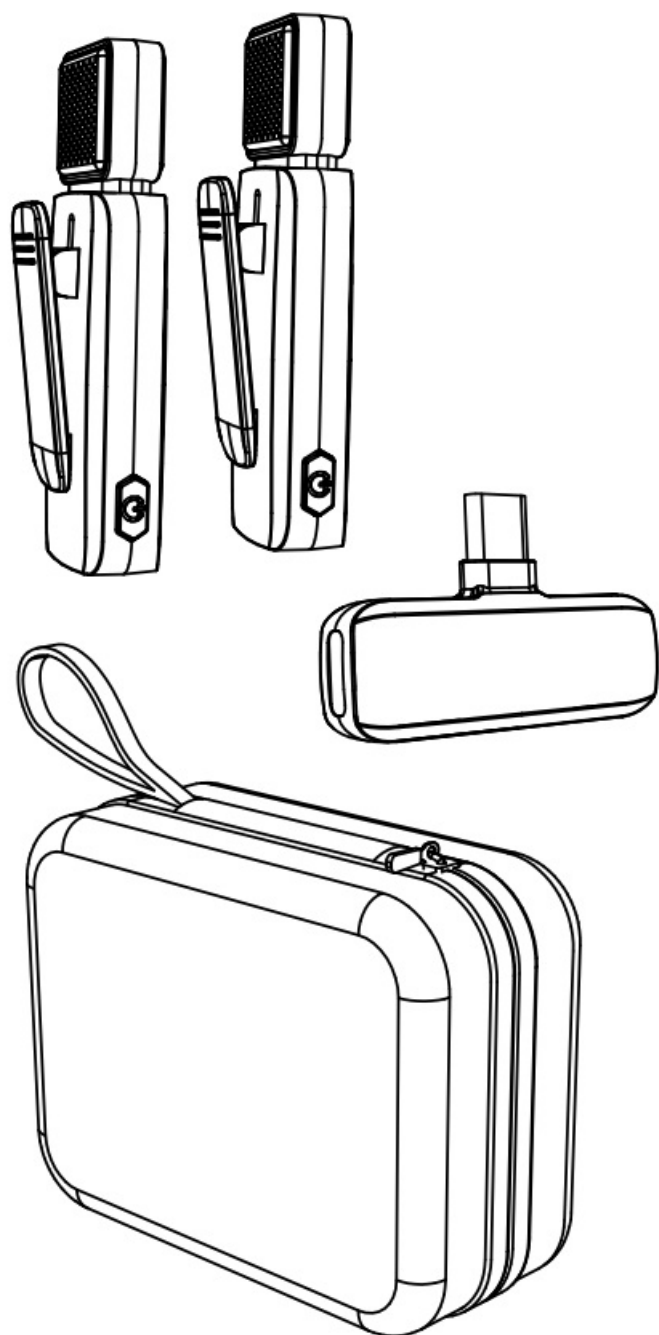




# behringer SMARTMIC2 Wireless Dual Lapel Microphone System User Guide

[Home](#) » [Behringer](#) » behringer SMARTMIC2 Wireless Dual Lapel Microphone System User Guide 

behringer SMARTMIC2 Wireless Dual Lapel Microphone System



## Contents

- 1 Safety Instruction
- 2 SMART MIC2
- 3 Accessories
- 4 Product Description
- 5 Operation
- 6 Microphone Power button functions
- 7 Microphone Status LED
- 8 Specifications
- 9 System
- 10 LEGAL DISCLAIMER
- 11 LIMITED WARRANTY
- 12 FEDERAL COMMUNICATIONS COMMISSION COMPLIANCE INFORMATION
- 13 Important information:
- 14 Customer Support
- 15 Documents / Resources
  - 15.1 References
- 16 Related Posts


## Safety Instruction

1. Read these instructions.
2. Keep these instructions.
3. Heed all warnings.
4. Follow all instructions.
5. Do not use this apparatus near water.
6. Clean only with dry cloth.
7. Do not block any ventilation openings. Install in accordance with the manufacturer's instructions.
8. Do not install near any heat sources such as radiators, heat registers, stoves, or other apparatus (including amplifiers) that produce heat.
9. Use only attachments/accessories specified by the manufacturer.



10. Use only with the cart, stand, tripod, bracket, or table specified by the manufacturer, or sold with the apparatus. When a cart is used, use caution when moving the cart/apparatus combination to avoid injury from tip-over.



11.  Correct disposal of this product: This symbol indicates that this product must not be disposed of with household waste, according to the WEEE Directive (2012/19/EU) and your national law. This product should be taken to a collection center licensed for the recycling of waste electrical and electronic equipment (EEE). The mishandling of this type of waste could have a possible negative impact on the environment and human health due to potentially hazardous substances that are generally associated with EEE. At the same time, your cooperation in the correct disposal of this product will contribute to the efficient use of natural resources. For more information about where you can take your waste equipment for recycling, please contact your local city office, or your household waste collection service.

12. Do not install in a confined space, such as a book case or similar unit.
13. Do not place naked flame sources, such as lighted candles, on the apparatus.



14. **WARNING**

Don't replace a battery that can defeat a safeguard;

Disposal of a battery into fire or a hot oven, or mechanically crushing or cutting of a battery, can result in an explosion;

Leaving a battery in an extremely high temperature surrounding environment can result in an explosion or the leakage of flammable liquid or gas; and

A battery subjected to extremely low air pressure may result in an explosion or the leakage of flammable liquid or gas.

Attention should be drawn to the environmental aspects of battery disposal.

Batteries (battery pack or batteries installed) shall not be exposed to excessive heat such as sunshine, fire or the like.

## **SMART MIC2**

- Get high-quality audio on-the-go with our package of 2 wireless lapel microphones and a USB Type-C receiver
- Perfect for capturing clear sound during two-way interviews, co-hosted podcasts, collaborative live-streaming, conversational vlogs, virtual classrooms, voice overs, and video production
- Digital MEMS microphone design and built-in adaptive noise reduction technology deliver crystal-clear recordings every time
- With easy mute buttons and automatic pairing with the receiver, you can focus on your content without worrying about technical difficulties
- Innovative receiver design allows your smartphone to charge while recording, making it easy to capture long-form content without worrying about battery life
- With Bluetooth\* connectivity for exceptional sound quality and up to 20 m (65 ft) of wireless freedom, you can move around with ease
- Receiver features an integrated USB Type-C audio output for direct connection to other USB-equipped devices, ensuring seamless audio transfer
- With an impressive 20-hour runtime, you can rely on uninterrupted performance during long recording sessions
- Customized foam and fur windscreens, along with a carry case, ensure your gear stays protected while on-the-go.

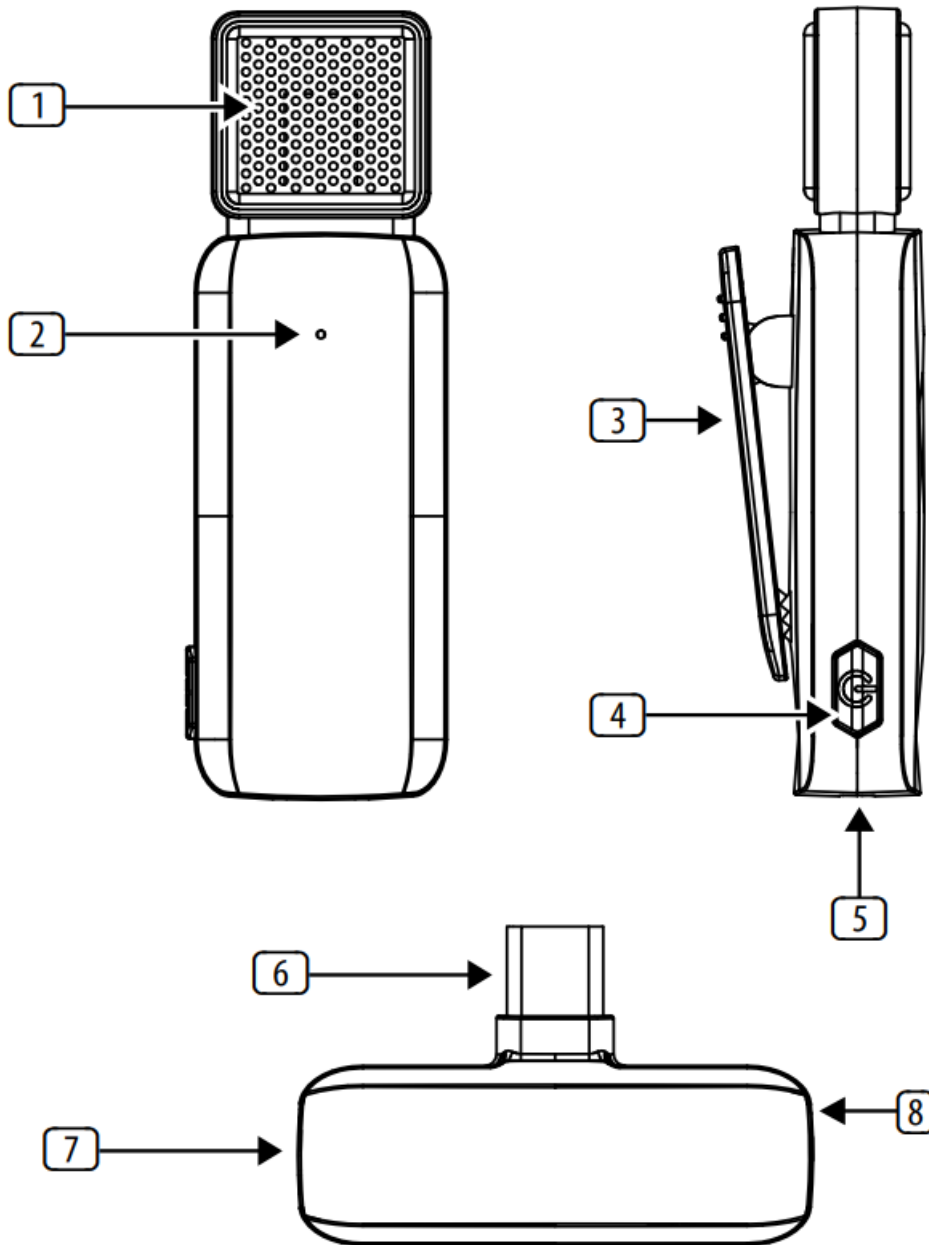
## **Accessories**

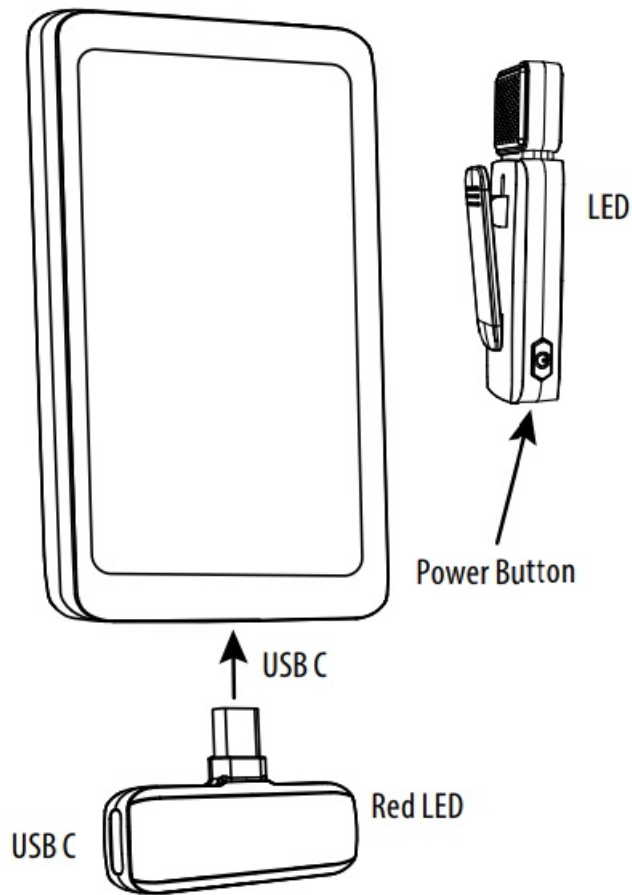
- Foam and fur windscreens
- Carry case
- USB cable

## **Product Description**

1. Windproof mesh

2. Microphone LED
3. Microphone clip
4. Microphone power button
5. Microphone USB C charging port
6. Receiver USB C port to phone
7. Receiver USB C Charging port for phone
8. Receiver LED





## Operation

1. Connect the receiver to the phone port.
2. Press the microphone switch; the LED turns blue and the power is turned on.
3. The LED of the receiver is always on. Open the phone camera, live App or other Apps, and then to use the microphone to receive sound.
4. There is no battery in the receiver, and no need to recharge it. If the phone is low on power during live operation, it can be recharged directly through the receiver port.



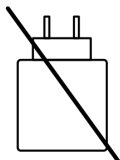
## Microphone Power button functions

Microphone Power Button	Microphone Status
Press for 1 second	Power ON
Press once	Mute / Unmute
Press for 3 seconds	Power OFF

**Note:** The wireless receiver works with power from the smartphone's Type-C port.

The wireless lapel microphones contain a built-in rechargeable battery. The microphones will turn off to save the battery if there is no connection with the receiver for 10 mins.

The phone charging rating (via type-C external power) of the receiver is DC 5V / 1A or 5 Watts.



A charger is not included. The power delivered by the charger must be between 5V/1A (5W) minimum required by this equipment, and 5V/2A (10W) maximum, in order to achieve the maximum charging speed. This equipment supports the USB Power Delivery charging protocol.

## Microphone Status LED

Microphone Status	Microphone LED
Ready to Pair to Receiver*	Red and Blue Flashing Alternately
Paired to Receive	Blue
Mute	Blue Flashing
Low Battery	Red Flashing with Voice Prompt
Charging	Red
Fully Charged	Of

**\*Note:** The wireless receiver and the microphones communicate directly with each other, and do not require Bluetooth from the smartphone.

## Specifications

### Transmitter

Capsule type	Digital MEMS
Directivity	Omni-directional
Frequency response	100 Hz to 10 kHz
Sensitivity	(-32 dB) $\pm$ 3 dB @ 1kHz
Battery backup	Up to 20 hours
Charging duration	About 1 hour (via 5V / 1A)

## Receiver

Power consumption	3.7V / 20mA
Phone charging rating	5V / 2A Max

## System

Wireless technology	Bluetooth v5.3
Transmission standard	Class 2
Maximum output power	-11.363 dBm
Operating frequency	2.402 GHz – 2.480 GHz
Channels	79
CODEC	LC3
Latency	Less than 20mS
Working distance	Up to 20m Max

Behringer is constantly striving to maintain the highest professional standards. As a result of these efforts, modifications may be made from time to time to existing products without prior notice. Specifications and appearance may differ from those listed or illustrated.

## LEGAL DISCLAIMER



Music Tribe accepts no liability for any loss which may be suffered by any person who relies either wholly or in part upon any description, photograph, or statement contained herein. Technical specifications, appearances and other information are subject to change without notice. All trademarks are the property of their respective owners. Midas, Klark Teknik, Lab Gruppen, Lake, Tannoy, Turbosound, TC Electronic, TC Helicon, Behringer, Bugera, Aston Microphones and Cool audio are trademarks or registered trademarks of Music Tribe Global Brands Ltd. © Music Tribe Global Brands Ltd. 2022 All rights reserved.

## LIMITED WARRANTY

For the applicable warranty terms and conditions and additional information regarding Music Tribe's Limited Warranty, please see complete details online at [community.musictribe.com/pages/ support# warranty](https://community.musictribe.com/pages/support#warranty)

## FEDERAL COMMUNICATIONS COMMISSION COMPLIANCE INFORMATION

**Behringer**  
**SMART MIC2**

**Responsible Party Name:** Music Tribe Commercial NV Inc.  
**Address:** 122 E. 42nd St.1, 8th Floor NY, NY 10168, United States  
**Email Address:** [legal@musictribe.com](mailto:legal@musictribe.com)

**FCC ID: QWHSMARTMIC2**

**SMART MIC2**

This equipment has been tested and found to comply with the limits for a Class B digital device, pursuant to part 15 of the FCC Rules. These limits are designed to provide reasonable protection against harmful interference in a residential installation. This equipment generates, uses and can radiate radio frequency energy and, if not installed and used in accordance with the instructions, may cause harmful interference to radio communications. However, there is no guarantee that interference will not occur in a particular installation. If this equipment does cause harmful interference to radio or television reception, which can be determined by turning the equipment off and on, the user is encouraged to try to correct the interference by one or more of the following measures:

- Reorient or relocate the receiving antenna.
- Increase the separation between the equipment and receiver.
- Connect the equipment into an outlet on a circuit different from that to which the receiver is connected.
- Consult the dealer or an experienced radio/TV technician for help.

This equipment complies with Part 15 of the FCC rules. Operation is subject to the following two conditions:

- (1) this device may not cause harmful interference, and
- (2) this device must accept any interference received, including interference that may cause undesired operation.

### Important information:

Changes or modifications to the equipment not expressly approved by Music Tribe can void the user's authority to use the equipment.

### Caution!

The manufacturer is not responsible for any radio or TV interference caused by unauthorized modification to this equipment. Such modifications could void the user authority to operate the equipment.

## FCC RF Radiation Exposure Statement:

This equipment complies with FCC RF radiation exposure limits set forth for an uncontrolled environment.

CAN ICES-003 (B)/NMB-003(B)



Hereby, Music Tribe declares that this product is in compliance with Directive 2014/53/EU, Directive 2014/30/EU, Directive 2014/35/EU, Directive 2011/65/EU and Amendment 2015/863/ EU, Directive 2012/19/EU, Regulation 519/2012 REACH SVHC and Directive 1907/2006/EC.

## Customer Support

Full text of EU DoC is available at <https://community.musictribe.com/>


EU Representative: Music Tribe Brands DK A/S  
Address: Gammel Strand 44, DK-1202 København K, Denmark

UK Representative: Music Tribe Brands UK Ltd.  
Address: 8th Floor, 20 Farringdon Street, London EC4A 4AB, United Kingdom



# behringer

---

## Documents / Resources

	<a href="#">behringer SMARTMIC2 Wireless Dual Lapel Microphone System</a> [pdf] User Guide QWHSMARTMIC2, QWHSMARTMIC2, SMARTMIC2, SMARTMIC2 Wireless Dual Lapel Microphone System, Wireless Dual Lapel Microphone System, Dual Lapel Microphone System, Lapel Microphone System, Microphone System, System
---	--

## References

-  [Music Tribe](#)
-  [Music Tribe](#)
- [User Manual](#)