

behringer
**BC110 All In One
Dynamic Vocal
Microphone Set**



behringer BC110 All In One Dynamic Vocal Microphone Set User Guide

[Home](#) » [Behringer](#) » behringer BC110 All In One Dynamic Vocal Microphone Set User Guide 

Contents

- [1 behringer BC110 All In One Dynamic Vocal Microphone Set](#)
- [2 Product Information](#)
- [3 Product Usage Instructions](#)
- [4 Safety Instruction](#)
- [5 Features](#)
- [6 Specifications](#)
- [7 LEGAL DISCLAIMER](#)
- [8 LIMITED WARRANTY](#)
- [9 Documents / Resources](#)
 - [9.1 References](#)
- [10 Related Posts](#)

behringer

behringer BC110 All In One Dynamic Vocal Microphone Set



Product Information

Specifications:

- **Type:** Dynamic Vocal Microphone
- **Frequency response:** -60dB to 20dB at various frequencies
- **Directivity:** Cardioid

Product Usage Instructions

Safety Instructions:

1. Read and follow all instructions provided in the manual.
2. Avoid contact with water, except for outdoor use.
3. Clean the microphone with a dry cloth only.
4. Ensure ventilation openings are not blocked during use.
5. Install the microphone as per the manufacturer's instructions.
6. Avoid placing the microphone near heat sources.
7. Use only attachments/accessories specified by the manufacturer.

Product Care:

Handle the microphone with care and avoid dropping it. Store it in a safe place when not in use. Regularly clean the microphone using a dry cloth to maintain its performance.

Setting Up the Microphone:

Connect the microphone to a compatible audio device using the appropriate connector. Ensure the microphone is securely connected before use. Adjust the microphone's position and angle for optimal sound capture.

Using the Microphone:

Speak or sing into the microphone at a suitable distance for clear audio pickup. Adjust the microphone's sensitivity or gain on the connected device if needed. Monitor the audio output to ensure proper functioning.

FAQ:

- **Q: What should I do if the microphone is not picking up sound?**

A: Check the connection between the microphone and the audio device. Ensure the microphone is powered, and adjust the gain settings if necessary.

- **Q: How do I clean the microphone?**

A: Use a dry cloth to gently wipe the microphone's exterior. Avoid using liquid cleaners or submerging the microphone in water.

Safety Instruction

1. Please read and follow all instructions.
2. Keep the apparatus away from water, except for outdoor products.
3. Clean only with a dry cloth.
4. Do not block any ventilation openings. Install in accordance with the manufacturer's instructions.
5. Do not install near any heat sources such as radiators, heat registers, stoves or other apparatus (including amplifiers) that produce heat.
6. Use only attachments/accessories specified by the manufacturer.

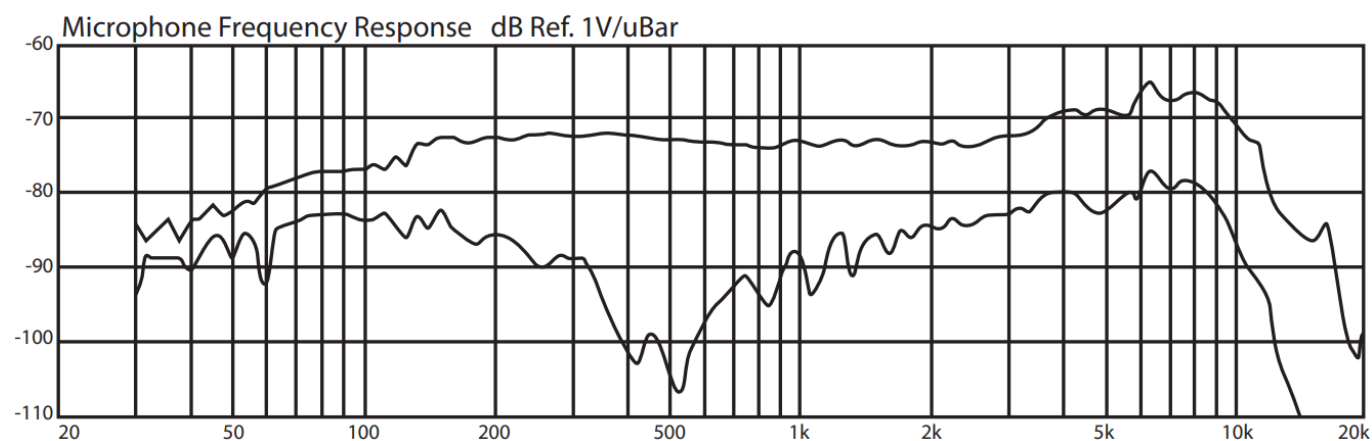


7. Use only specified carts, stands, tripods, brackets, or tables. Use caution to prevent tip-over when moving the cart/apparatus combination.
8. Avoid installing in confined spaces like bookcases.
9. Do not place naked flame sources, such as lighted candles.
10. Operating temperature range 5° to 45°C (41° to 113°F).

Features

- Dynamic vocal microphone with attached cable and 3.5 mm (1/8") TS connector
- Perfect for parties, singing, public announcements and more
- Ultra-wide frequency response for brilliant and transparent sound
- Extremely high signal output lets your voice cut through
- Cardioid pickup pattern minimizes background noise and feedback
- Built-in noise elimination circuit removes low frequency distortion
- Convenient on/off switch to mute during breaks
- Integrated spherical wind and pop noise filter
- Extra-long 3 m (10 ft) cable for greater mobility
- Lightweight and durable construction

Microphone Frequency Response dB Ref. 1V/uBar



Specifications

- **Type** Dynamic
- **Frequency response** 80 Hz to 16 kHz
- **Impedance** 600 Ω \pm 20% at 1000 Hz
- **Connector** 3.5 mm TS, 6.3 mm adapter
- **Directivity** Unidirectional
- **Sensitivity** -53 dB, \pm 3 dB @ 1000 Hz (1V/Pa) at 1 KHz
- **Weight** 156 g \pm 10 g (W. Accessories)

Behringer is constantly striving to maintain the highest professional standards. As a result of these efforts, modifications may be made from time to time to existing products without prior notice. Specifications and appearance may differ from those listed or illustrated.

LEGAL DISCLAIMER

Music Tribe accepts no liability for any loss which may be suffered by any person who relies either wholly or in part upon any description, photograph, or statement contained herein. Technical specifications, appearances and other information are subject to change without notice. All trademarks are the property of their respective owners. Midas, Klark Teknik, Lab Gruppen, Lake, Tannoy, Turbosound, TC Electronic, TC Helicon, Behringer, Bugera, Aston Microphones and Coolaudio are trademarks or registered trademarks of Music Tribe Global Brands Ltd. © Music Tribe Global Brands Ltd. 2024 All rights reserved.

LIMITED WARRANTY

For the applicable warranty terms and conditions and additional information regarding Music Tribe's Limited Warranty, please see complete details online at community.musictribe.com/support.

Hereby, Music Tribe declares that this product is in compliance with Directive 2014/30/EU, Directive 2011/65/EU and Amendment 2015/863/EU, Directive 2012/19/EU, Regulation 519/2012 REACH SVHC and Directive 1907/2006/EC.

Full text of EU DoC is available at <https://community.musictribe.com/>

EU Representative: Music Tribe Brands DK A/S


Address: Gammel Strand 44, DK-1202 København K, Denmark

UK Representative: Music Tribe Brands UK Ltd.





Address: 8th Floor, 20 Farringdon Street London EC4A 4AB, United Kingdom

Correct disposal of this product: This symbol indicates that this product must not be disposed of with household waste, according to the WEEE Directive (2012/19/EU) and your national law. This product should be taken to a collection center licensed for the recycling of waste electrical and electronic equipment (EEE). The mishandling of this type of waste could have a possible negative impact on the environment and human health due to potentially hazardous substances that are generally associated with EEE. At the same time, your cooperation in the correct disposal of this product will contribute to the efficient use of natural resources. For more information about where you can take your waste equipment for recycling, please contact your local city office, or your household waste collection service.

Documents / Resources

	behringer BC110 All In One Dynamic Vocal Microphone Set [pdf] User Guide BC110 All In One Dynamic Vocal Microphone Set, BC110, All In One Dynamic Vocal Microphon e Set, Dynamic Vocal Microphone Set, Vocal Microphone Set, Microphone Set
---	---

References

-  [Music Tribe](#)
-  [Music Tribe](#)
-  [Music Tribe](#)
-  [Music Tribe](#)
- [User Manual](#)

[Manuals+](#), [Privacy Policy](#)

This website is an independent publication and is neither affiliated with nor endorsed by any of the trademark owners. The "Bluetooth®" word mark and logos are registered trademarks owned by Bluetooth SIG, Inc. The "Wi-Fi®" word mark and logos are registered trademarks owned by the Wi-Fi Alliance. Any use of these marks on this website does not imply any affiliation with or endorsement.