



beatXP Unbound BXSM2002_BLK Bluetooth Calling Smart Watch Instruction Manual

[Home](#) » [beatXP](#) » beatXP Unbound BXSM2002_BLK Bluetooth Calling Smart Watch Instruction Manual 

beatXP Unbound BXSM2002_BLK Bluetooth Calling
Smart Watch Instruction Manual

UNBOUND

beatXP



PERFECTION REDEFINED

Instruction Manual

Please Read This Instruction Manual
Carefully Before Use

About Us

We are a fit-tech brand that leverages technological innovations and strives to create a connected wellness ecosystem to deliver high quality fitness products.

We are Grateful!

Thank you for choosing beatXP Unbound as your Fitness Partner. This manual will guide you through the features and usage of the beatXP Unbound smartwatch so that you have the best experience. In case of any queries, please feel free to reach out to us. The contact details are on the last page of this manual.

Contents

- 1 What's in the box
- 2 Product Features
- 3 Quick Fit Strap
- 4 Download & Connect with App
- 5 Connection with Bluetooth for Calling
- 6 Tips to Boost the Performance
- 7 How to Interchange Strap
- 8 Charging Instructions
- 9 Change Watch Faces
- 10 Sports Modes:
- 11 Troubleshooting
- 12 Disclaimer
- 13 Warranty Clause
- 14 Specifications
- 15 Documents / Resources
 - 15.1 References

What's in the box

- 1 x Unbound Smartwatch
- 1 x Charging Dock
- 1 x Warranty Card
- 1 x Sticker
- 1 x Offer Card
- 1 x User Manual

Product Features



Quick Fit Strap

beatXP Unbound smartwatch perfectly fits your wrist. Tip: While using any Health Parameter Monitoring, please wear your watch a little tightly and measure with the watch facing upwards.

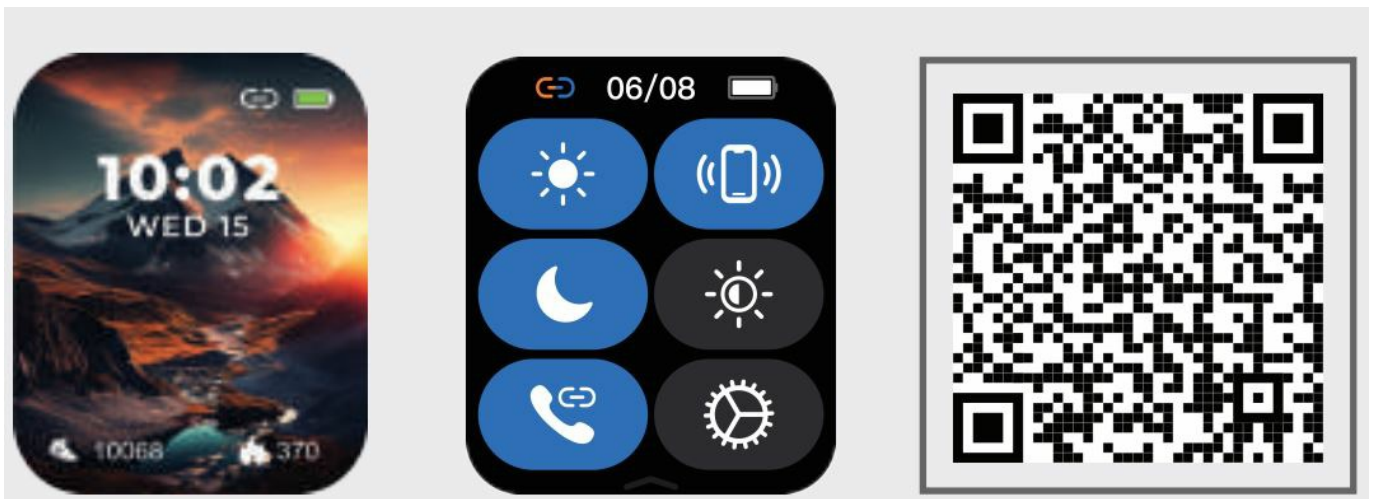


Download & Connect with App

To get detailed records of your day-to-day activities and health status, you can download beatXP Smartwatch app. You can connect your watch to your phone in a few simple steps. Please follow the instructions given on the next page and enjoy all the features of your beatXP Unbound smartwatch.

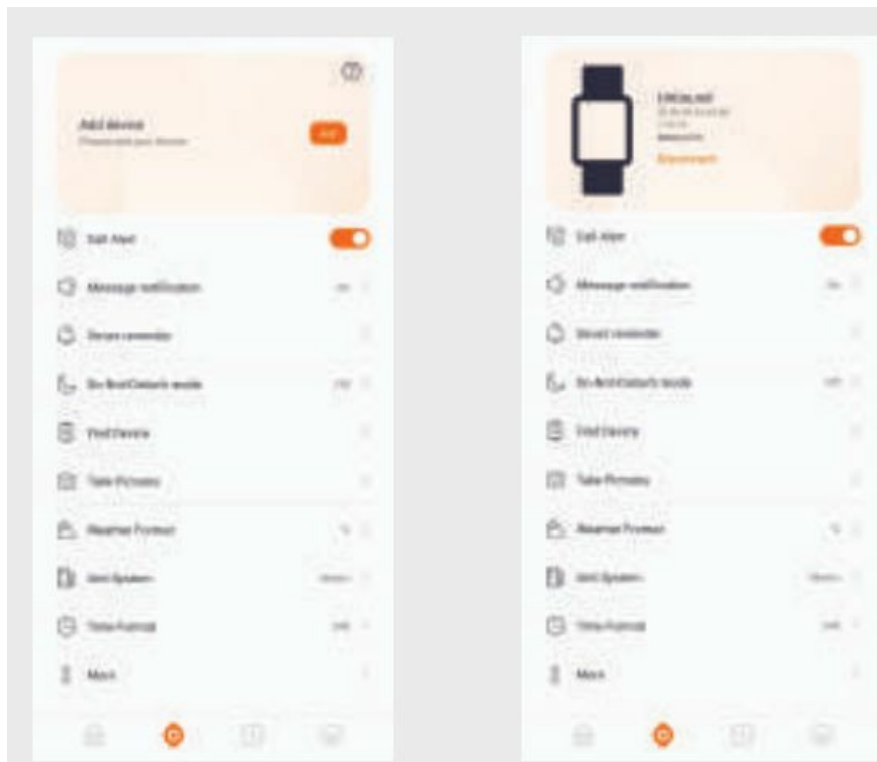
Check out the following steps to download and install beatXP Smartwatch App to begin your fitness journey:

- When you turn the watch ON for first time, you will be presented with QR Code. If you miss it, go to the app list by pressing the crown button once. Then scroll to the bottom and click on the QR Code option.
- Use scanner on your phone to scan the QR Code and fill in your details on our website and download the app.
- Alternatively, you can download the beatXP Smartwatch app from Google Play Store (for Android devices) or Apple App Store (for iOS devices).



<https://www.beatxp.com/smart-watch/unbound-2>

Open the beatXP Smartwatch app and go to the device page. Click on Add Device card, allow permissions requested by the app and select your watch from the list to connect. Follow steps presented by the app to set up your watch completely. In case you still cannot use `Calling`, follow steps on the next page.



Connection with Bluetooth for Calling

Android Devices

Once your watch is connected to beatXP Smartwatch app correctly,

- Go to the phone's bluetooth settings and search for beatXP Unbound.
- Click on the watch name and connect it to Bluetooth. A pop-up will appear. Check the contact sharing and click on Pair.
- The watch should now be connected to your phone for calling.
- Make a call from your watch and talk seamlessly.

iOS Devices

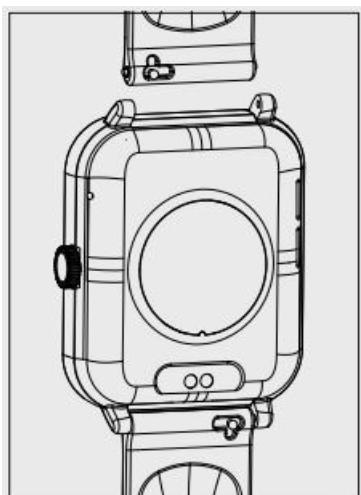
Once your watch is connected to the beatXP Smartwatch app correctly,

- Go to the Settings page of your phone.
- Select and connect with beatXP Unbound.
- Click on Pair.
- Upon successful connection, the Bluetooth Calling function can be used.
- Make a call from your watch and talk seamlessly.

Tips to Boost the Performance

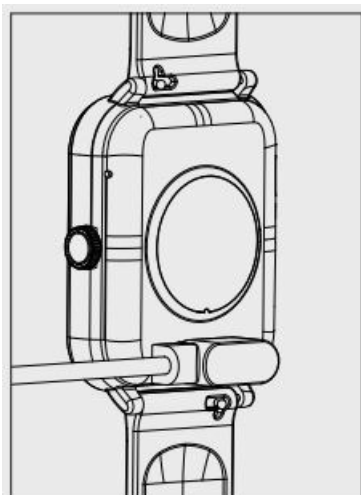
1. Please upgrade the beatXP Smartwatch app to the latest version from Google Play Store (for Android devices) or Apple App Store (for iOS devices).
2. Recommended device system:
for Android 4.4 or above
for iOS 9.0 or above

How to Interchange Strap



You can customize the strap of your smartwatch with any universal 22mm Strap. To detach the strap, pull the pin at the back. Similarly connect the new strap by pulling down the pin and fitting it.

Charging Instructions




Turn the watch over, align and attach the charging pins to the magnet and gold pins. You will see the charging icon on your watch within 5 seconds. Fully charging the device can take up to 3 hours. The battery circle will become full when the watch is done charging.

Please clean your watch before charging to avoid sweat or dirt corroding or damaging the gold pins. 7

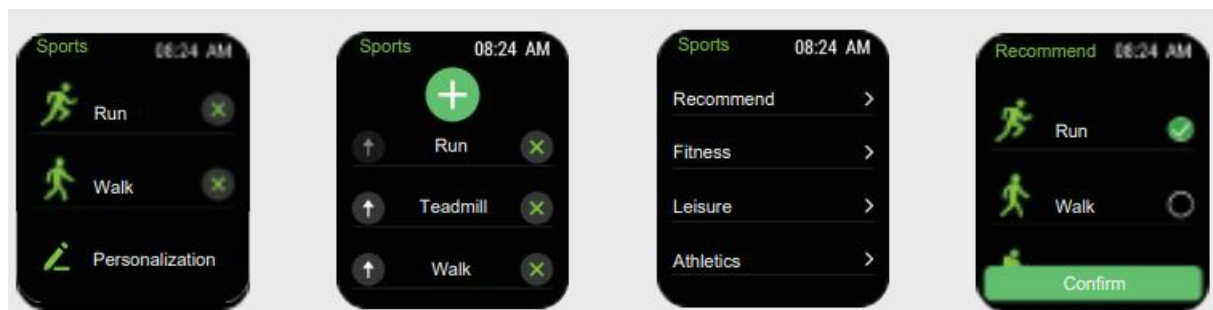
Change Watch Faces

Long press the screen and the watch will go into edit mode. Swipe right or left to choose the adjacent watch face and click on any watch face to confirm. For customizing the watch faces or designing your own, go to the beatXP Smartwatch app and select a watch face from the watch face gallery and sync it with the watch. You can also design your watch face accordingly.



Sports Modes:

beatXP Unbound supports more than 100+ sports modes from Fitness, Leisure, Competition Classes, Dance Classes, Ball Games etc. including Running, Walking, Treadmill, Mountaineering, Cycling, Basketball, Zumba, Baseball etc. The watch only shows a partial number of these modes at a time to reduce clutter. You can customize the list according to your convenience. To customize the list from your watch, go to Sports Customize Add and then select the modes you want from various categories and click Save.



- **Heart Rate Monitoring:**

Wear your watch properly, neither too tight nor too loose and go to the 'Heart Rate' application on your watch. The watch automatically starts measuring Heart Rate (The watch does not give a final reading as Heart Rate is dynamic and shows the current value in real- time).



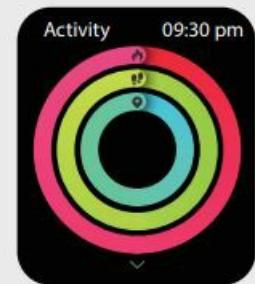
- **Stress Monitoring:**

After wearing the watch properly, open the 'Stress' application on it and measure the amount of psychological pressure you are feeling.



- **Activity Tracking:**

Open the 'Activity Tracking' application on your watch to see how many steps you have moved, how many calories you have burnt and how much distance you have traveled today.



- **SpO2 Monitoring:**

After wearing the watch properly, open the 'SpO2' application on your watch to measure your Blood Oxygen. Keep your watch facing upwards while measuring.



- **Sleep Tracking:**

Wear your watch properly before going to sleep. The watch will record your sleep time and you can see the complete detailed data on the app after your nap.



- **Music Control:**

You can control music playback of your phone directly from your watch without having to take your mobile phone out of your pocket.



- **Stock Market:**

You can add stock prices in your watch from the **beatXP Smartwatch** app and get real-time updates directly on your watch whenever you want.



- **World Clock:**

You can add multiple time zones in your watch from the **beatXP Smartwatch** app.



- **Blood Pressure:** After wearing your watch properly, open the Blood Pressure application on the watch to measure the amount of blood pressure at that time.



- **Breathing Exercises:**

In the menu bar, click on Breathing Exercise to exercise proper breathing. You can adjust the speed from the watch itself in the settings.



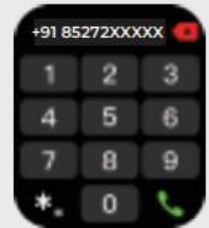
- **Voice Assistant:**

You can talk to the AI assistant of your mobile phone directly from your watch (Please note that your phone's assistant should have the setting ON to work while your phone is locked for the best experience).



- **Calling:**

The **beatXP Unbound** smartwatch supports Bluetooth Calling. Connect your watch to the phone according to instructions provided earlier and go to the Phone application in your watch and dial whoever you want to talk to.



- **Notifications:**

The **beatXP Unbound** supports instant notifications. Turn ON the settings and permissions from your Phone app to receive the notifications directly on your watch.




- **Find My Phone:**

When your watch is connected to mobile application, swipe up on the home screen and click on the Find My Phone icon or go to the app on the watch. Press Play to find your phone.



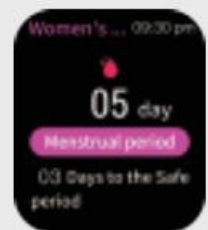
- **Device Out of Range:**

Turn the 'Device Out of Range' reminder ON in your mobile application. Now, whenever your watch gets disconnected from the app, the watch will alert you.



- **Menstrual Health:**

You can track female menstrual cycle directly from your watch. Just record all settings in the app and the watch will provide updates directly.



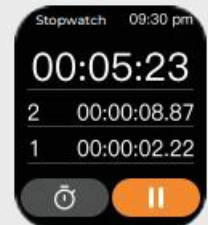
- **Always On Display:**

beatXP Unbound (1.78" Super AMOLED Display) is an AOD smartwatch and supports 2 AOD faces (Analog and Digital). The two faces are always ON and aesthetically look appealing, also saving more power compared to other watches.



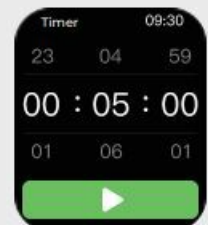
- **Stopwatch:**

Your watch supports electronic timer count, hence you can record time taken during multiple activities.



- **Timer:**

You can also set yourself multiple targets with the timer application in the smartwatch to push your limits.



- **Weather:**

The watch also syncs with your mobile application to show the detailed weather of your location. Location can be updated in the application.



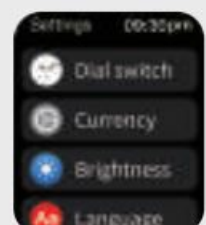
- **Alarm:**

You can set an alarm directly on your watch so that you never miss any important meeting or event.



- **Settings:**

You can customize multiple settings like Menu Modes, Always On Display, Power Settings, Brightness. etc directly from your watch through the Settings application.



- **Camera Shutter:**

You can use your smartwatch as a shutter to take photos from your mobile phone. To use it, go to the **beatXP Smartwatch** app, Click on device and then choose Camera option to turn the camera ON. Then tap on the 'Click' icon showing on your smartwatch to take pictures.



- **Shortcut Menu:**

Just swipe up from home screen to reach the shortcut menu on your watch. Here you can find all of the important settings directly at your fingertips without having to open any application.



Troubleshooting

- **Continuous Heart Rate:** The beatXP Unbound smartwatch supports 24X7 Heart Rate monitoring. Sometimes this may get disrupted and the graph shows a dotted line in the graph. Kindly ensure that you have worn the watch properly. Adjust it so that it is perfectly tight and in the right position. Also, please check if the Continuous Heart Rate monitoring Setting has been turned ON in the mobile application.
- **Other Issues:** If you face any problems with Bluetooth Connection, please go to your device's settings and see if it shows beatXP Unbound in available devices. If already connected, remove the device and pair again. Also check if the watch is connected to the beatXP Smartwatch app.

Disclaimer

- The Heart Rate, Stress, SpO2 and Blood Pressure data output provided by the beatXP Unbound smartwatch are not intended to be on a medical or diagnostic basis.
- Self Diagnosis or Self Treatment is dangerous. Only qualified physicians are allowed to diagnose and treat high blood pressure or any other heart disease. Please contact your physician for a more professional diagnosis or treatment.
- The Heart Rate, SpO2, Blood Pressure, etc data may not be completely accurate or may get affected due to certain environmental and climatic factors as well as the posture of wearing the watch.
- Do not carry out drugs and treatment based on the monitoring data provided by beatXP Unbound and you should follow medical advice when medication and treatment are required. We are not liable for the inaccuracy of monitoring data and the consequences of misuse of monitoring data.

Warranty Clause

We offer a 1 Year Replacement Warranty on manufacturing defects for the watch beatXP Unbound. If there are any issue faced during the normal and fair usage of the product, this warranty service will be provided to the customer for free after the confirmation by the technician.

The conditions not covered in the warranty are as follows

- Accidental or Human Damage
- Testing, Repairing or Disassembling without authorization
- Contamination due to human resources
- Damage caused by connection with equipment that is not compatible
- Natural Aging
- Damage caused by force measure

Specifications

- Wristband Length – 266mm
- Wristband Width – 22mm
- Weight – 45g
- Battery Type – Poly-Li
- Waterproofing – IP67
- Screen Type – Super AMOLED
- Screen Size – 1.78"
- Screen Shape – Rectangle
- Bluetooth Version – BLE 5.3 + BT 3.0
- Warranty – 1 Year

UNBOUND

PERFECTION REDEFINED



beatXP
Beat The Limits

Feedback and Complaint

Customer Support: +917303-762-766

Email: support@beatxp.com

Website: www.beatxp.com

Documents / Resources



[beatXP Unbound BXSM2002_BLK Bluetooth Calling Smart Watch](#) [pdf] Instruction Manual
Unbound BXSM2002_BLK Bluetooth Calling Smart Watch, Unbound BXSM2002_BLK, Bluetooth
h Calling Smart Watch, Calling Smart Watch, Smart Watch, Watch, Bluetooth Watch, Watch
Unbound BXSM2002_BLK

References

- [beatXP - Online Store For Smartwatches, Massage Guns, Electric Toothbrushes & More](#)
- [User Manual](#)

