



BAXTER PERFORMANCE MS-201-BK Cartridge to Spin-on Adapter Instruction Manual

[Home](#) » [BAXTER PERFORMANCE](#) » BAXTER PERFORMANCE MS-201-BK Cartridge to Spin-on Adapter Instruction Manual 




Installation instructions:

Note: Read all instructions thoroughly prior to starting installation.\

Contents

- [1 Adapter Components:](#)
- [2 Documents / Resources](#)
 - [2.1 References](#)
- [3 Related Posts](#)


Adapter Components:



Step 1: Remove existing Cartridge filter cap and filter.



Step 2: Ensure that the threads on locking cleat are aligned with threads on adapter body prior to install. (as shown)



Step 3: Lubricate the face seal on the docking collar (body and tip O-rings will be installed later). Install the Adapter until it bottoms out, then back it out less than 180 degrees to expose an NPT port to be utilized for the Schrader valve. Note the orientation (the opposite one will be plugged with the included hex plug) and remove adapter.



Step 4: Lubricate the 1/8" hex plug and install in unused port.



Step 5: Install tip and body O-ring seals and lubricate with engine oil. (Verify Face seal is in place)




Step 6: Reinstall adapter using 1 1/8" deep socket, to the previously determined orientation.



Step 7: Lock the adapter in place, by tightening the socket head cap screw with a 5/32 hex wrench.



Step 8: Lubricate threads on Schrader valve, and install. (use optional 90-degree fitting if needed for better access or clearance)



Helpful Hint: 90-degree fitting can be installed using a 15/16" 12 point closed end wrench.



Step 9: Install oil filter with 22 X 1.5 threads, WIX 57045, Purolator PSL22500 or MOBIL1 M1-212 or equivalent. Make certain to lubricate oil filter gasket prior to installation.



Servicing instructions at Oil Change: Prior to draining engine oil from oil pan, and oil filter removal, apply minimum 30 PSI to the Schrader valve for at least three seconds. This will evacuate the oil retained in the oil filter and cooler. Then, remove oil filter and replace.




These instructions are also available on the website.

BaxterPerformanceUSA.com

U.S. Patent 10,195,553

Documents / Resources

	<p>BAXTER PERFORMANCE MS-201-BK Cartridge to Spin-on Adapter [pdf] Instruction Manual</p> <p>MS-201-BK Cartridge to Spin-on Adapter, MS-201-BK, Cartridge to Spin-on Adapter, Spin-on Adapter, Adapter</p>
--	---

References

- 
[Baxter Performance - Oil System Solutions - Baxter Performance](#)