

BAUHN ASPP4C-1021-B 4-Way Surge Powerboard with USB-C Charging User Guide

[Home](#) » [BAUHN](#) » BAUHN ASPP4C-1021-B 4-Way Surge Powerboard with USB-C Charging User Guide 

BAUHN®


User Guide

Model: ASPP4C-1021-B / ASPP4C-1021-W
4-Way Surge Powerboard
with USB-C Charging

Contents

- [1 Have you got everything?](#)
- [2 Product Overview](#)
- [3 Troubleshooting](#)
- [4 Specifications](#)
- [5 General Safety Warnings](#)
- [6 IMPORTANT](#)
- [7 Documents / Resources](#)
- [8 Related Posts](#)

Have you got everything?




Note: only one powerboard (white/black) is supplied.

Unpack the box and make sure all of these items are there:

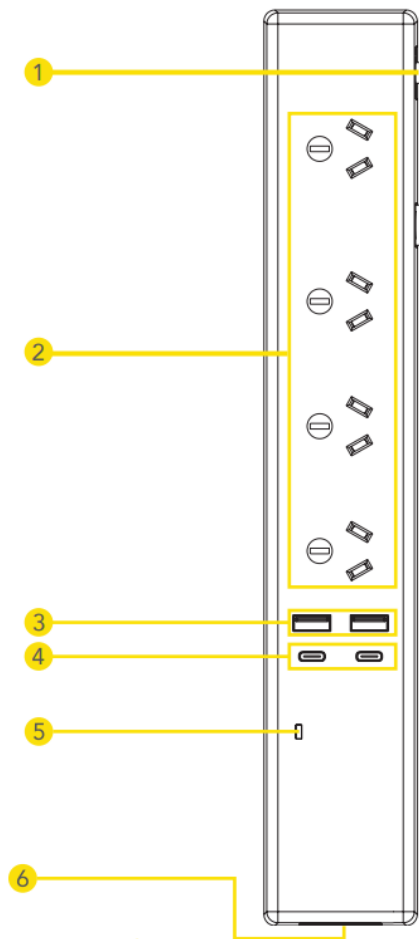
A. 4-Way Surge Powerboard

B. User Guide

C. Warranty Certificate



Product Overview



1. Overload Circuit Breaker (Resettable)

Protects against current overload at 10 amps.

2. AC Sockets

All 4 sockets are the same protected sockets.

3. USB Charging Ports

For charging phones, tablets or other mobile devices.

4. USB-C Charging Ports

4For charging devices that support USB-C connection.

5. Surge Protected LED Indicator

When lit, the green light indicates that all connected devices are surge protected.

6. ADSL/Phone Line Port

Protect your home phone or modem against electrical surges

Troubleshooting

No power output from one of the sockets	<ul style="list-style-type: none"> • Try other sockets. If the other sockets have power output, it's probably not connected; avoid using that socket.
No power output from any of the sockets	<ul style="list-style-type: none"> • Check that the surge-protected LED indicator is lit green. • Check the overload circuit breaker button to see whether it's tripped. • Make sure the input socket for the powerboard has power output.
No output from the USB/USB-C ports	<ul style="list-style-type: none"> • Check that the USB/USB-C cable is connected securely to the ports. • The total output current for the USB ports are 6.2A (USB support 2.4A and USB-C support 3A). Remove devices using the other USB ports. • Check that your device supports 5V charging for the USB-C port. • Use another USB/USB-C cable.
Powerboard is not turning on	<ul style="list-style-type: none"> • Check that there is no visible damage to the plug or cord. • Ensure that the devices connected do not exceed the total maximum load (2400W, 10A). If exceeded, unplug the devices and try again.

Enjoy using your powerboard!

Well done, you made it.

Now sit back and relax... your powerboard is automatically covered by a 1-year warranty.

How nice!

Specifications

Input	AC 230-240V, 50Hz, 10A
Total Loading	Max 10A 2400W
Surge Protection	190J
USB Output	DC 5V, 2.4A Max.
USB-C Output	DC 5V, 3A Max.
Power Cable	1.8m
Mass	580g
Dimensions (W x H x D)	330 x 33 x 55 mm

General Safety Warnings

For the safety of yourself and others, follow all instructions and take notice of all the warnings. When adhered to, these safety precautions can reduce the risk of fire, electric shock, and injury. This product complies with Australian Safety standard AS/NZS 3105, AS/NZS 62368.1 to ensure the safety of the product.



The RCM is a visible indication of a product's compliance with all applicable ACMA regulatory arrangements, including all technical and record-keeping requirements.

IMPORTANT

- **Damage:** If the powerboard or cord is damaged, contact the After Sales Support line for advice. Do not attempt to open the board or replace the cord. The cord must be replaced by appropriately qualified personnel.
- **Repair:** If the powerboard requires repair, contact the After Sales Support line; never disassemble or modify the powerboard.

powerboard or attempt to service it yourself.

- Run the power supply cord in such a way that there will be no risk of anyone pulling it inadvertently or tripping over it.
- The powerboard is not intended for use by persons (including children) with reduced physical, sensory or mental capabilities, or lack of experience and knowledge unless they have been given supervision or instruction by a person responsible for their safety.
- Young children should be supervised to ensure they do not play with the powerboard. Close supervision is always necessary when any appliance is used by or near children.
- The surge powerboard is designed for indoor use in dry places only.
- Do not exceed a maximum loading of 2400 watts.
- For safety reasons, always use earth connections.
- Only use the powerboard with the power supply cord fully unwound.
- Before installing the powerboard, make sure to place it away from heat sources, radiators, or other products that produce heat; areas with high temperatures, high humidity, or direct sunlight; excess dirt and dust; open windows and any place where water may get to the unit.
- Do not immerse the cord, plug, or the surge powerboard in water or other liquid, or expose the electrical connections to water or other liquid.
- Unpack the powerboard and keep the original packaging carton and materials in a safe place. It will help prevent any damage if the powerboard needs to be transported in the future, and you can use it to store the powerboard when it is not in use.
- The powerboard should always be repacked in its original packaging whenever transporting to prevent any possible damage to the product.
- When not in use: Disconnect from the power source and store in a cool, dry, and well-ventilated location out of direct sunlight, and not subject to humidity.
- Warning: Discard this powerboard if the supply cord is damaged.
- Warning: The socket outlet should be located near the equipment and should be easily accessible.

Responsible disposal of the product

At the end of its working life, do not throw this product out with your household rubbish. An environmentally friendly method of disposal will ensure that valuable raw materials can be recycled. Contact your local authority for your nearest recycling center. Electrical and electronic items contain materials and substances which, if handled or disposed of incorrectly, could potentially be hazardous to the environment and human health.

Responsible disposal of the packaging

The product has been selected from environmentally friendly materials and can usually be recycled. Please ensure these are disposed of correctly. Plastic wrapping can be a suffocation hazard for babies and young children, please ensure all packaging materials are out of reach and are safely disposed of. Please ensure they are offered for recycling rather than throwing these materials away.

Cleaning the product

Only use a soft, dry cloth for cleaning the product; do not use a damp cloth. Never clean with industrial-strength polish, wax, benzene, paint thinner, air freshener, lubricant, detergent, or other chemicals. Wipe off any moisture, dirt, or dust on the power sockets and plug pins with a clean, dry cloth.



GENERAL SAFETY WARNINGS



Give us a call

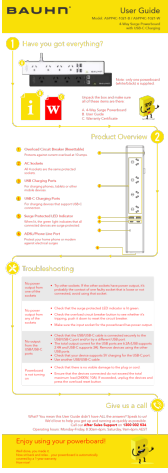
What? Do you mean this User Guide didn't have ALL the answers? Speak to us!

We'd love to help you get up and running as quickly as possible.

Call ours After Sales Support on 1300 002 534.

Operating hours: Monday-Friday, 8:30am-6pm; Saturday, 9am-6pm AEST

Documents / Resources



BAUHN User Guide
Read this before using the powerboard to ensure you are using it safely and correctly.

1 Have you got everything?

2 Product Overview

3 Troubleshooting

4 Give us a call

5 Enjoy using your powerboard!

[BAUHN ASPP4C-1021-B 4-Way Surge Powerboard with USB-C Charging](#) [pdf] User Guide
ASPP4C-1021-B, ASPP4C-1021-W, 4-Way Surge Powerboard with USB-C Charging