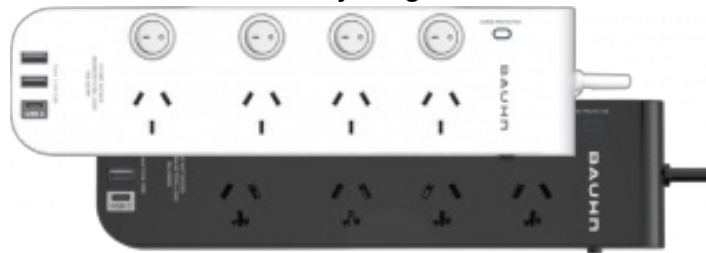


BAUHN ASPP4-0721-W 4-Way Surge Powerboard User Guide

[Home](#) » [BAUHN](#) » BAUHN ASPP4-0721-W 4-Way Surge Powerboard User Guide 

BAUHN ASPP4-0721-W 4-Way Surge Powerboard User Guide



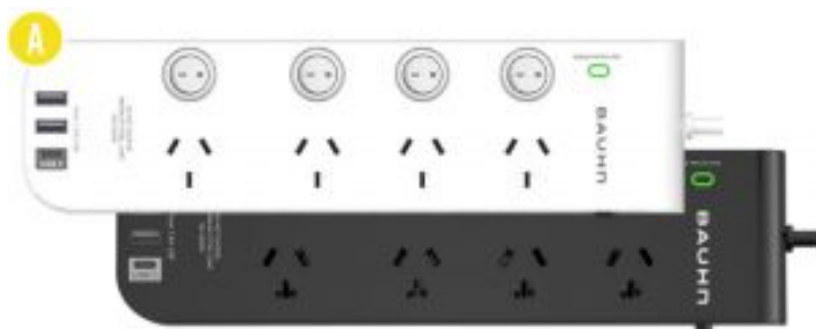
Contents

- [1 Have you got everything](#)
- [2 Product Overview](#)
- [3 Troubleshooting](#)
- [4 Specifications](#)
- [5 General Safety Warnings](#)
- [6 Documents / Resources](#)
- [7 Related Posts](#)

Have you got everything

Note: only one powerboard (white/black) is supplied.
Unpack the box and make sure all of these items are there:

- A. 4-Way Surge Powerboard



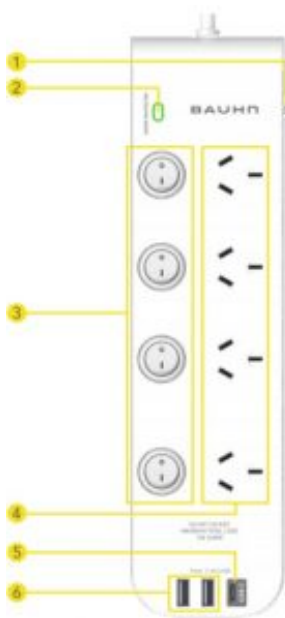
- B. User Guide



- C. Warranty Certificate



Product Overview



1. **Overload Circuit Breaker (Resettable)**

Protects against current overload at 10 amps.

2. **Surge Protected LED Indicator**

When lit, the green light indicates that all connected devices are surge protected.

3. **Power On/Off Switches**

Flick on/off to turn the corresponding AC socket on/off.

4. **AC Sockets**

All 4 sockets are the same protected sockets.

5. **USB-C Port**

For charging devices that support USB-C connection.

6. **USB Charging Ports**

For charging phones, tablets or other mobile devices.

Troubleshooting

<p>No power output from one of the sockets</p>	<ul style="list-style-type: none"> • Check the correct power switch is turned on (each power switch controls the corresponding socket). • Try other sockets. If the other sockets have power output, it's probably the contact of one faulty socket that is loose or not connected; avoid using that socket.
--	--

<p>No power output from any of the sockets</p>	<ul style="list-style-type: none"> • Check that all power switches are turned on (you can try to turn it on and off a few times to make sure it's switched on) and that the surge protected LED indicator is lit green • Check the overload circuit breaker button to see whether it's tripping, push it down to reset the circuit breaker. • Make sure the input socket for the powerboard has power output.
<p>No output from the USB/USB-C ports</p>	<ul style="list-style-type: none"> • Check that the USB/USB-C cable is connected securely to the USB/USB-C port and/or try a different USB port. • The total output current for the USB ports are 3.4A and each port supports up to 2.4A. Remove devices using the other USB ports. • Check that your device supports 5V charging for the USB-C port. • Use another USB/USB-C cable.
<p>Powerboard is not turning on</p>	<ul style="list-style-type: none"> • Check that there is no visible damage to the plug or cord. • Ensure that the devices connected do not exceed the total maximum load (2400W, 10A). If exceeded, unplug the devices and press the overload reset button.

Enjoy using your powerboard!

Well done, you made it.

Now sit back and relax... your powerboard is automatically covered by a 1-year warranty.

How nice!

Specifications

Input	AC 230-240V, 50Hz, 10A
Total Loading	Max 10A 2400
Surge Protection	190J
USB Output	DC 5V, Total 3.4A Max.
USB-C Output	DC 5V, Total 3.0A Max.
Power Cable	90cm
Mass	400g (approx.)
Dimensions (W x H x D)	285 x 30 x 75 mm

General Safety Warnings

For the safety of yourself and others, follow all instructions and take notice of all the warnings. When adhered to, these safety precautions can reduce the risk of fire, electric shock and injury.

This product complies with Australian Safety standard AS/NZS 3105, AS/NZS 62368.1 to ensure the safety of the product.



The RCM is a visible indication of a product's compliance with all applicable ACMA regulatory arrangements, including all technical and record-keeping requirements.

IMPORTANT

- **Damage:** If the powerboard or cord is damaged, contact the After Sales Support line for advice. Do not attempt to open the board or replace the cord. The cord must be replaced by appropriately qualified personnel.
- **Repair:** If the powerboard requires repair, contact the After Sales Support line; never disassemble or modify the powerboard or attempt to service it yourself.
- Run the power supply cord in such a way that there will be no risk of anyone pulling it inadvertently or tripping over it.
- The powerboard is not intended for use by persons (including children) with reduced physical, sensory or mental capabilities, or lack of experience and knowledge, unless they have been given supervision or instruction by a person responsible for their safety.
- Young children should be supervised to ensure they do not play with the powerboard. Close supervision is always necessary when any appliance is used by or near children.
- The surge powerboard is designed for indoor use in dry places only.
- Do not exceed a maximum loading of 2400 watts.
- For safety reasons, always use earth connections.
- Only use the powerboard with the power supply cord fully unwound.
- Before installing the powerboard, make sure to place it away from: heat sources, radiators or other products that produce heat; areas with high temperatures, high humidity or direct sunlight; excess dirt and dust; open windows and any place where water may get to the unit.
- Do not immerse the cord, plug or the surge powerboard in water or other liquid, or expose the electrical connections to water or other liquid.
- Unpack the powerboard and keep the original packaging carton and materials in a safe place. It will help prevent any damage if the powerboard needs to be transported in the future, and you can use it to store the powerboard when it is not in use.
- The powerboard should always be repacked in its original packaging whenever transporting to prevent any possible damage to the product.
- When not in use: Disconnect from the power source and store in a cool, dry and well ventilated location out of direct sunlight, and not subject to humidity.
- **Warning:** Discard this powerboard if the supply cord is damaged.
- **Warning:** The socket outlet should be located near the equipment and should be easily accessible.

Responsible disposal of the product

At the end of its working life, do not throw this product out with your household rubbish. An environmentally friendly method of disposal will ensure that valuable raw materials can be recycled. Contact your local authority for your nearest recycling centre. Electrical and electronic items contain materials and substances which, if handled or disposed of incorrectly, could potentially be hazardous to the environment and human health.

Responsible disposal of the packaging

The packaging of the product has been selected from environmentally friendly materials and can usually be recycled. Please ensure these are disposed of correctly. Plastic wrapping can be a suffocation hazard for babies and young children, please ensure all packaging materials are out of reach and are safely disposed of. Please ensure they are offered for recycling rather than throwing these materials away.

Cleaning the product

Only use a soft, dry cloth for cleaning the product; do not use a damp cloth. Never clean with industrial strength polish, wax, benzene, paint thinner, air freshener, lubricant, detergent or other chemicals. Wipe off any moisture, dirt or dust on the power sockets and plug pins with a clean, dry cloth.



Contact Us:

Give us a call

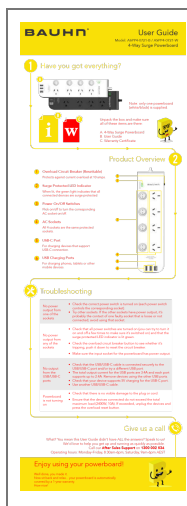
What? You mean this User Guide didn't have ALL the answers? Speak to us!

We'd love to help you get up and running as quickly as possible.

Call our **After Sales Support** on **1300002 534**.

Operating hours: Monday-Friday, 8:30am-6pm; Saturday, 9am-6pm AEST

Documents / Resources



[BAUHN ASPP4-0721-W 4-Way Surge Powerboard \[pdf\] User Guide](#)
ASPP4-0721-B, ASPP4-0721-W, 4-Way Surge Powerboard