



Baseus CATSX-G0G USB-C HUB Enjoyment User Manual

[Home](#) » [Baseus](#) » Baseus CATSX-G0G USB-C HUB Enjoyment User Manual 

Contents

- [1 Baseus CATSX-G0G USB-C HUB Enjoyment](#)
- [2 Product Overview](#)
- [3 Product parameter](#)
- [4 Appearance and interface function description](#)
- [5 Product specifications](#)
- [6 Instructions for use](#)
- [7 Product considerations](#)
- [8 Warranty Conditions](#)
- [9 EU Declaration of Conformity](#)
- [10 WEEE](#)
- [11 Documents / Resources](#)
 - [11.1 References](#)
- [12 Related Posts](#)

Baseus

Baseus CATSX-G0G USB-C HUB Enjoyment



Dear customer, Thank you for purchasing our product. Please read the following instructions carefully before first use and keep this user manual for future reference. Pay particular attention to the safety instructions. If you have any questions or comments about the device, please contact the customer line.

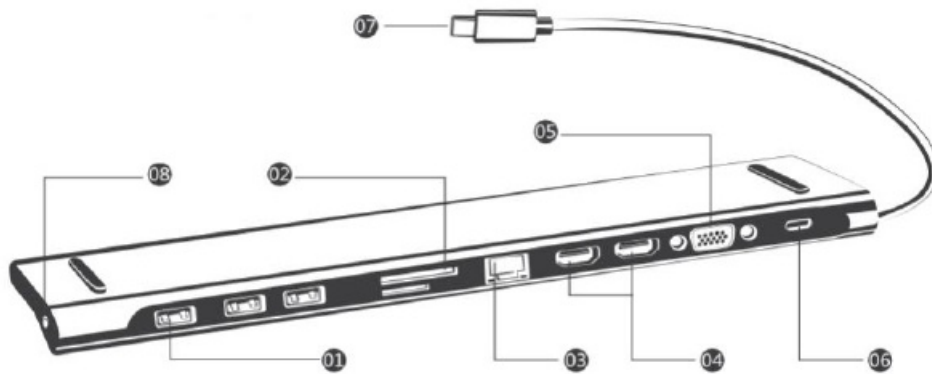
Product Overview

Please read these instructions completely and keep it properly. CATSX-G0G is a high-performance Type-C to USB 3.0 hub, high-speed SD/MicroSD card reader with a HDMI video output, 1000M network card interface, multi-function product, that supports USB PD charging standard. Through this product, it can provide 3 USB 3.0, external interface (USB Each port can achieve fast charge function: 1.5 A (Max) with Type-C interface computer and one SD MicroSD card reader interface, support 5 V/9 V/14.5 V/20 V 3A (Max) PD fast charging and connect the HDMI cable to the HD display supports 4K@30 Hz HD video output, this product is a computer stand, stylish, is ideal for MacBook. Support MacBook 2015/16/17/18, MacBook Pro 2016/17/18, MacBook Air 2018, Mi Air13 and other Type-C interface computer models, support HUAWEI Mate20 Pro/Mate20, Samsung S8 and other mobile phone (with the function of PD video output).

Product parameter

1. **Material:** Aluminium Alloy
2. **Input:** Type-C (male)
3. **Output:**
 1. HDMI (female) x 2/VGA (female) x 1/USB 3.0 x 3/RJ45 x 1/3.5 mm audio x 1/SD card slot x 1/Micro SD card slot x 1/Type-C (female) (60 W 20 V/3 A) x 3/USB-A
4. **Total power:** 22.5 W Max
5. **USB 1,2,3 power:** 7.5 W (5 V@1.5 A)
6. **Working voltage:** 5~20 V
7. **Quiescent current:** < 450 mA
8. **Working current:** 450~2550 mA
9. **Operating temperature:** 0°C~45°C
10. **Storage temperature:** -10°C +70°C
11. **Size:** 277 x 78 x 17 mm
12. **Cable length:** 20 cm
13. **Weight:** about 242 g

Appearance and interface function description



1. USB 3.0 female

Used to connect USB 3.0 device

2. SD/Micro SD card slot

For connecting MicroSD / SD / SDHC / SDXC memory cards

3. LAN

Used to connect high-speed wired network laptop connected to the Internet

4. HDMI socket

For connecting to an HDMI high-definition display

5. VGA socket

Used to connect to a VGA HD display

6. Type-C female

For connecting a USB Type-C charger that supports Type-C PD

7. Type-C male

Type-C connector for connecting to a computer

8. Stereo headphone port

Used to connect to headphone and microphone

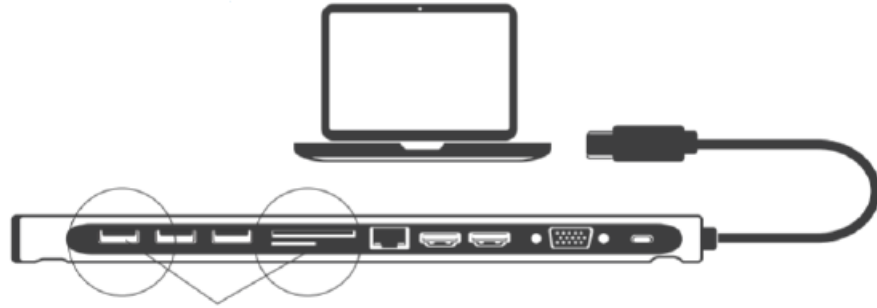
Product specifications

1. For MacBook or Type-C interface computer
2. Support USB3 5 Gbps speed transmission, backward compatible with USB 2.0 and USB 1.1
3. Card reader supports MicroSD, SD, SDHC, SDXC and other memory cards, support up to 2 TB
4. Support hot-swappable, plug and play, easy to use
5. Support HDMI 4K@30Hz HD video output
6. Support 10M/100M/1000M adaptive ethernet interface (driver-free)
7. **System support:** Win7/8/10/XP 32bit/Mac/OS and other operating systems
8. **Working voltage:** 5~20 V
9. **Quiescent current:** < 450 mA (local power consumption)
10. **Working current:** 450~2550 mA
11. **Type-C PD input supports:** 5 V/9 V/14.5 V/20 V 3 A (Max)

Instructions for use

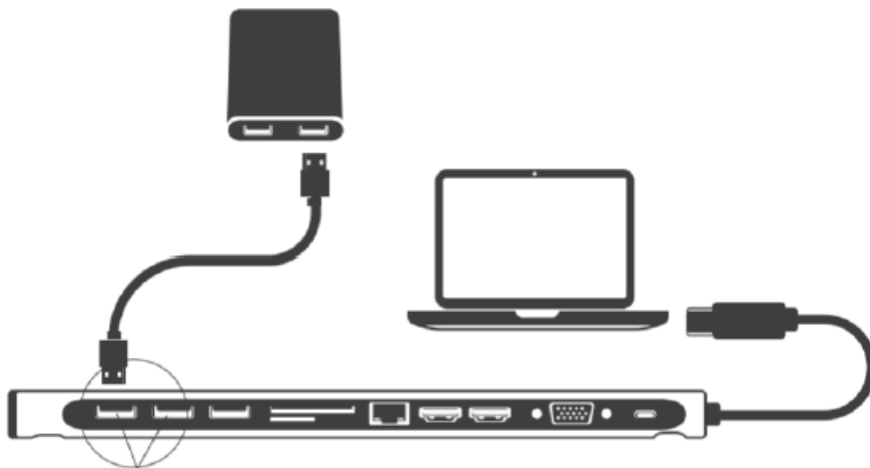
U disk, memory card instructions

HUB Adapter connected to the computer's Type-C female, and then insert the U disk or SD card, then the computer ejects U disk or SD card drive, click to enter, you can copy the file inside, move, delete or other operations



Instructions for using a removable or solid-state drive

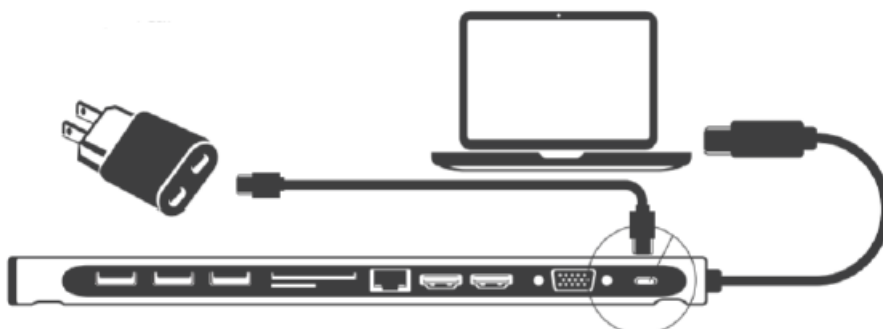
HUB Adapter connected to the computer's Type-C female, and then insert the removable hard disk or solid-state hard drive, then the computer pops up the removable hard disk or solid-state drive letter, click to enter, you can copy the file inside, move, delete or other operations. Connect the hard disk and other devices with more power consumption. When the device can not be connected normally, please connect the charger to the Type-C PD receptacle of the product to charge the computer, hard disk, and other devices.



Charging interface instructions

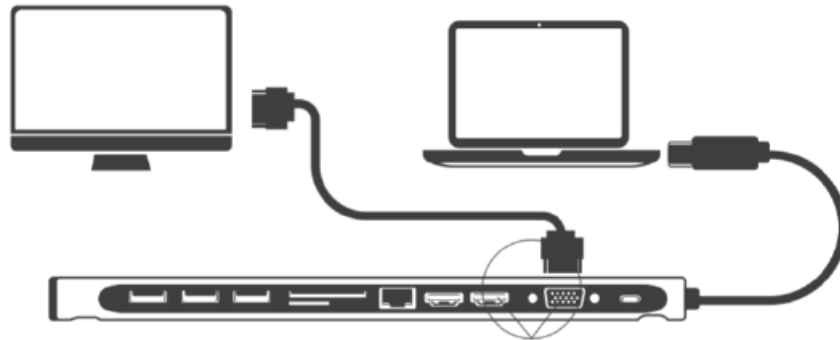
Connect the HUB Adapter to the Type-C female connector of the computer, and then connect the Type-C charger to the Type-C female connector of the HUB Adapter. The computer will display the charging symbol indicating that the computer is properly charged.

Note: The problem of reconnecting the storage device may occur when the Type-C PD charger is plugged in or out. Therefore, when plugging or unplugging the Type-C PD charger, please do not read or write data from the storage device to avoid data loss. After the storage device is reconnected, you can use it normally.



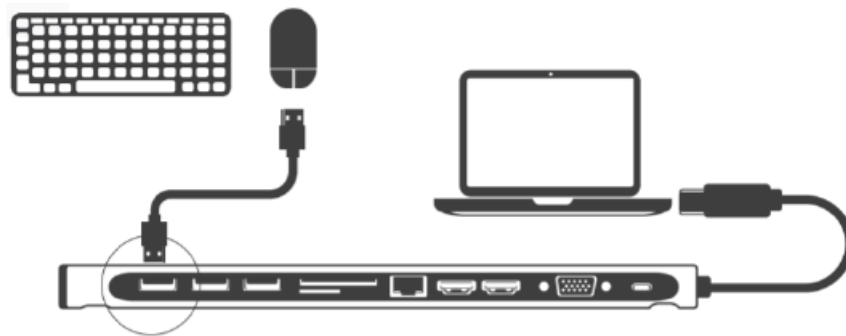
HDMI/VGA instructions for use

Connect the HUB Adapter to your PC's Type-C dock and connect the HD monitor and the HUB Adapter with an HDMI/VGA cable. The system automatically recognizes the monitor and synchronizes the computer screen contents. Display mode with a mirror display and extended display mode, please set in the Mac OS "Monitor" settings.



Network port instructions

Connect the HUB Adapter as a drive-free product to the Type-C female connector on the computer. Plug the Ethernet cable into the RJ45 Ethernet port and plug it into the Windows system plug and play use, MacBook in the following steps: System Preferences -> Network -> click on "+" to create a new service -> select USB 10/100/1000 LAN -> Create -> application (click on the application shows USB 10/100/1000 LAN green, has been connected successfully), MacBook this time through the wired Internet access.



Stereo headphone port instructions

Connect the HUB Adapter to your computer's Type-C female dock, and plug your audio devices into the product's audio output. Follow these steps on your MacBook: System Preferences -> Sound -> Select the sound output device (built-in speakers: computer sound, Display: monitor/TV sound, USB: headphone sound); set the computer in the Windows computer steps: computer monitor sound symbol (right click) -> sound Playback (select steps as follows: Speaker 2-USB pnp Audio Device is the headphone sound, the speaker Realtek High Definition Audio is the computer audio sound, the Intel display audio is the monitor or the TV sound, when you need to select the desired option, click: Device Default -> Default Device.



Product considerations

1. Do not allow any object (such as combustibles, needles) or any liquid (such as water, beverages) to fall into or infiltrate into the product, resulting in the normal use of this product.
2. Do not use or place the product in the following places: wet environment (such as bathroom, toilet), exposed to dusty environment, rotten objects.
3. In the case of long-term use of this equipment, product should be filled plastic bags into the box to prevent dust accumulation, outlet socket lead to poor contact.

Do not repair the machine yourself or replace any part (unless otherwise specified in this manual). Please return the repair to your dealer or authorized dealer.

Warranty Conditions

A new product purchased in the Alza.cz sales network is guaranteed for 2 years. If you need repair or other services during the warranty period, contact the product seller directly, you must provide the original proof of purchase with the date of purchase. The following are considered to be a conflict with the warranty conditions, for which the claimed claim may not be recognized:

- Using the product for any purpose other than that for which the product is intended or failing to follow the instructions for maintenance, operation, and service of the product.
- Damage to the product by a natural disaster, the intervention of an unauthorized person or mechanically through the fault of the buyer (e.g., during transport, cleaning by inappropriate means, etc.).
- Natural wear and aging of consumables or components during use (such as batteries, etc.).
- Exposure to adverse external influences, such as sunlight and other radiation or electromagnetic fields, fluid intrusion, object intrusion, mains overvoltage, electrostatic discharge voltage (including lightning), faulty supply or input voltage and inappropriate polarity of this voltage, chemical processes such as used power supplies, etc.
- If anyone has made modifications, modifications, alterations to the design or adaptation to change or extend the functions of the product compared to the purchased design or use of non-original components.

EU Declaration of Conformity

Identification data of the manufacturer's / importer's authorized representative: Importer: Alza.cz a.s. Registered office: Jankovcova 1522/53, Holešovice, 170 00 Prague 7 CIN: 27082440

Subject of the declaration:

- **Title:** HUB Adapter
- **Model / Type:** Baseus-CAT SX-G0G

The above product has been tested in accordance with the standard(s) used to demonstrate compliance with the essential requirements laid down in the Directive(s):

Directive No. 2014/30/EU Directive No. 2011/65/EU as amended 2015/863/EU Prague


WEEE

This product must not be disposed of as normal household waste in accordance with the EU Directive on Waste Electrical and Electronic Equipment (WEEE – 2012/19 / EU). Instead, it shall be returned to the place of purchase







or handed over to a public collection point for the recyclable waste. By ensuring this product is disposed of correctly, you will help prevent potential negative consequences for the environment and human health, which could otherwise be caused by inappropriate waste handling of this product. Contact your local authority or the nearest collection point for further details. Improper disposal of this type of waste may result in fines in accordance with national regulations.

www.alza.co.uk/kontakt +44 (0)203 514 4411 Importer Alza.cz a.s., Jankovcova 1522/53, Holešovice, 170 00 Praha 7, www.alza.cz

Documents / Resources

	<p>Baseus CATSX-G0G USB-C HUB Enjoyment [pdf] User Manual CATSX-G0G USB-C HUB Enjoyment, CATSX-G0G, USB-C HUB Enjoyment, HUB Enjoyment, Enjoyment</p>
---	---

References

-  [Alza.sk – rýchly a pohodlný nákup odkiaľkoľvek | alza.sk](#)
-  [alza.at](#)
-  [alza.co.uk](#)
-  [alza.de](#)
-  [alza.hu](#)
-  [alza.sk](#)