



bas-IP SH-45TE Touch-Free Button User Manual

[Home](#) » [bas-IP](#) » bas-IP SH-45TE Touch-Free Button User Manual 

Contents

- 1 [bas-IP SH-45TE Touch-Free Button](#)
- 2 [Main feature](#)
- 3 [Device description](#)
- 4 [Appearance](#)
- 5 [Completeness check of the product](#)
- 6 [Electrical connection](#)
- 7 [IMPORTANT](#)
- 8 [Mechanical mounting](#)
- 9 [Warranty](#)
- 10 [Terms of warranty](#)
- 11 [Documents / Resources](#)
 - 11.1 [References](#)
- 12 [Related Posts](#)



bas-IP SH-45TE Touch-Free Button



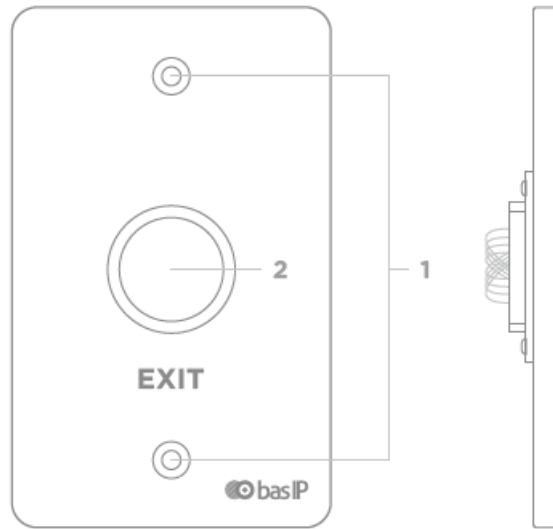
Main feature

- Touch-free stainless steel button.
- Power supply: +12 V DC (+ 1%, – 15%).
- Work resource: more than 100 million clicks.
- Degree of protection: IP68.
- Permissible humidity: 10% — 94%.
- Temperature condition: -27 — +60 °C.
- Contact closure time: 50 ms.
- Body: Metal.
- Colors: Black, Silver.
- Dimensions: 70 × 114 × 19,5 mm.
- Diameter: 59 mm.
- Wheelbase for mounting screws: 83.5 mm.
- Distance (radius) from the center to the screw hole: 41.75 mm.

Device description

No-touch exit button with a resource of more than 100 million clicks. Operation at a distance up 15 to 25 cm.

Appearance



1. Screw holes.
2. Contactless button.

Completeness check of the product

Before installation of the exit button, it is necessary to check that it is complete and all components are available.

Exit button kit includes:

- Exit button 1 pc
- Manual 1 pc
- Set screw kit 1 pc

Electrical connection

After verifying the device's completeness, you can switch to the exit button connection.

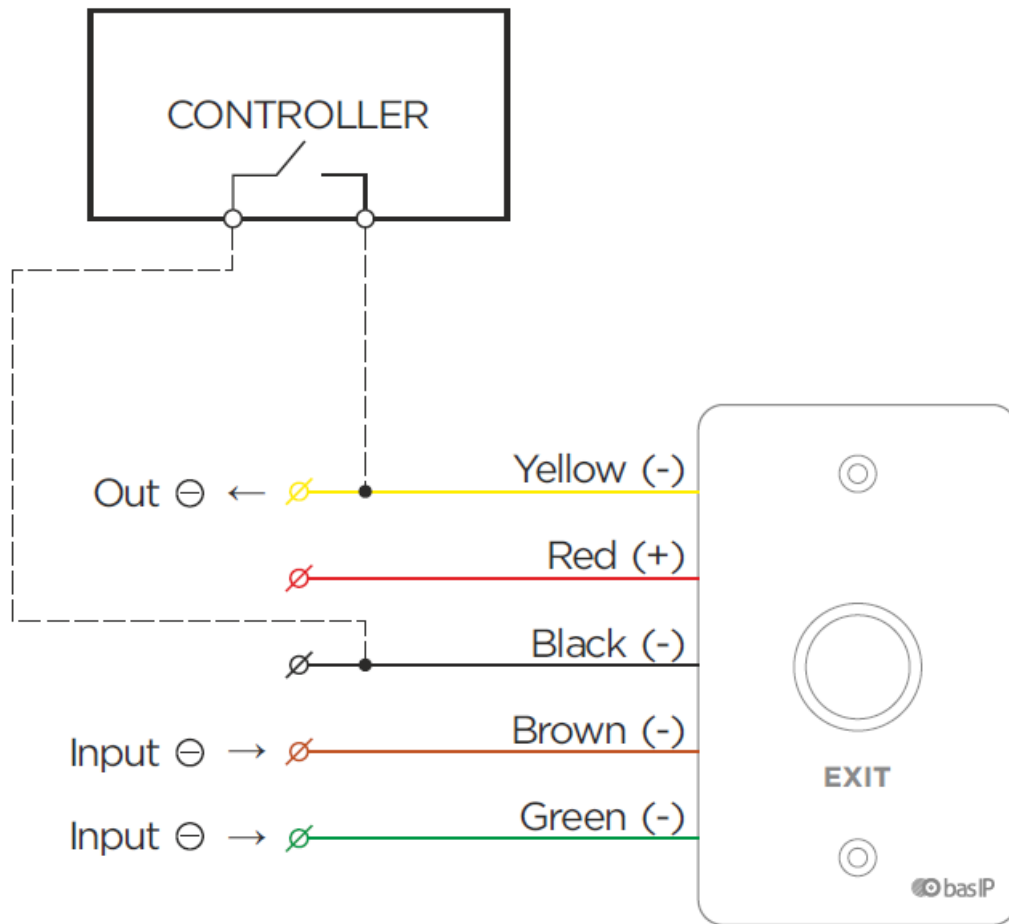
IMPORTANT

- It is strictly forbidden to supply more than + 12.2V to the SH-45TE button.
- Do not load the output contact of the button with a current exceeding 100 mA.
- It is strictly forbidden to use the SH-45TE button to use the power supply used to power the lock.
- It is necessary to use a separate power supply to which locks and other high-consumption equipment are not connected.

Purpose of wires:

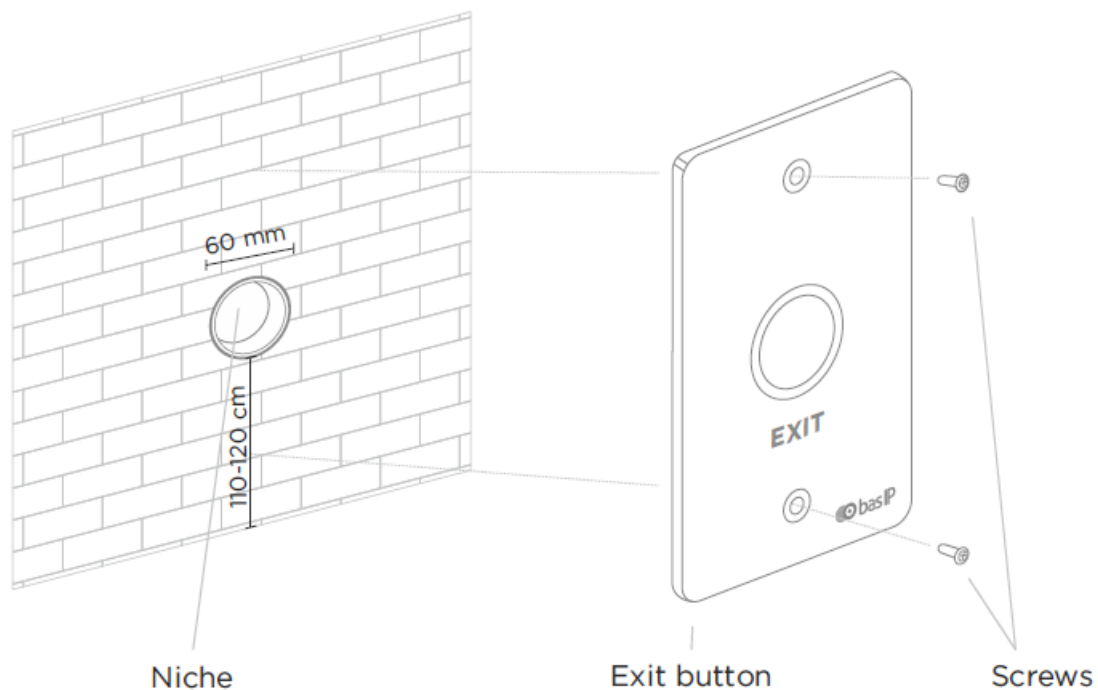
- Red: + 12V (+ 1%, – 15%).
- Black: Ground (General).
- Brown: Transfer to trigger mode.
- Green: Changes the backlight color to green.

- Yellow: Controlled output.

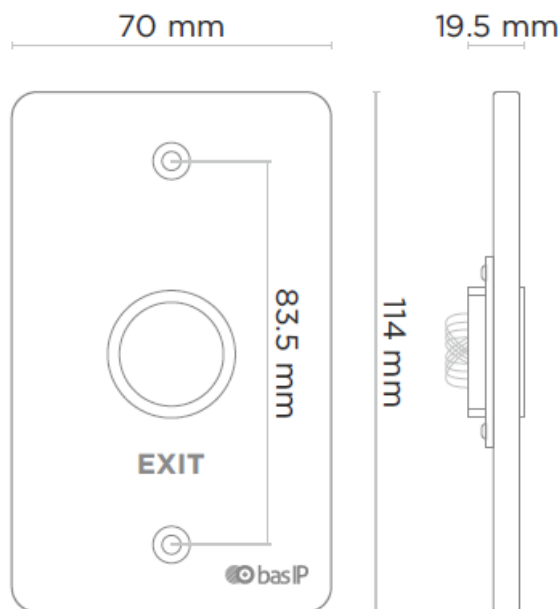


Mechanical mounting

Before mounting the exit button, a hole or recess in the wall with a diameter of 60 mm must be provided. It is also necessary to provide a supply of a power cable, and additional modules.



Exit button



Warranty

The warranty card number

Model name

Serial number

Seller name

With following stated terms of warranty is familiar, functional test was performed in my presence:

Customer signature

Warranty conditions

The warranty period of the product — is 36 (thirty-six) months from the date of sale.

- Transportation of product must be in its original packaging or supplied one by the seller.
- The product is accepted for in-warranty repair only with a properly filled warranty card and the presence of intact stickers or labels.
- The product is accepted for examination in accordance with the cases provided by law, only in the original packaging, in a full complete set, appearance corresponding to the new equipment, and presence of all relevant properly filled documents.
- This warranty is in addition to the constitutional and other consumer rights and in no way restrict them.

Terms of warranty

- The warranty card must indicate the name of the model, serial number, purchase date, name of the seller, seller company stamp, and the customer's signature.
- Delivery to the warranty repair is carried out by the buyer himself.
- Warranty repairs are carried out only during the warranty period specified in the warranty card.
- The service center is committed to doing everything possible to carry out the repair warranty products, for up to 24 working days. The period spent on the restoration of product functionality is added to the warranty period.

Documents / Resources



[bas-IP SH-45TE Touch-Free Button](#) [pdf] User Manual
SH-45TE, Touch-Free Button, SH-45TE Touch-Free Button

References

- [Home - Home page](#)
- [Best IP Intercom System With No Limits & 3 Year Warranty](#)

Manuals+.