

bas-IP SH-31TM Temperature Module User Manual

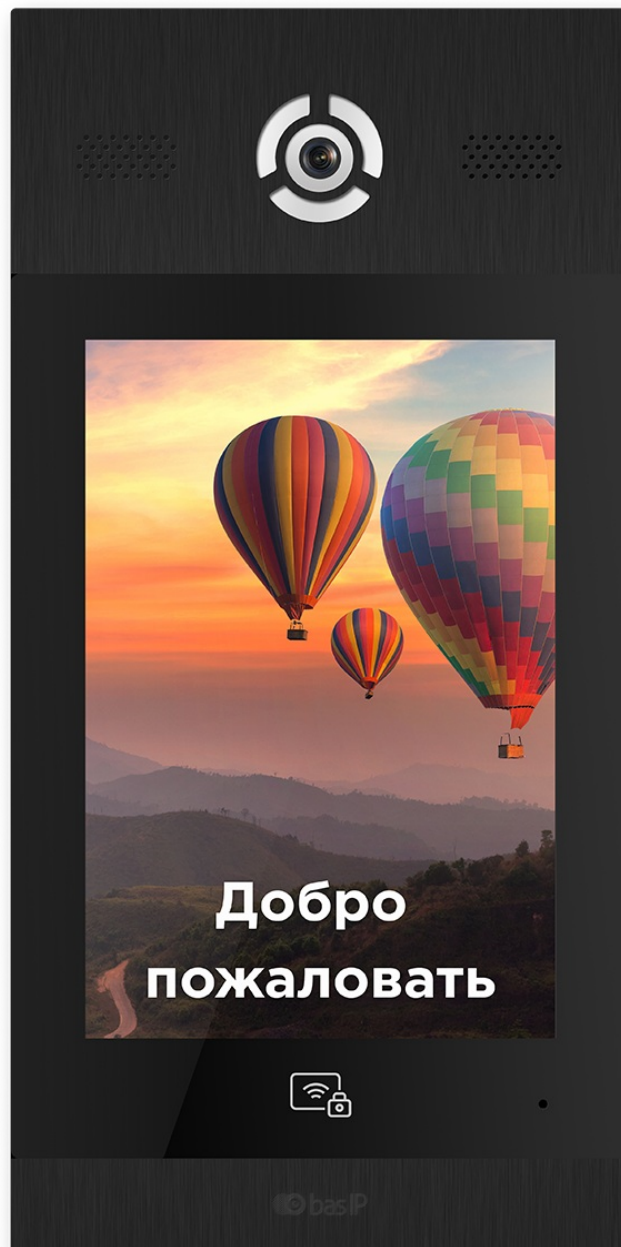
[Home](#) » [bas-IP](#) » bas-IP SH-31TM Temperature Module User Manual 

Contents

- 1 bas-IP SH-31TM Temperature Module
- 2 Main feature
- 3 Device description
- 4 Functionality
- 5 Completeness check of the product
- 6 Connection options
- 7 Mechanical mounting
- 8 Module dimensions
- 9 Warranty
- 10 Warranty conditions
- 11 Documents / Resources
 - 11.1 References
- 12 Related Posts




bas-IP SH-31TM Temperature Module



Main feature

- Power supply: + 12 V ($\pm 15\%$)
- DC Current consumption: 0.034 A (max)
- Power consumption: 0.4W (max)
- Measuring distance: 10 — 40mm
- Measuring range: 30 — 45°C
- Measurement accuracy: 0.1°C
- Maximum deviation: $\leq 0.3^\circ\text{C}$
- Working temperature: 6 — 47°C
- Operating humidity: 20 — 73%
- Protection class: IP30C
- Dimensions: 27 x 87 x 45 mm
- Weight: 132 g



Device description

The module is designed for non-contact measurement on the wrist. Fast detection of abnormal temperatures in real time.

Functionality

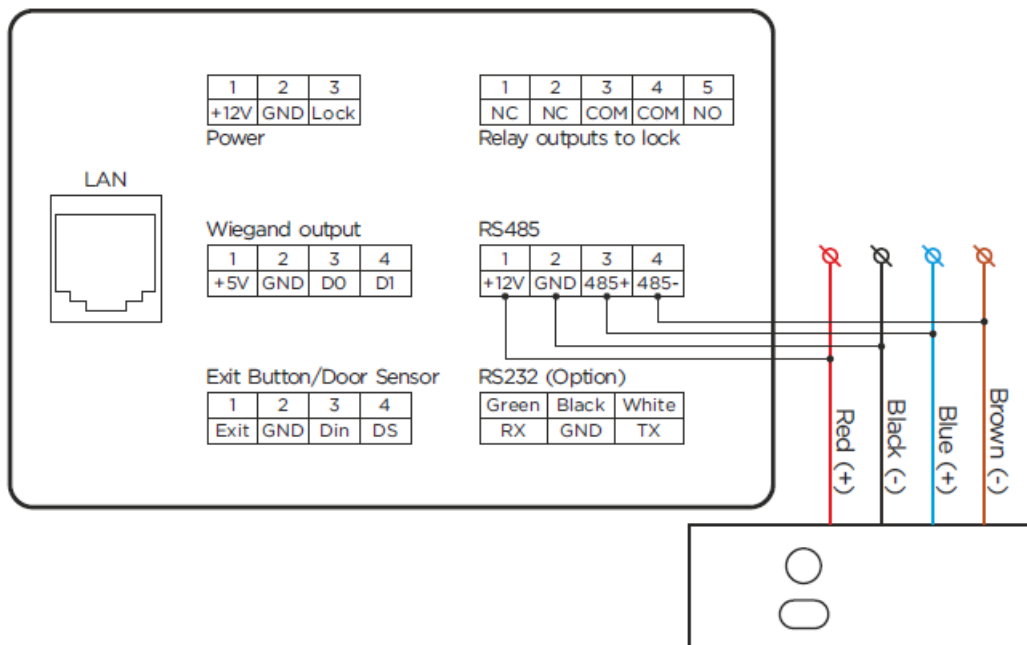
- Remote temperature measurement
- Display of the visitor's temperature on the entrance panel screen
- Display of visitors' temperature on the internal monitor screen
- Metal protective case
- Powered by the entrance panel
- Economical energy consumption

Completeness check of the product

Before installing the module, be sure to check that it is complete and all components are available. The module kit includes:

- Temperature module 1 pc
- Sticker on the housing indicating the correct position when measuring 1 pc
- Mounting bracket for overhead mounting 1 pc
- Module mounting screws 2 pcs
- Bracket mounting screws 2 pcs
- Four-wire connection wire 1 pc
- Manual 1 pc

Connection options

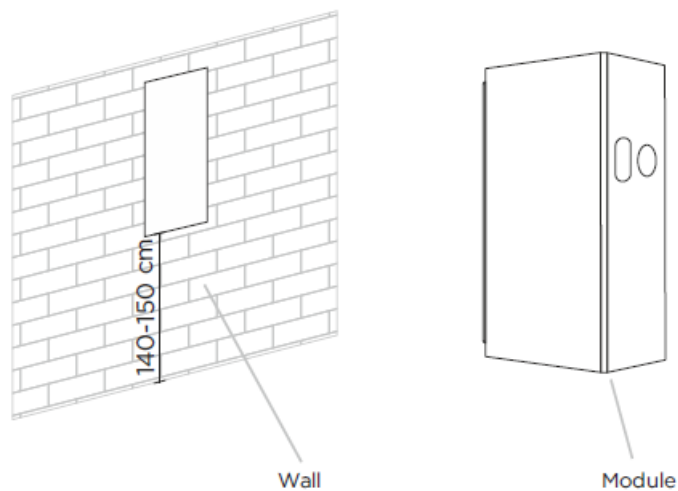


Mechanical mounting

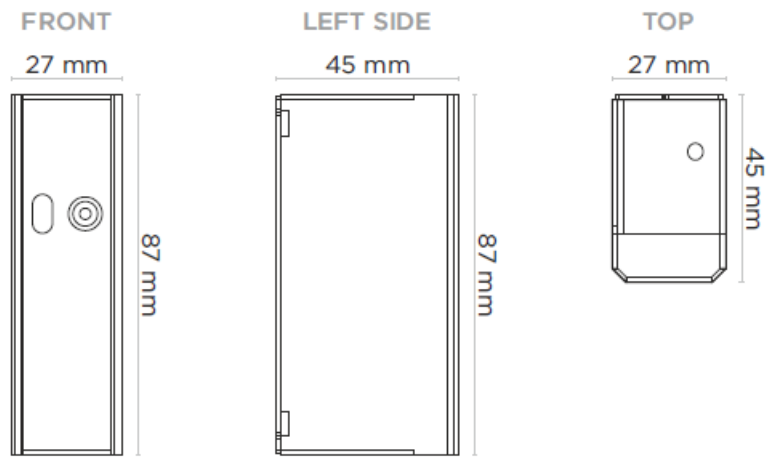
The module is not intended for installation in unheated rooms, as well as in places where it will be affected by direct sunlight and precipitation.

Installation in heavily dusty rooms is not recommended.

Installation in rooms with aggressive environments is prohibited.



Module dimensions



Warranty

The warranty card number

Model name

Serial number

Seller name

With following stated terms of warranty is familiar, functional test was performed in my presence:

Customer signature

Warranty conditions

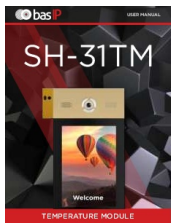
The warranty period of the product — 36 (thirty-six) months from the date of sale.

- Transportation of product must be in its original packaging or supplied one by the seller.
- The product is accepted in warranty repair only with a properly filled warranty card and the presence of intact stickers or labels.
- The product is accepted for examination in accordance with the cases provided by law, only in the original packaging, in a full complete set, appearance corresponding to the new equipment and presence of all relevant properly filled documents.
- This warranty is in addition to the constitutional and other consumer rights and in no way restrict them.

Terms of warranty

- The warranty card must indicate the name of the model, serial number, purchase date, name of the seller, seller company stamp and the customer's signature.
- Delivery to the warranty repair is carried out by the buyer himself. Warranty repairs carried out only during the warranty period specified in the warranty card.
- The service center is committed to do everything possible to carry out the repair warranty products, up to 24 working days. The period spent on the restoration of product functionality is added to the warranty period.

Documents / Resources



[bas-IP SH-31TM Temperature Module](#) [pdf] User Manual
SH-31TM, Temperature Module, SH-31TM Temperature Module

References

- [Home - Home page](#)
- [Best IP Intercom System With No Limits & 3 Year Warranty](#)