



# BAS-IP AV-08FB GOLD: IP Intercom Call Panel User Manual

[Home](#) » [bas-IP](#) » BAS-IP AV-08FB GOLD: IP Intercom Call Panel User Manual 

## Contents

- [1 BAS-IP AV-08FB GOLD: IP Intercom Call Panel](#)
- [2 Main features](#)
- [3 Device description](#)
- [4 Appearance](#)
- [5 Documents / Resources](#)
  - [5.1 References](#)
- [6 Related Posts](#)



**BAS-IP AV-08FB GOLD: IP Intercom Call Panel**



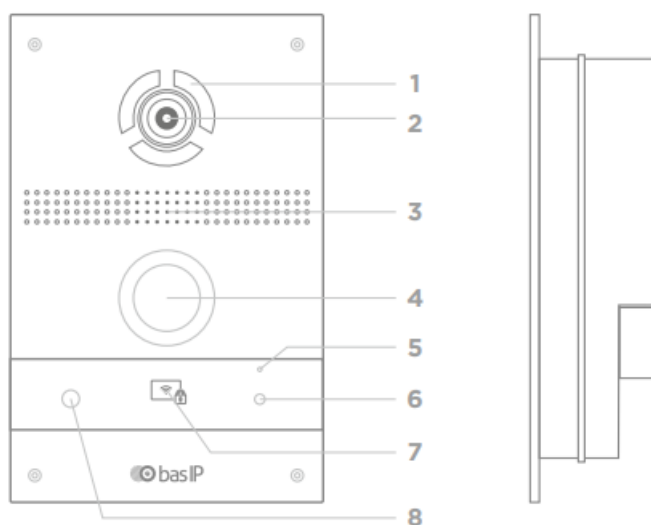
## Main features

- Panel type: Individual.
- Display: No.
- Camera: 1/3".
- Angle: 90° horizontal x 56° vertical.
- Resolution: 2 Mp.
- Output video: FullHD (1920 × 1080), H.264 Main Profile.
- Button: Piezoelectric.
- Night backlight: 6 LEDs.
- Light sensitivity: 0,01 Lux.
- Protection class: IP65.
- Working temperature: -40 — +65 °C.
- Power consumption: 6,5 W, in standby — 3,8 W.
- Power supply: PoE, +12 V DC.
- Body: Aluminium alloy.
- Colors: Black, Silver, Gold.
- Dimensions for installation: 108 x 181 x 58 mm.
- Size of the panel: 125 x 199 x 48 mm.
- Installation: Flush mount.

## Device description

BAS-IP AV-08FB is a stylish and unique individual entrance panel with face recognition. The panel is equipped with a 2-megapixel camera and a piezoelectric call button.

## Appearance



1. Backlight.
2. Camera.
3. Loudspeaker.
4. Piezoelectric button.
5. Microphone.
6. Proximity sensor.
7. Card reader.
8. Proximity sensor.

## Completeness check of the product

Before installation of the outdoor panel, it is necessary to check that it is complete and all components are available.

### Outdoor panel kit includes:

- Outdoor panel 1 pc
- Manual 1 pc
- Flush mount bracket 1 pc
- Set of wires with connectors for connection of power supply, 1 pc
- lock, and additional modules 1 pc
- Set of screws with a wrench 1 pc
- A plug for connectors 1 pc

## Electrical connection

After verifying the device's completeness, you can switch to the outdoor panel connection.

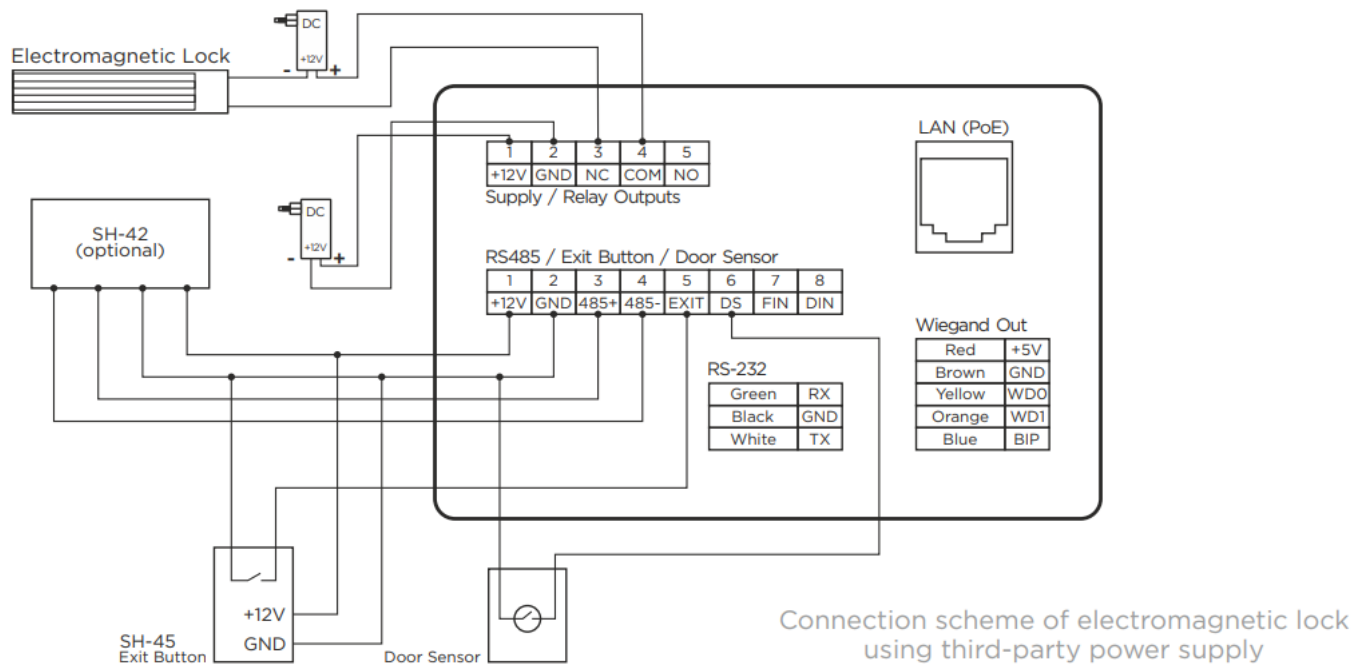
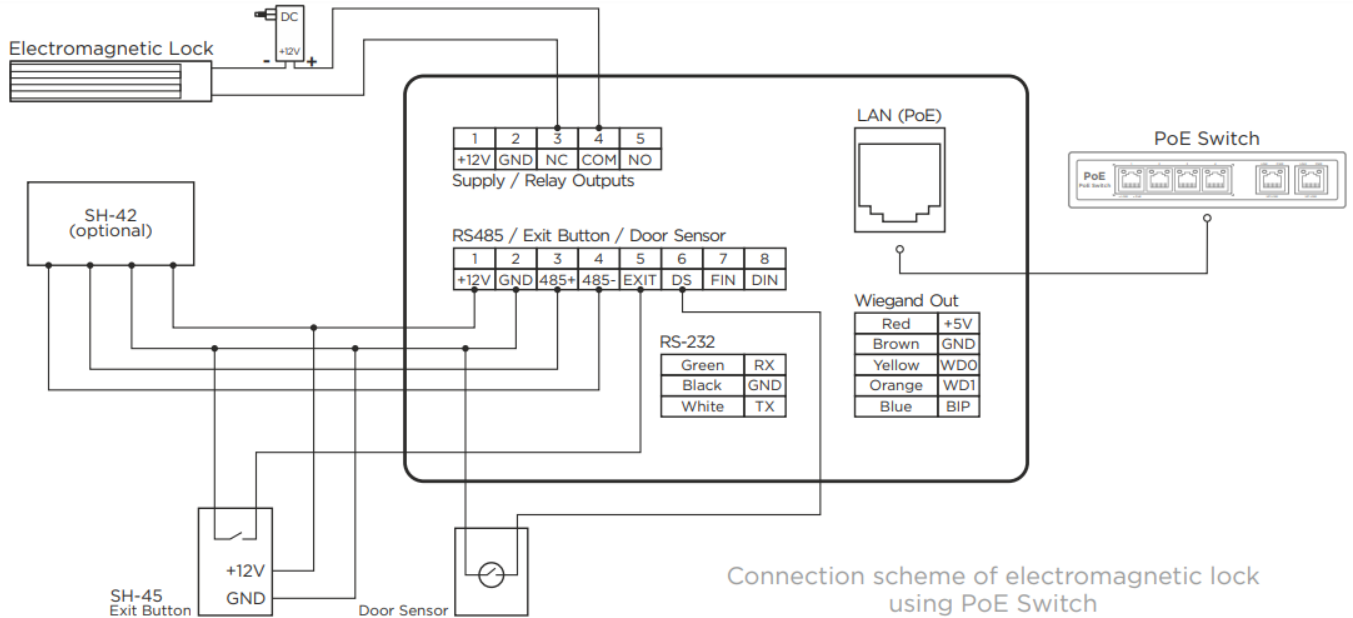
**For connection you will need::**

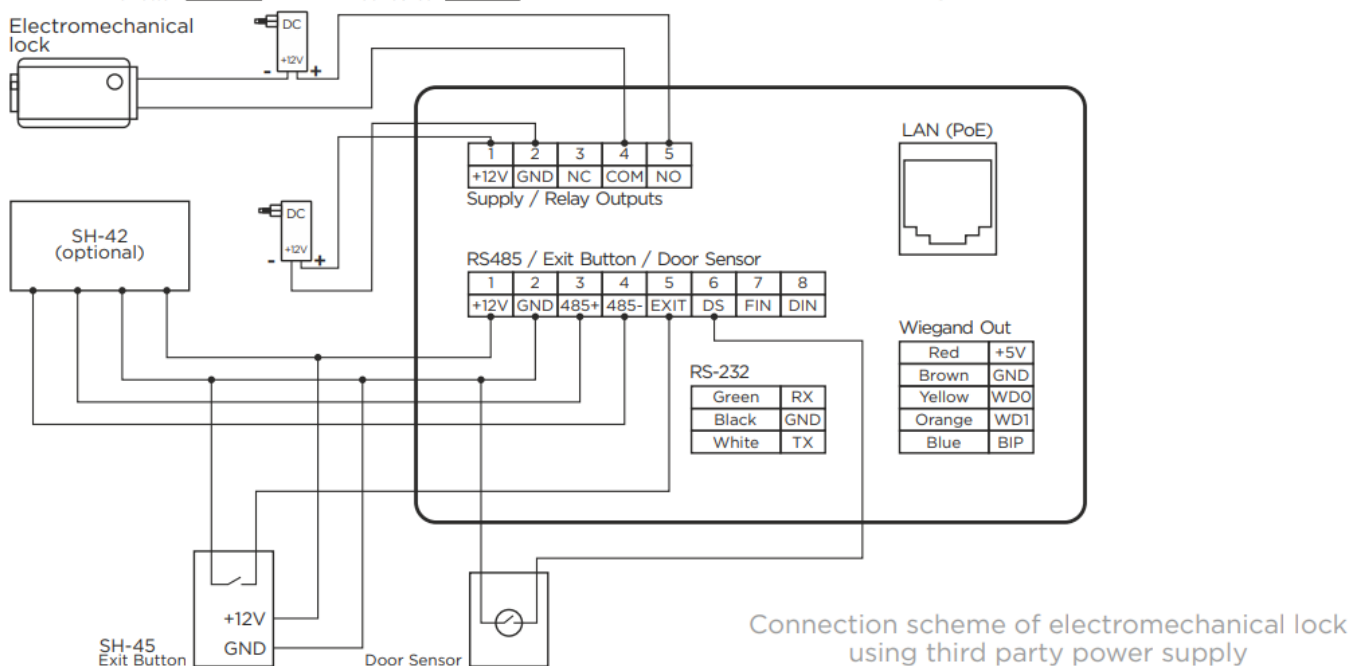
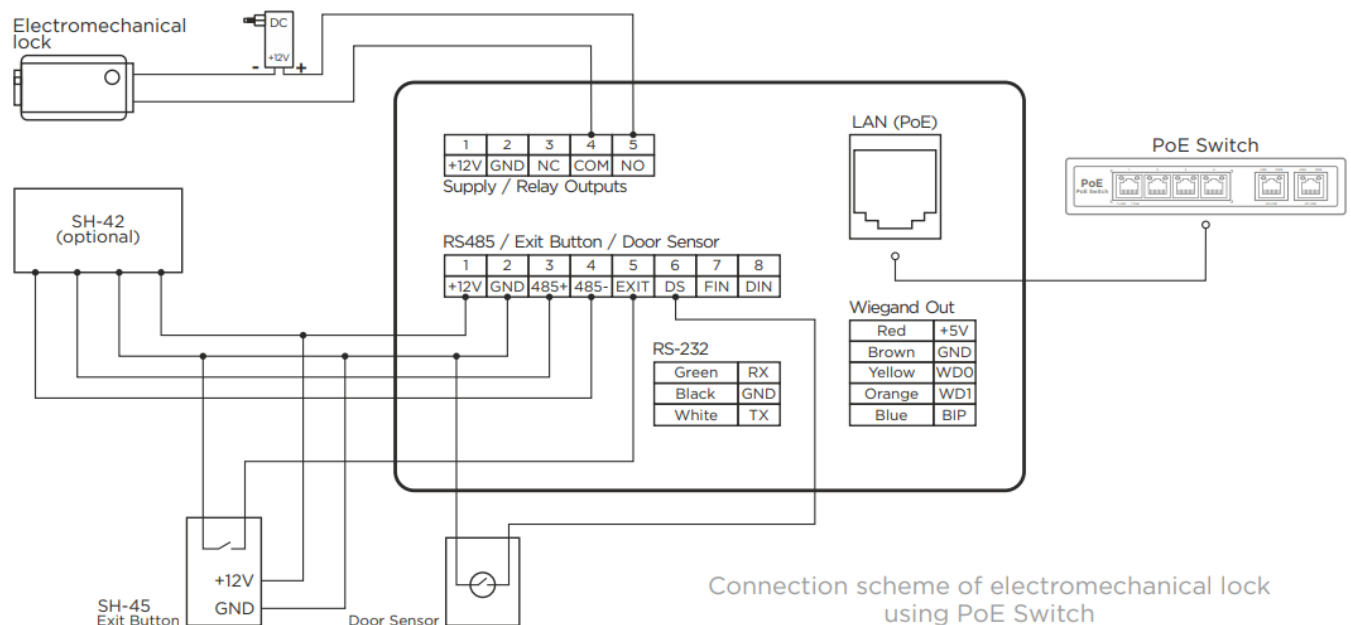
- An Ethernet UTP CAT5 or higher cable connected to a PoE network switch or regular switch/router.

### Cable length recommendations

The maximum length of the UTP CAT5 cable segment should not exceed 100 meters, according to the IEEE 802.3 standard.

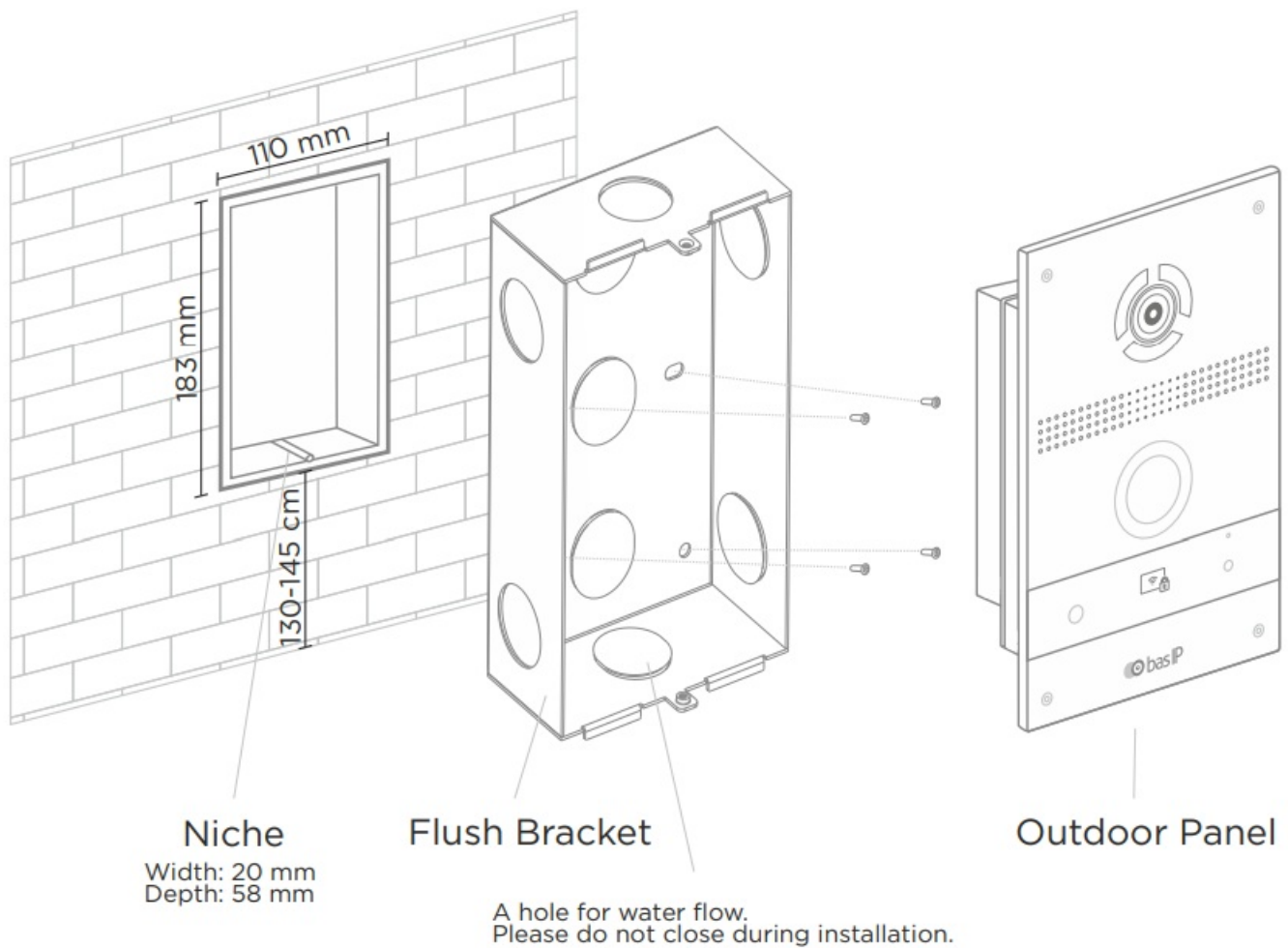
### Power supply at +12 V, 2 amps.



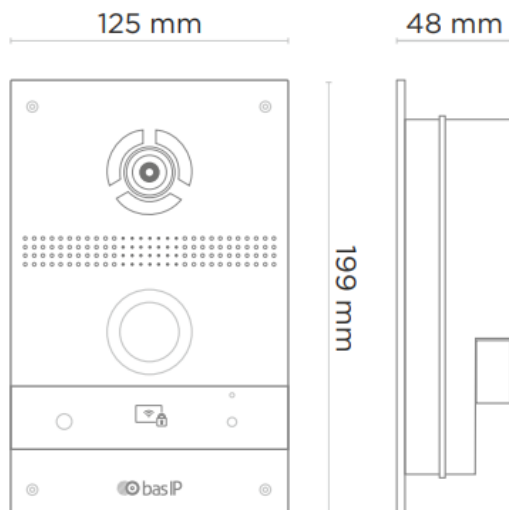


## Mechanical mounting

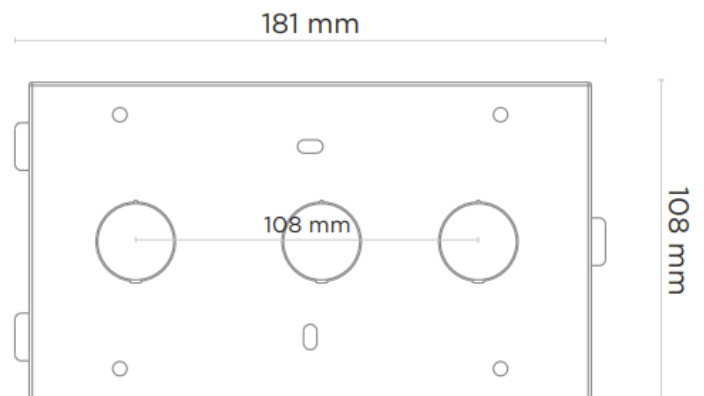
Before mounting the entrance panel, a hole or recess in the wall with dimensions of 110 x 183 x 60 mm (for flush mounting) must be provided. It is also necessary to provide supply of a power cable, additional modules and the local network. Attention: the hole at the bottom is designed to drain the water. Do not intentionally close it. Also it is necessary to make a drain for water at the bottom of the niche which will serve to divert water out.



## Outdoor Panel



## Flush Bracket



### Warranty

The warranty card number

Model name

Serial number

Seller name

With following stated terms of warranty is familiar, functional test was performed in my presence:

Customer signature

### Warranty conditions

The warranty period of the product — 36 (thirty-six) months from the date of sale.

- Transportation of product must be in its original packaging or supplied one by the seller.
- The product is accepted in warranty repair only with a properly filled warranty card and the presence of intact stickers or labels.
- The product is accepted for examination in accordance with the cases provided by law, only in the original packaging, in a full complete set, appearance corresponding to the new equipment and presence of all relevant properly filled documents.
- This warranty is in addition to the constitutional and other consumer rights and in no way restrict them.

### Terms of warranty


- The warranty card must indicate the name of the model, serial number, purchase date, name of the seller, seller company stamp and the customer's signature.
- Delivery to the warranty repair is carried out by the buyer himself.
- Warranty repairs are carried out only during the warranty period specified in the warranty card.
- The service center is committed to do everything possible to carry out the repair of warranty products, up to 24 working days. The period spent on the restoration of product functionality is added to the warranty period

Full User Manual



[wiki.bas-ip.com](http://wiki.bas-ip.com)

### Documents / Resources

	<p><a href="#">BAS-IP AV-08FB GOLD: IP Intercom Call Panel</a> [pdf] User Manual AV-08FB GOLD IP Intercom Call Panel, AV-08FB, GOLD IP Intercom Call Panel, Intercom Call Panel, Call Panel</p>
---	---

### References

- [Home - Home page](#)
- [Best IP Intercom System With No Limits & 3 Year Warranty](#)